



US00D659544S

(12) **United States Design Patent**
Labadie et al.

(10) **Patent No.:** **US D659,544 S**
(45) **Date of Patent:** **** *May 15, 2012**

(54) **CONTAINER**

(75) Inventors: **Joseph P. Labadie**, Perrysburg, OH
(US); **Richard R. Johnston**, Toledo, OH
(US)

(73) Assignee: **Graham Packaging Company, L.P.**,
York, PA (US)

(*) Notice: This patent is subject to a terminal disclaimer.

(**) Term: **14 Years**

(21) Appl. No.: **29/369,857**

(22) Filed: **Sep. 14, 2010**

(51) **LOC (9) Cl.** **09-01**

(52) **U.S. Cl.** **D9/542; D9/563; D9/571; D9/574**

(58) **Field of Classification Search** D9/516,
D9/529-530, 541-546, 550, 552, 559-560,
D9/563, 565, 571-575, 682-694; 215/379,
215/381-382, 384; 220/660, 662, 669
See application file for complete search history.

(56) **References Cited**

U.S. PATENT DOCUMENTS

D202,445 S	9/1965	Gooding	
D217,228 S *	4/1970	Hills	D9/542
D234,911 S	4/1975	Stevens	
D247,474 S	3/1978	Byrne	
D255,217 S *	6/1980	Plummer	D9/522
D282,640 S	2/1986	Beaver	
D283,598 S	4/1986	Heriard-Dubreuil	
D308,483 S *	6/1990	Weckman	D9/563 X
D316,225 S	4/1991	Edstrom et al.	
D321,651 S	11/1991	Cochran	
D325,524 S	4/1992	Maginnis, Jr.	
D327,011 S	6/1992	Wefler	
D333,984 S *	3/1993	Maginnis, Jr.	D9/571 X
D352,460 S *	11/1994	Sherman et al.	D9/542
D375,900 S *	11/1996	DeVore	D9/563
D379,765 S	6/1997	Hencher	
D384,285 S *	9/1997	D'Amico et al.	D9/542

D384,890 S *	10/1997	Goldman	D9/571 X
D394,211 S	5/1998	Kuzma et al.	
D413,268 S *	8/1999	Crawford	D9/543
D427,914 S	7/2000	Croft et al.	
D497,810 S *	11/2004	Maus	D9/542
D498,680 S	11/2004	Cleary	
D511,970 S	11/2005	Cleary	
6,964,345 B2	11/2005	Wetherell et al.	
D532,697 S *	11/2006	Francis	D9/574 X
D536,619 S *	2/2007	Heisner	D9/541
D539,659 S	4/2007	Cleary et al.	
D540,683 S *	4/2007	Dow	D9/574 X
D545,210 S	6/2007	Armstrong et al.	
D553,502 S	10/2007	Toh	
D555,484 S *	11/2007	Norris et al.	D9/529
D561,034 S *	2/2008	Francis	D9/530
D567,096 S	4/2008	Toh	
D584,635 S *	1/2009	Montgomery	D9/544 X
D585,746 S	2/2009	Dodge et al.	

(Continued)

Primary Examiner — Carol P Rademaker

(74) *Attorney, Agent, or Firm* — Knoble Yoshida & Dunleavy, LLC

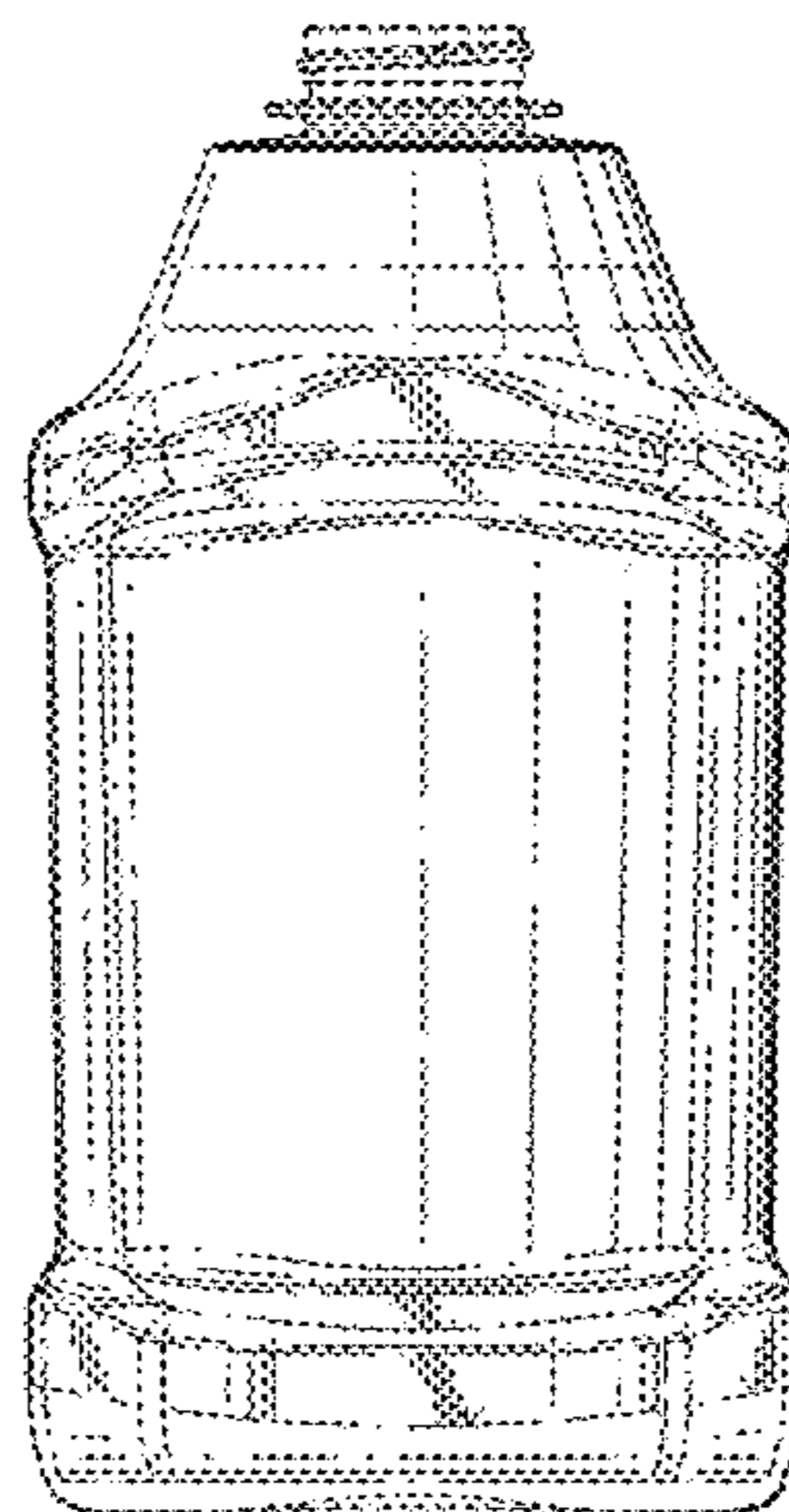
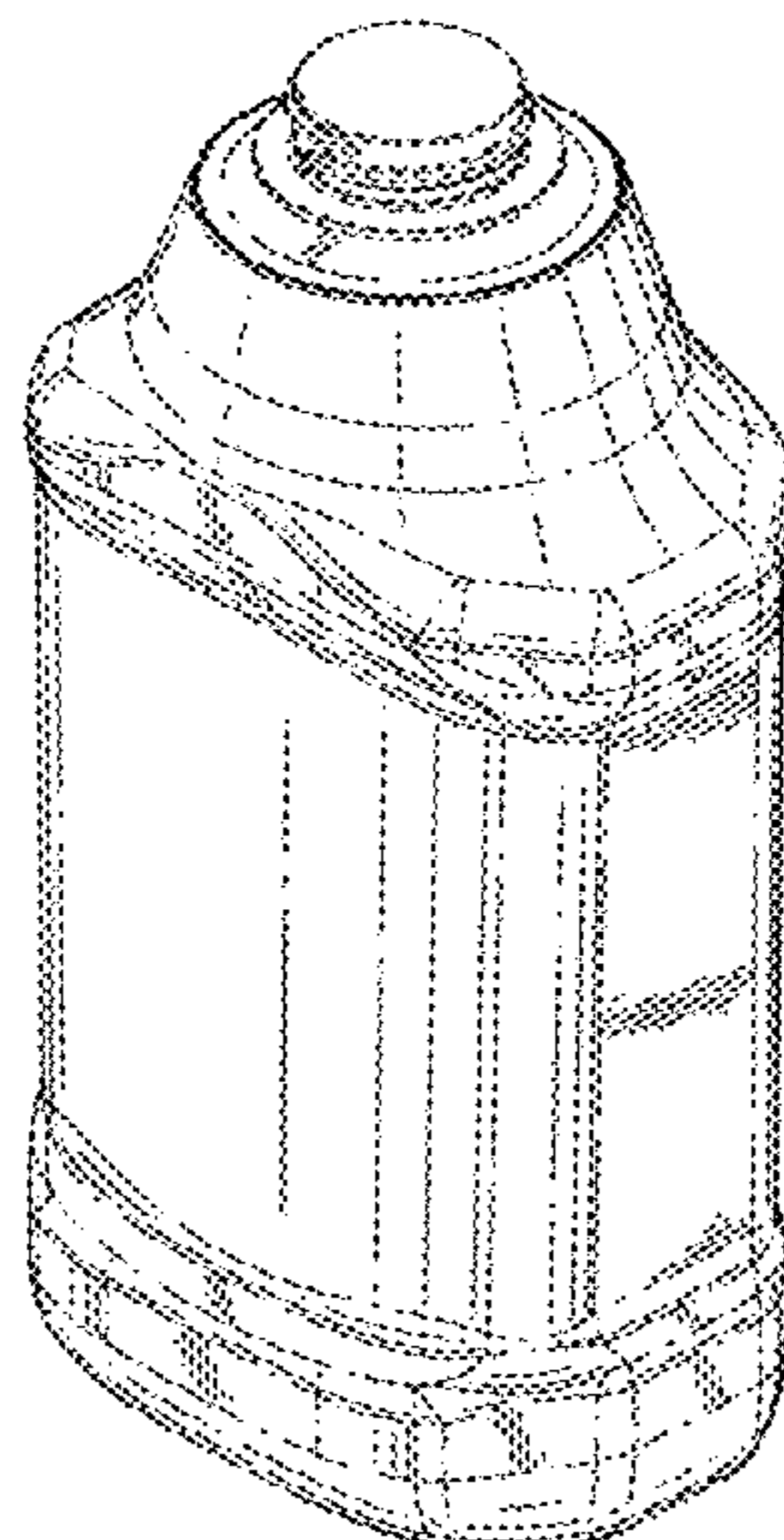
(57) **CLAIM**

The ornamental design for a container, as shown and described.

DESCRIPTION

FIG. 1 is a top, front, right side perspective view of a container showing our new design;
FIG. 2 is a bottom, front, left side perspective view
FIG. 3 is a rear elevational view thereof;
FIG. 4 is a front elevational view thereof;
FIG. 5 is a right side elevational view thereof;
FIG. 6 is a left side elevational view thereof;
FIG. 7 is a top plan view thereof; and,
FIG. 8 is a bottom plan view thereof.
The broken lines in the drawings showing a pour spout with thread and the central portion of the bottom surface are for the purpose of illustrating environmental structure and form no part of the claimed design.

1 Claim, 7 Drawing Sheets



US D659,544 S

Page 2

U.S. PATENT DOCUMENTS

D585,747 S	2/2009	Dodge et al.		D637,085 S *	5/2011	Mehdizadeh	D9/563 X
D585,755 S *	2/2009	Dodge et al.	D9/563	8,016,162 B2 *	9/2011	Cleary et al.	215/384 X
D616,756 S *	6/2010	Schlies et al.	D9/574 X	2008/0000932 A1	1/2008	Cleary et al.	

* cited by examiner




FIG. 1




FIG. 2

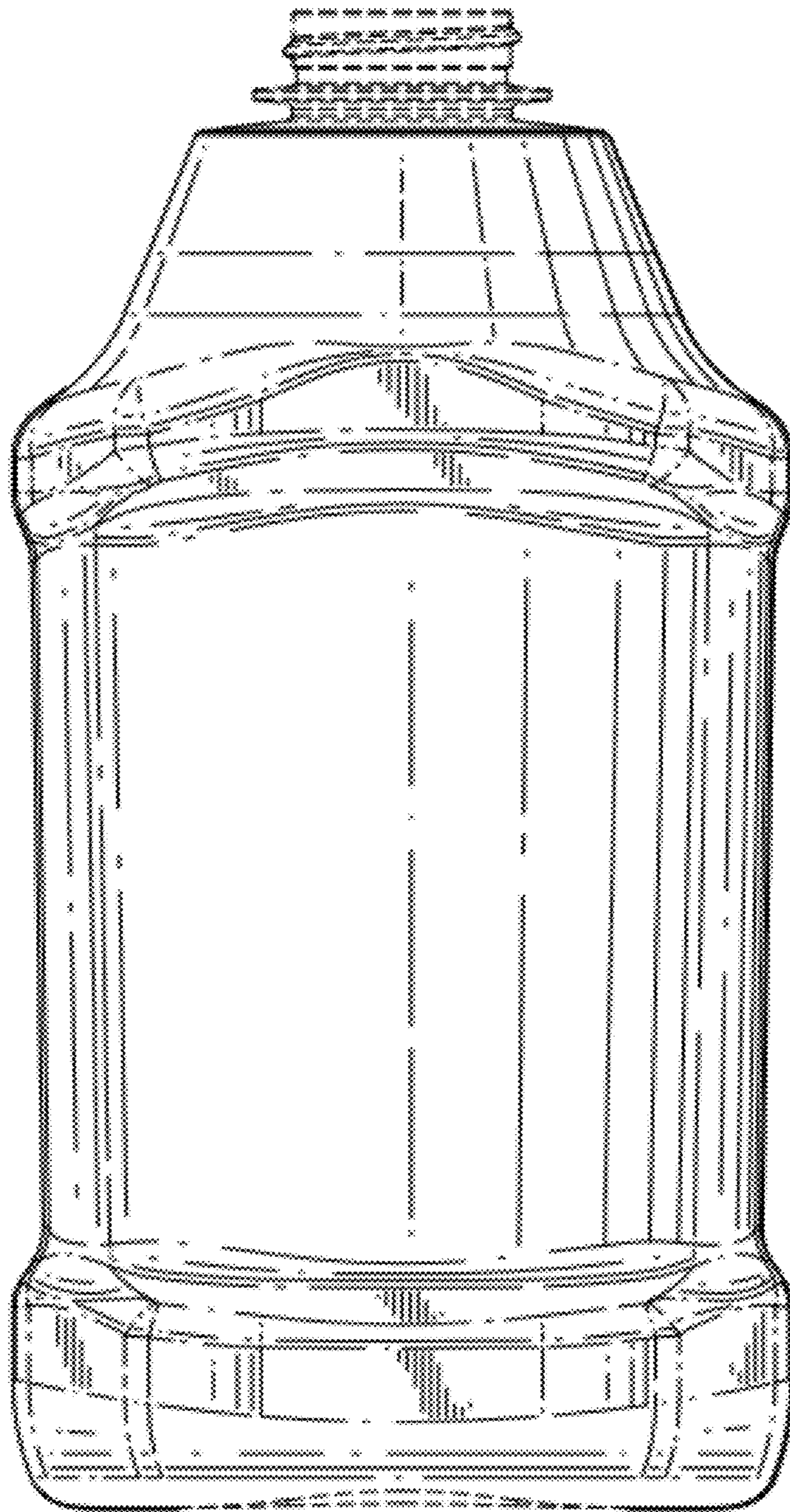


FIG. 3

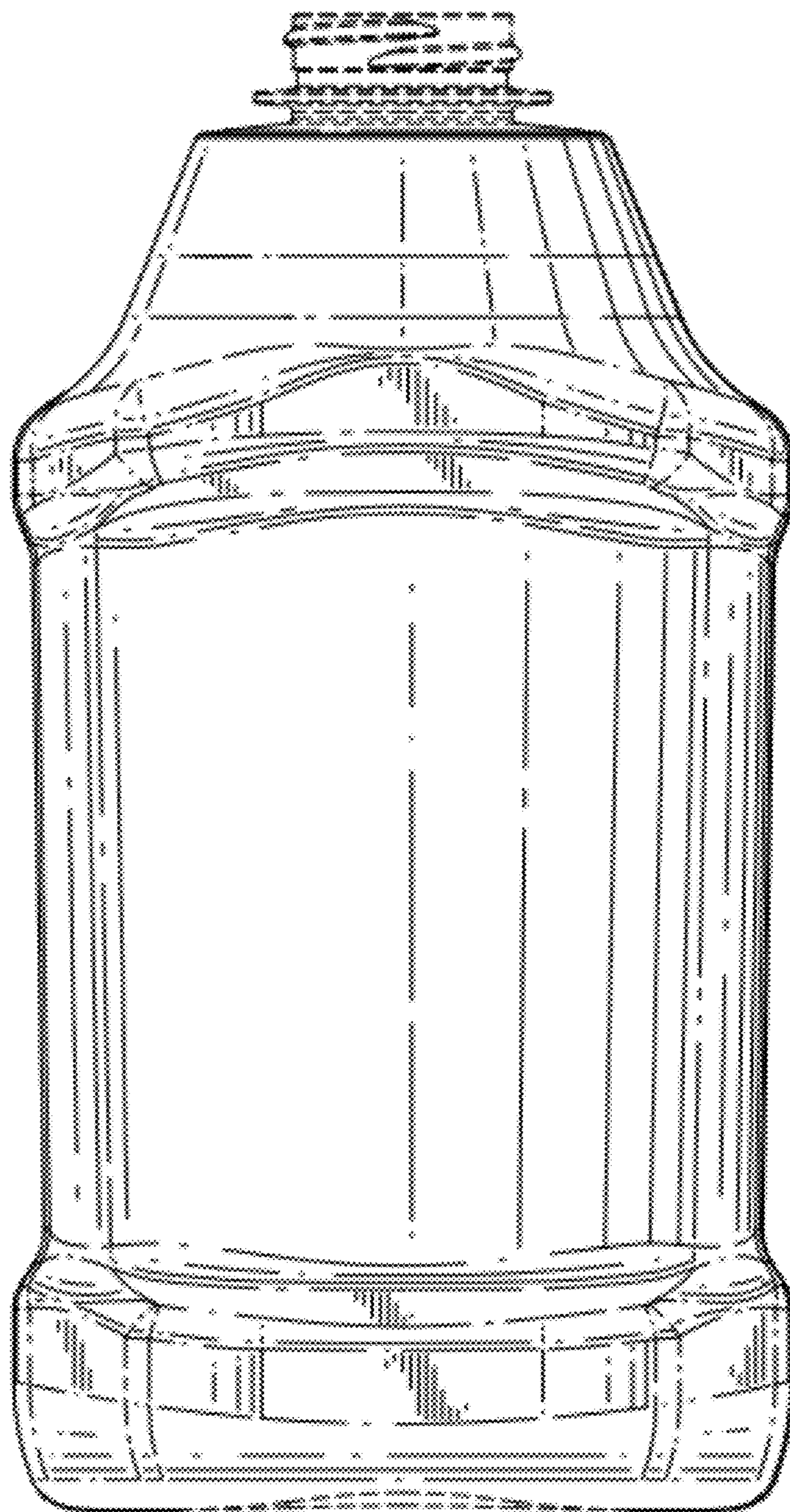


FIG. 4

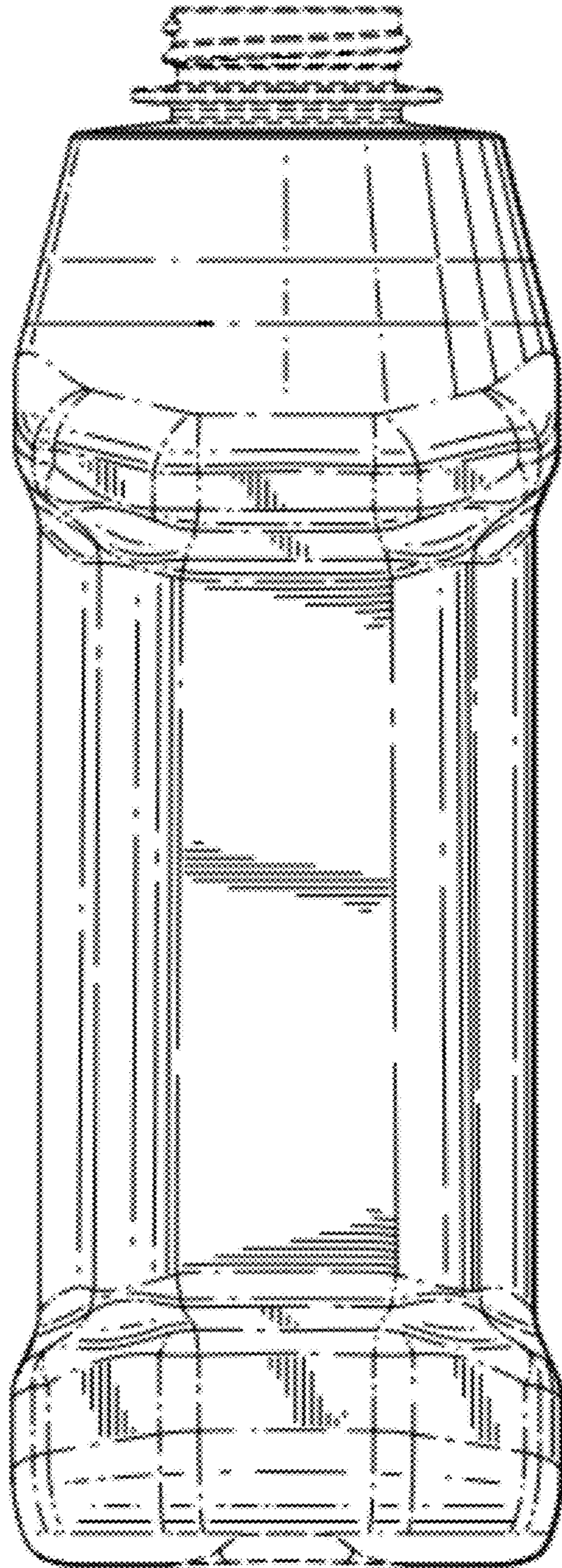


FIG. 5

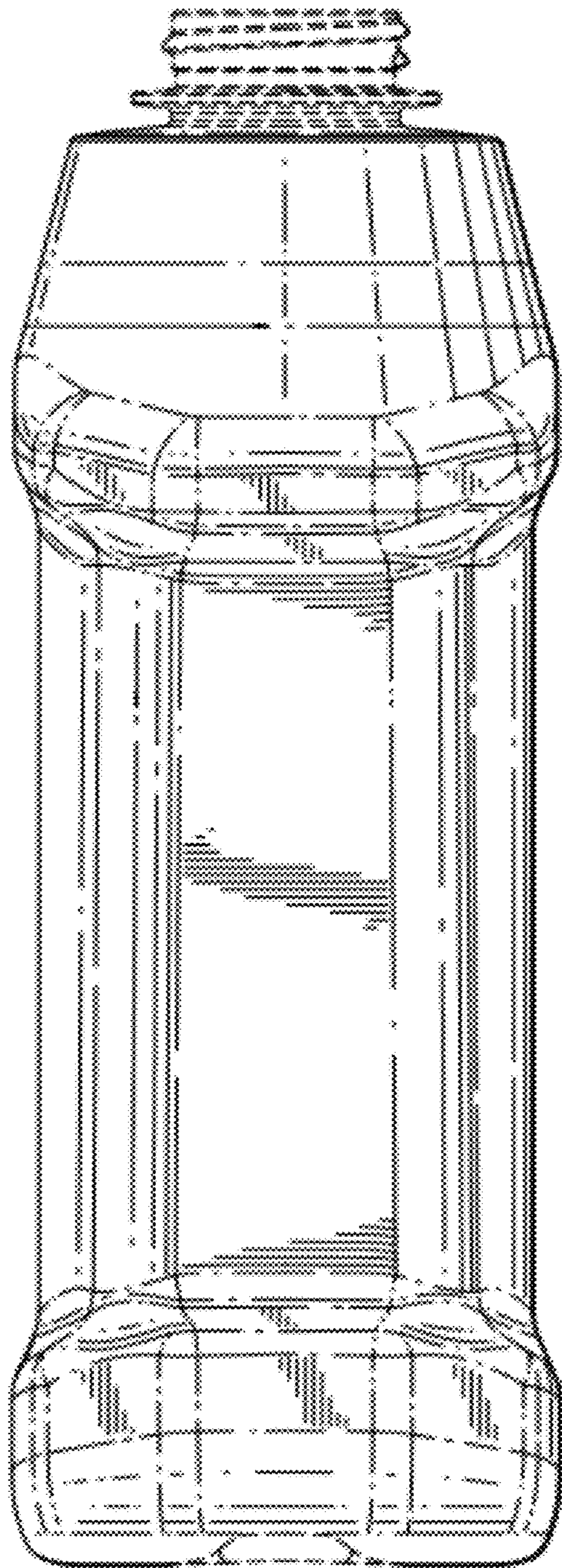


FIG. 6

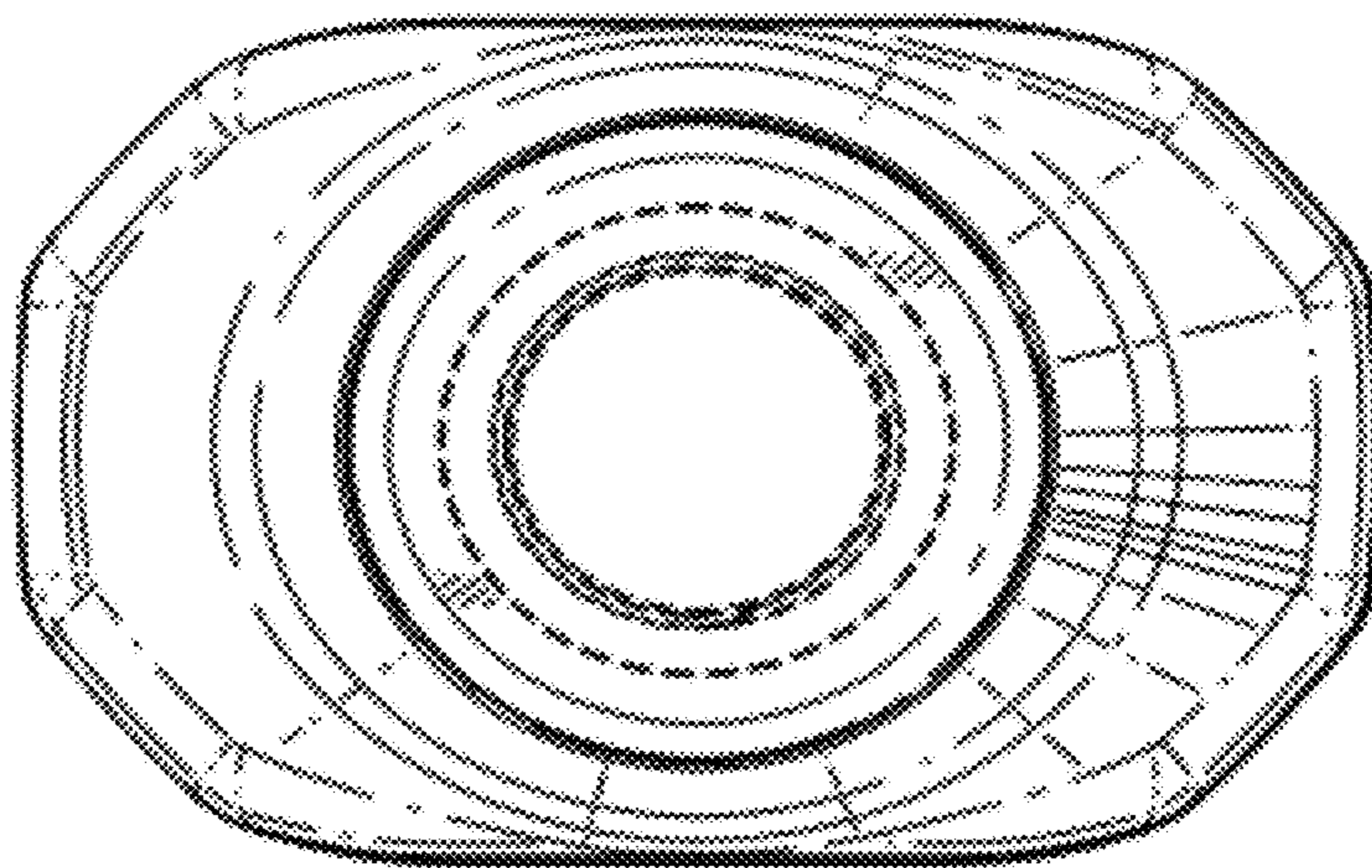


FIG. 7

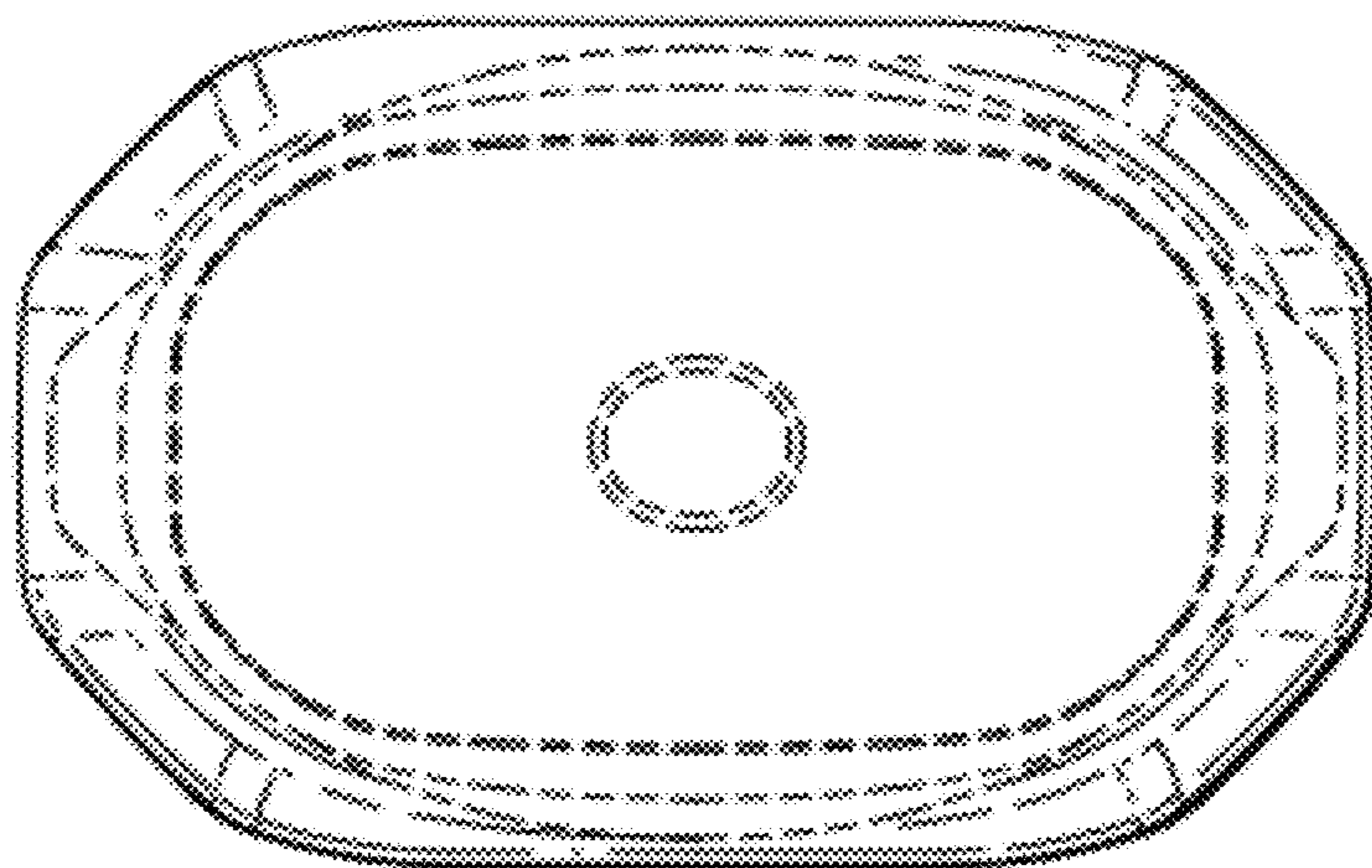


FIG. 8