



US00D659543S

(12) **United States Design Patent**
Campbell

(10) **Patent No.:** **US D659,543 S**

(45) **Date of Patent:** **** May 15, 2012**

(54) **CONTAINER**

(75) **Inventor:** **Roderick Campbell, Newry (IE)**

(73) **Assignee:** **Norbrook Laboratories Limited,**
Newry, County Down (IE)

(**) **Term:** **14 Years**

(21) **Appl. No.:** **29/354,234**

(22) **Filed:** **Jan. 21, 2010**

(30) **Foreign Application Priority Data**

Jul. 24, 2009 (EM) 001155808-0001
Jul. 24, 2009 (EM) 001155808-0002

(51) **LOC (9) Cl.** **09-01**

(52) **U.S. Cl.** **D9/542**

(58) **Field of Classification Search** D9/531,
D9/516, 541, 542, 544, 550, 558, 575, 528,
D9/530; 215/10, 381, 382, 379, 398, 385;
206/504; 220/771, 772

See application file for complete search history.

(56) **References Cited**

U.S. PATENT DOCUMENTS

D63,724 S *	1/1924	Marble	D9/545
D89,257 S *	2/1933	Fulle, Jr.	D9/544
D93,687 S *	10/1934	Steelman	D9/550
D139,892 S *	1/1945	Riha	D9/542
D201,052 S *	5/1965	Josephsen	D9/542
D203,883 S *	2/1966	Wood	D9/543
D203,884 S *	2/1966	Wood	D9/542
D228,124 S *	8/1973	Yamakawa	D9/523

D280,709 S *	9/1985	Waring	D9/520
D302,522 S *	8/1989	Charboneau et al.	D9/523
D316,965 S *	5/1991	Arvidson et al.	D9/520
D379,224 S *	5/1997	McCallister et al.	D24/121
6,161,713 A *	12/2000	Krich	215/384
6,964,345 B2 *	11/2005	Wetherell et al.	215/10
D567,096 S *	4/2008	Toh	D9/542
D597,846 S *	8/2009	Brady	D9/542
D598,774 S *	8/2009	Schlies et al.	D9/541
7,611,028 B2 *	11/2009	Desico et al.	215/398
D605,048 S *	12/2009	Smith, III	D9/523
D606,413 S *	12/2009	Dammkoehler	D9/541
D613,172 S *	4/2010	Masters et al.	D9/523
D614,958 S *	5/2010	Smith et al.	D9/516
D623,952 S *	9/2010	Yourist et al.	D9/516

* cited by examiner

Primary Examiner — Paula Greene

(74) *Attorney, Agent, or Firm* — Luedeka Neely Group, PC

(57) **CLAIM**

The ornamental design of a container, as shown and described.

DESCRIPTION

FIG. 1 is a front perspective view of a container showing my new design;

FIG. 2 is a front view of the container of FIG. 1;

FIG. 3 is a left side view of the container of FIG. 1;

FIG. 4 is a rear view of the container of FIG. 1;

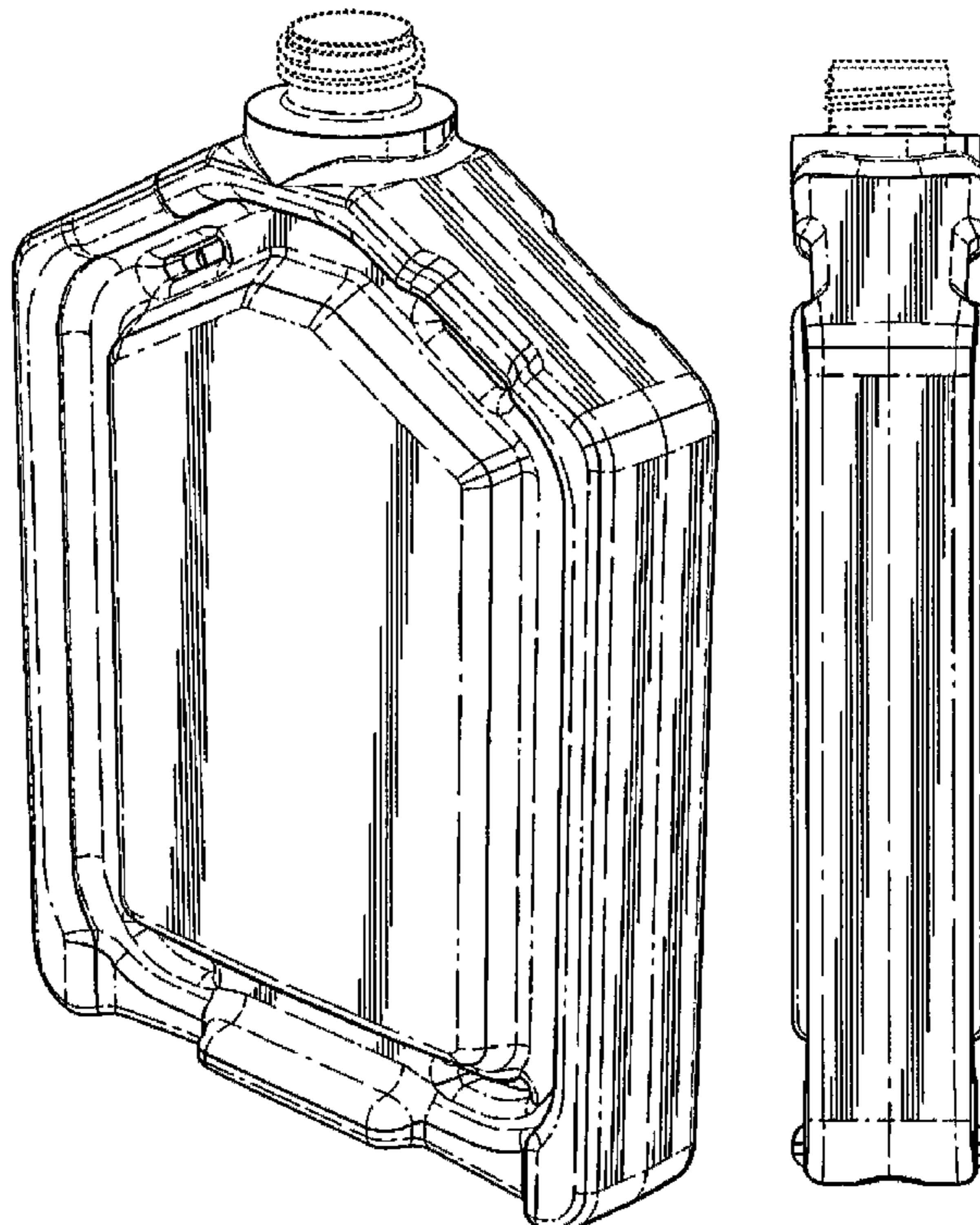
FIG. 5 is a right side view of the container of FIG. 1;

FIG. 6 is a top view of the container of FIG. 1; and,

FIG. 7 is a bottom view of the container of FIG. 1.

The broken lines form no part of the claimed design.

1 Claim, 6 Drawing Sheets



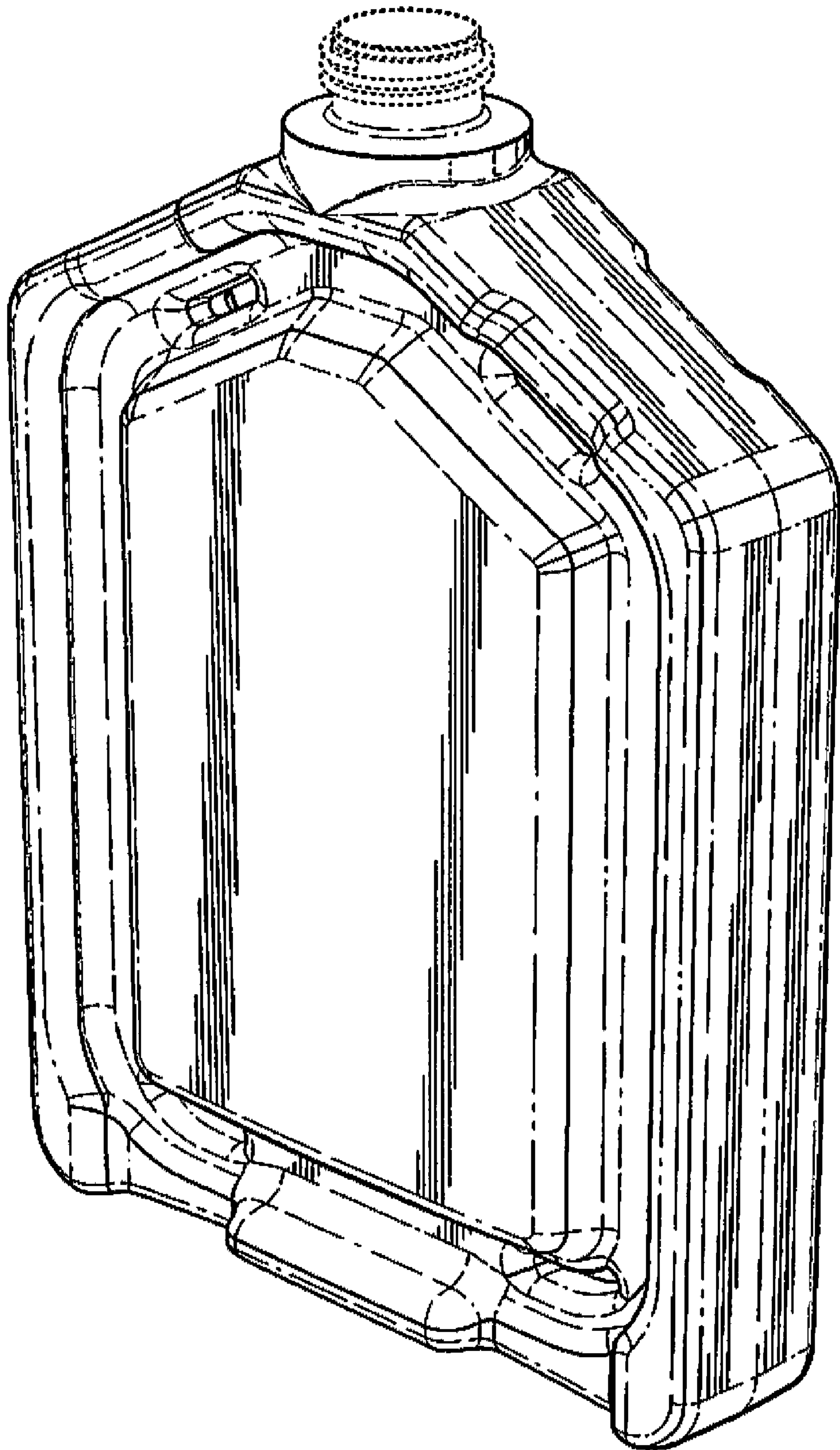


FIG. 1

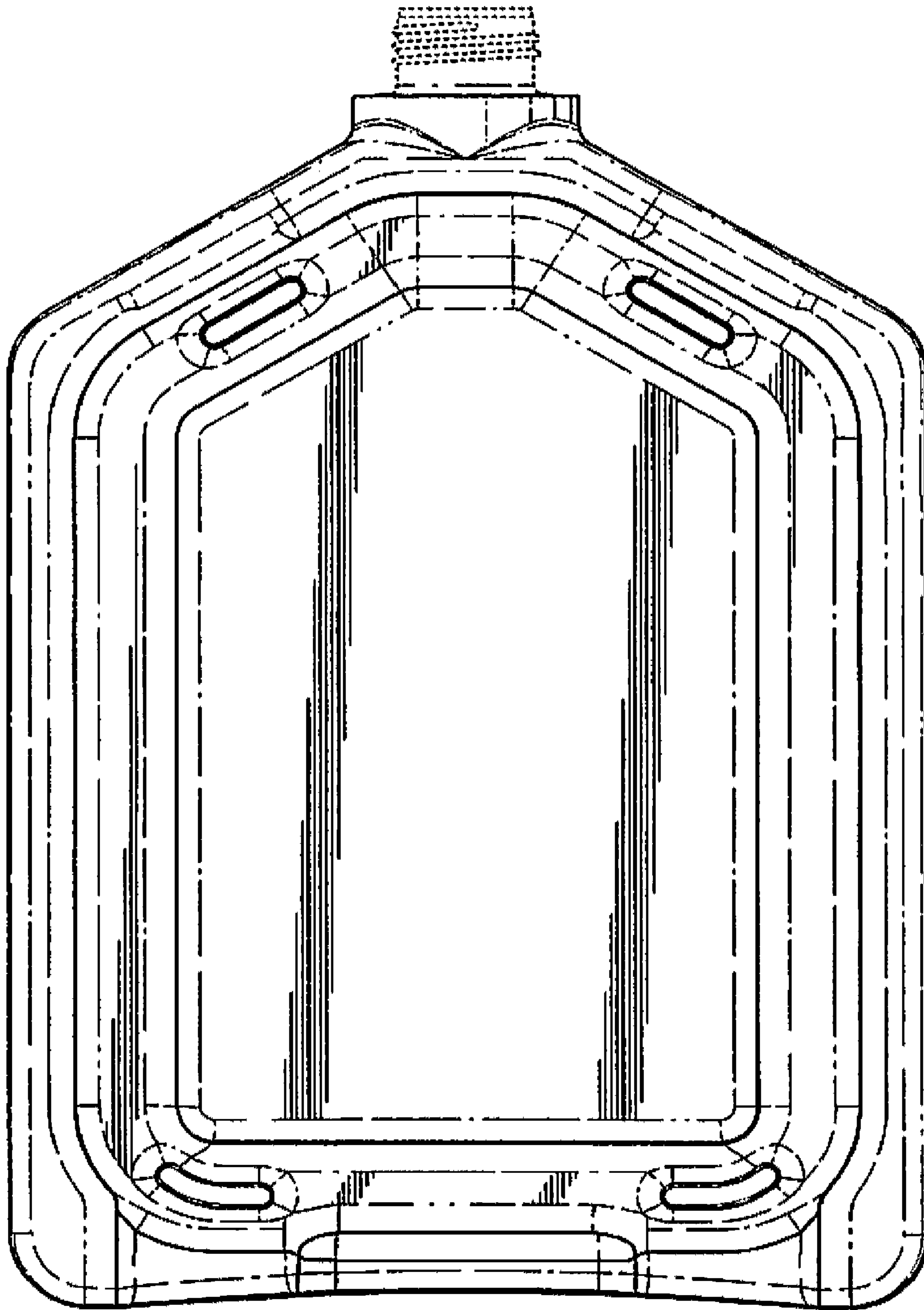


FIG. 2



FIG. 3

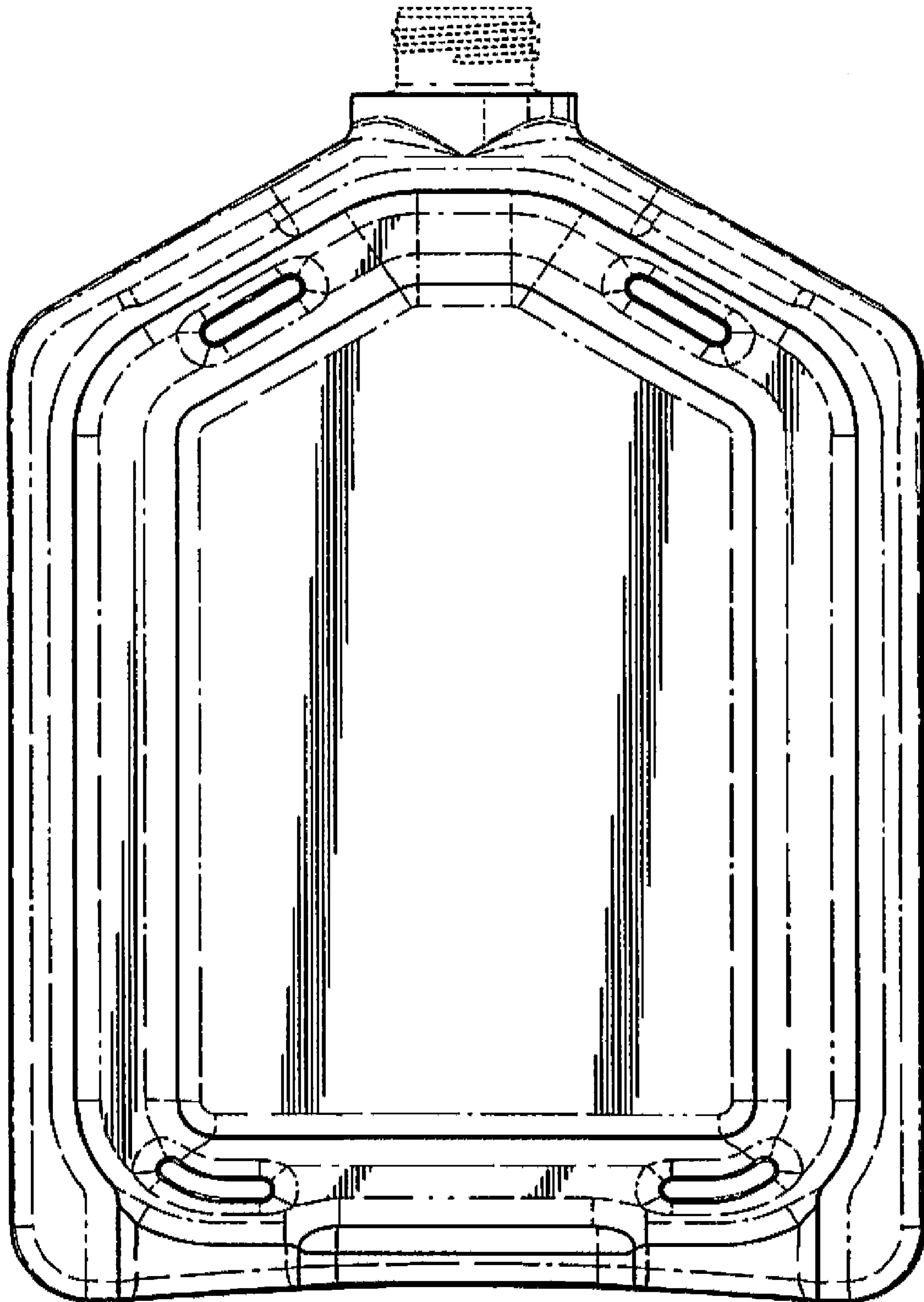


FIG. 4



FIG. 5

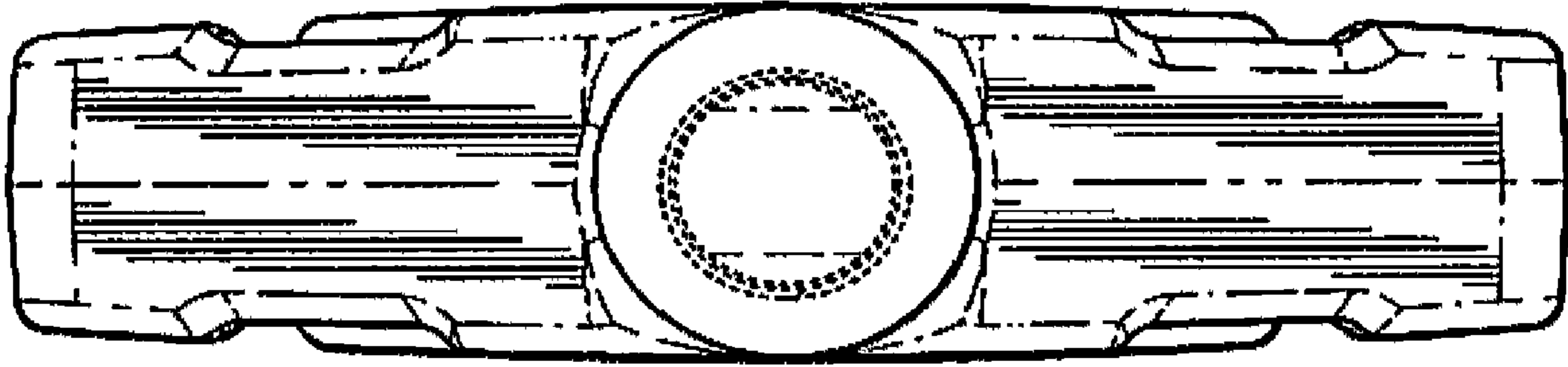


FIG. 6

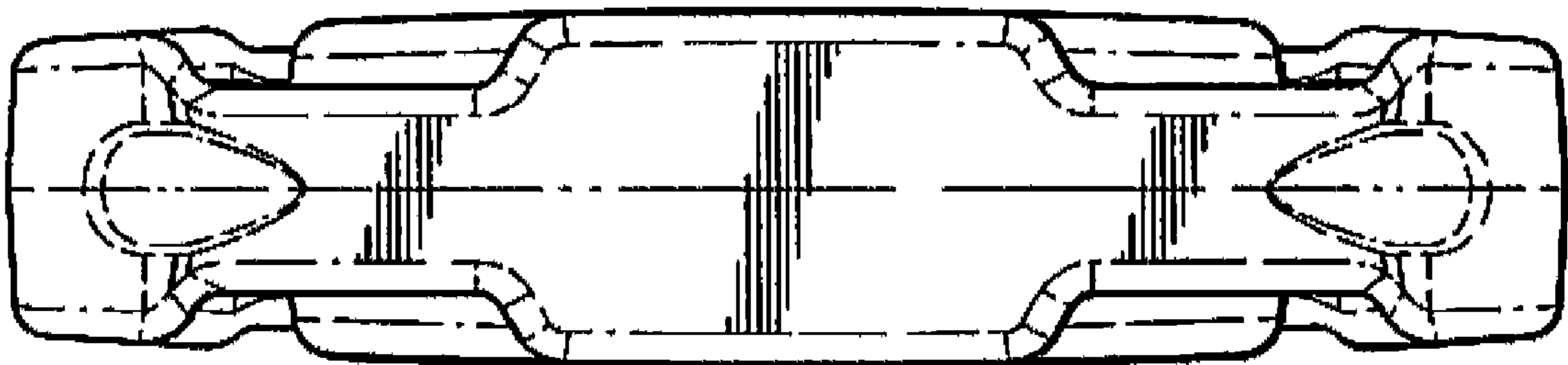


FIG. 7