



US00D659508S

(12) **United States Design Patent**
Dhaliwal

(10) **Patent No.:** **US D659,508 S**

(45) **Date of Patent:** **** May 15, 2012**

(54) **KING CROWN KEY**

(76) Inventor: **Sukhwinder Singh Dhaliwal,**
Sacramento, CA (US)

(**) Term: **14 Years**

(21) Appl. No.: **29/399,559**

(22) Filed: **Aug. 16, 2011**

(51) **LOC (9) Cl.** **08-07**

(52) **U.S. Cl.** **D8/348**

(58) **Field of Classification Search** D8/347,
D8/348, 330; 70/51, 393, 401, 405-408,
70/450, 336, 345, 346, 265, 371, 271, 423-430
See application file for complete search history.

(56) **References Cited**

U.S. PATENT DOCUMENTS

2,529,815	A *	11/1950	Rothe	40/330
2,633,006	A *	3/1953	Taylor	249/82
3,338,078	A *	8/1967	Eberitch et al.	70/428
D225,301	S *	12/1972	Uliano	D8/348
D226,092	S *	1/1973	Salmans	D11/105
4,747,282	A *	5/1988	Nyun	70/426
D352,888	S *	11/1994	Carsello	D8/347
D357,852	S *	5/1995	Shen	D8/347

6,109,073	A *	8/2000	Parsons	70/16
D492,186	S *	6/2004	Howard	D8/347
7,043,945	B2 *	5/2006	Hollingsworth	70/16
D632,543	S *	2/2011	Liu	D8/348
D633,370	S *	3/2011	Rand	D8/348

* cited by examiner

Primary Examiner — Prabhakar Deshmukh

(74) *Attorney, Agent, or Firm* — Patent Law Offices of Rick Martin, P.C.

(57) **CLAIM**

The ornamental design for a king crown key, as shown and described.

DESCRIPTION

FIG. 1 is a front perspective view of a king crown key showing my new design;

FIG. 2 is a front elevational view thereof;

FIG. 3 is rear elevational view thereof;

FIG. 4 is a left side elevational view thereof;

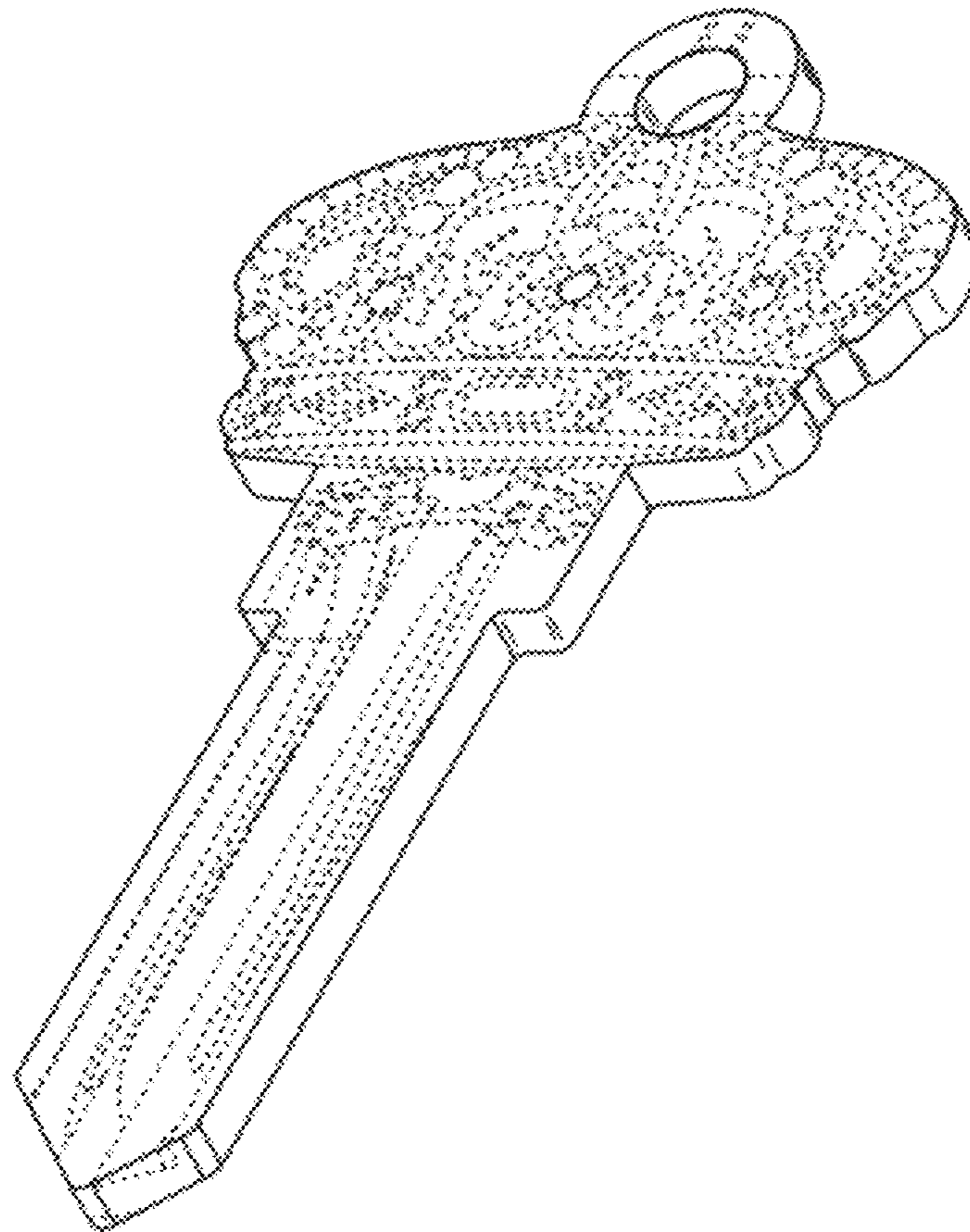
FIG. 5 is a right side elevational view thereof;

FIG. 6 is a top plan view thereof; and,

FIG. 7 is a bottom plan view thereof.

The broken lines are for illustrative purpose only and form no part of the claimed design.

1 Claim, 3 Drawing Sheets



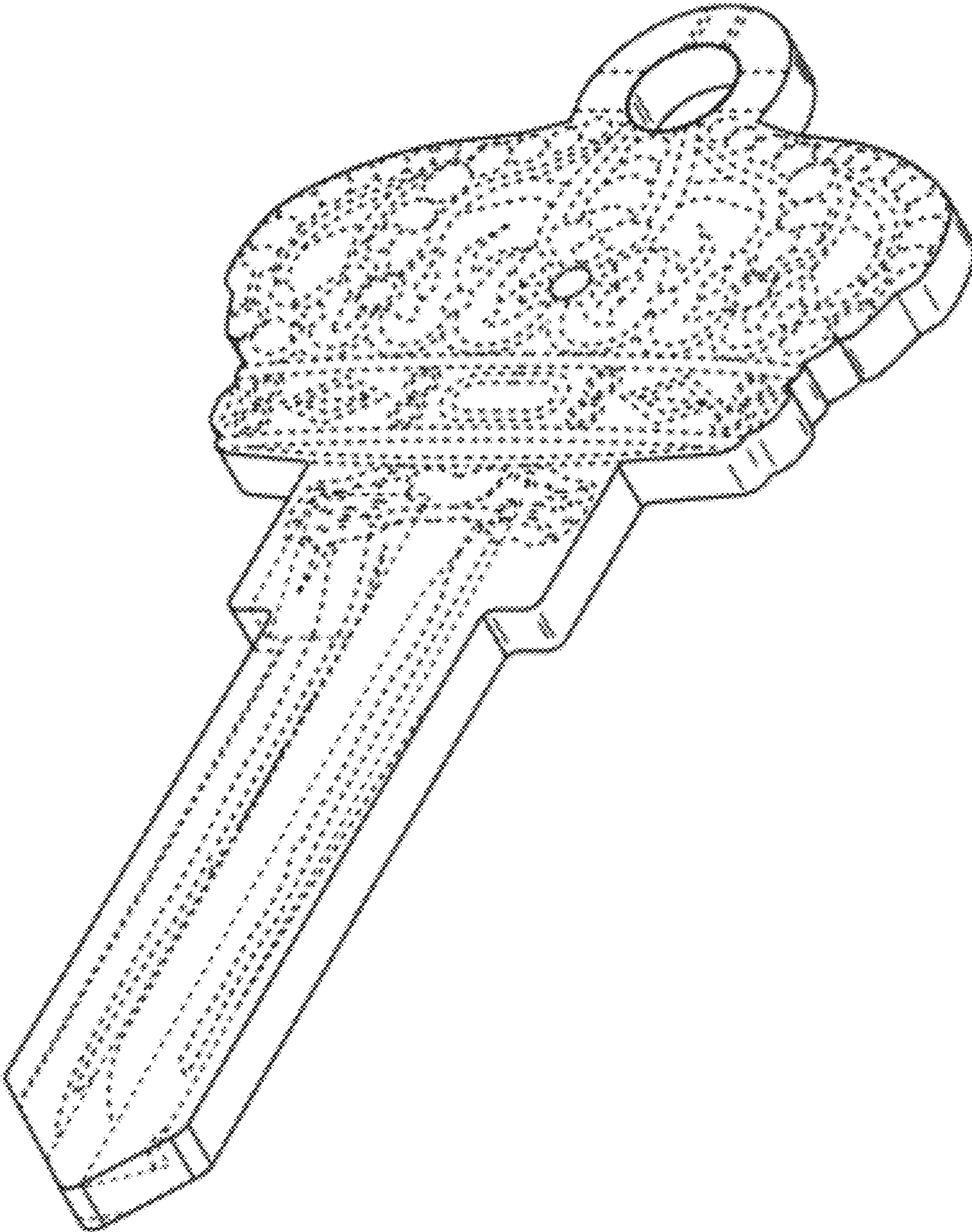


Fig 1

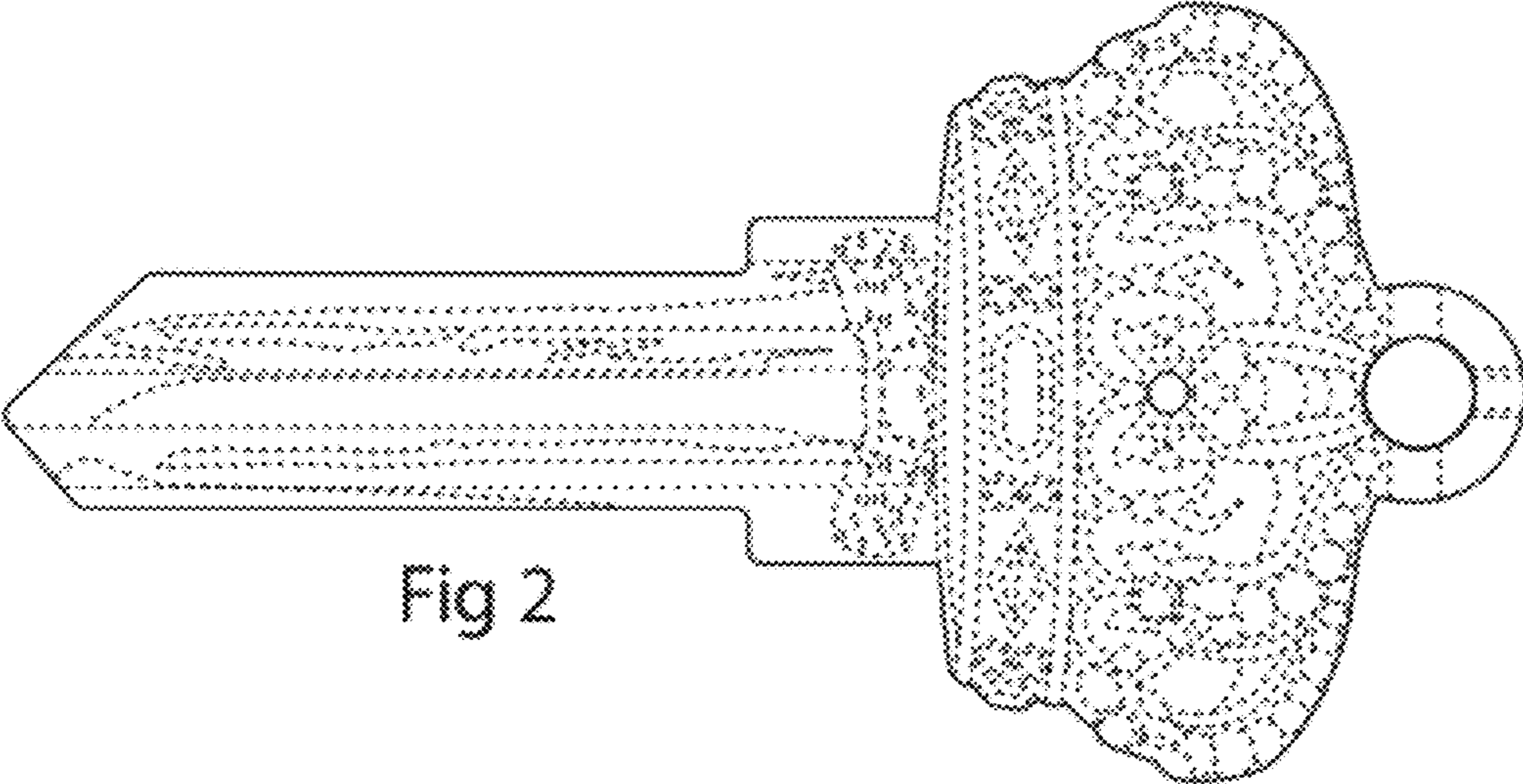


Fig 2

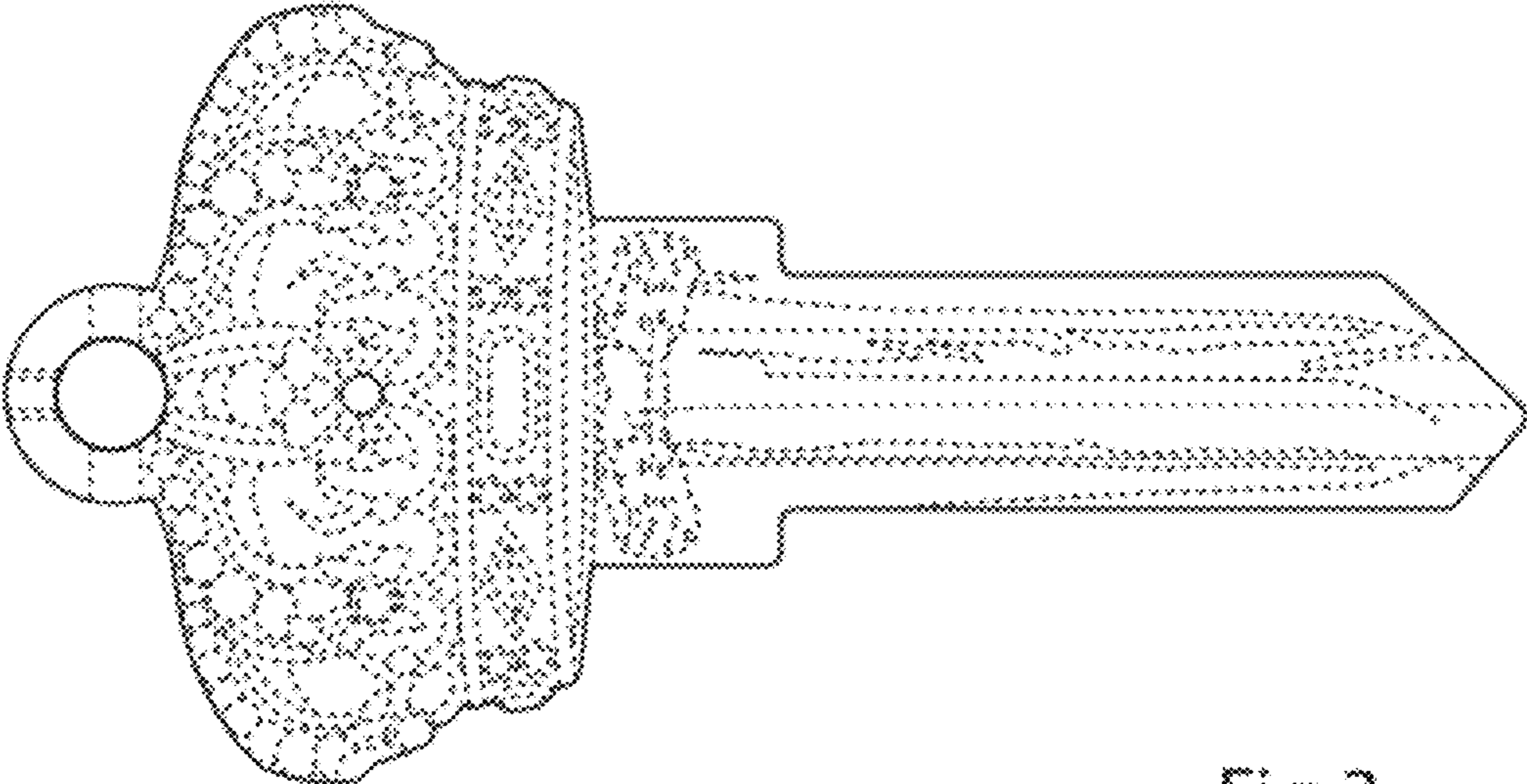


Fig 3

Fig 4



Fig 5



Fig 6



Fig 7

