



US00D659485S

(12) **United States Design Patent**
Williams

(10) **Patent No.:** **US D659,485 S**
(45) **Date of Patent:** **** May 15, 2012**

(54) **CUTLERY SET**

(75) Inventor: **Ruth Natasha Williams**, Stratford upon Avon (GB)

(73) Assignee: **Robert Welch Designs Ltd**, Chipping Campden, Gloucestershire (GB)

(**) Term: **14 Years**

(21) Appl. No.: **29/368,925**

(22) Filed: **Aug. 31, 2010**

(51) **LOC (9) Cl.** **07-03**

(52) **U.S. Cl.** **D7/645; D7/642**

(58) **Field of Classification Search** D7/368,
D7/395, 401.2, 642-646, 649-654, 660-664,
D7/669, 675-676, 683, 688-692, 695-696;
30/137, 141-143, 147-150, 322-327, 329,
30/340, 342-344; 416/70 R

See application file for complete search history.

(56) **References Cited**

U.S. PATENT DOCUMENTS

D440,831	S	*	4/2001	Welch et al.	D7/645
D455,936	S	*	4/2002	Welch	D7/645
D492,549	S	*	7/2004	Welch	D7/645
D493,337	S	*	7/2004	Welch	D7/663
D497,083	S	*	10/2004	Welch	D7/645
D558,533	S	*	1/2008	de Bretton Gordon	D7/642
D563,735	S	*	3/2008	Welch	D7/642
D572,088	S	*	7/2008	de Bretton Gordon	D7/645
D575,116	S	*	8/2008	Williams	D7/642
D575,998	S	*	9/2008	deBretton Gordon	D7/642
D597,384	S	*	8/2009	Williams	D7/645
D619,857	S	*	7/2010	Williams	D7/645

D621,229 S * 8/2010 De Bretton Gordon D7/645
* cited by examiner

Primary Examiner — Ricky Pham

(74) *Attorney, Agent, or Firm* — MacMillan, Sobanski & Todd LLC

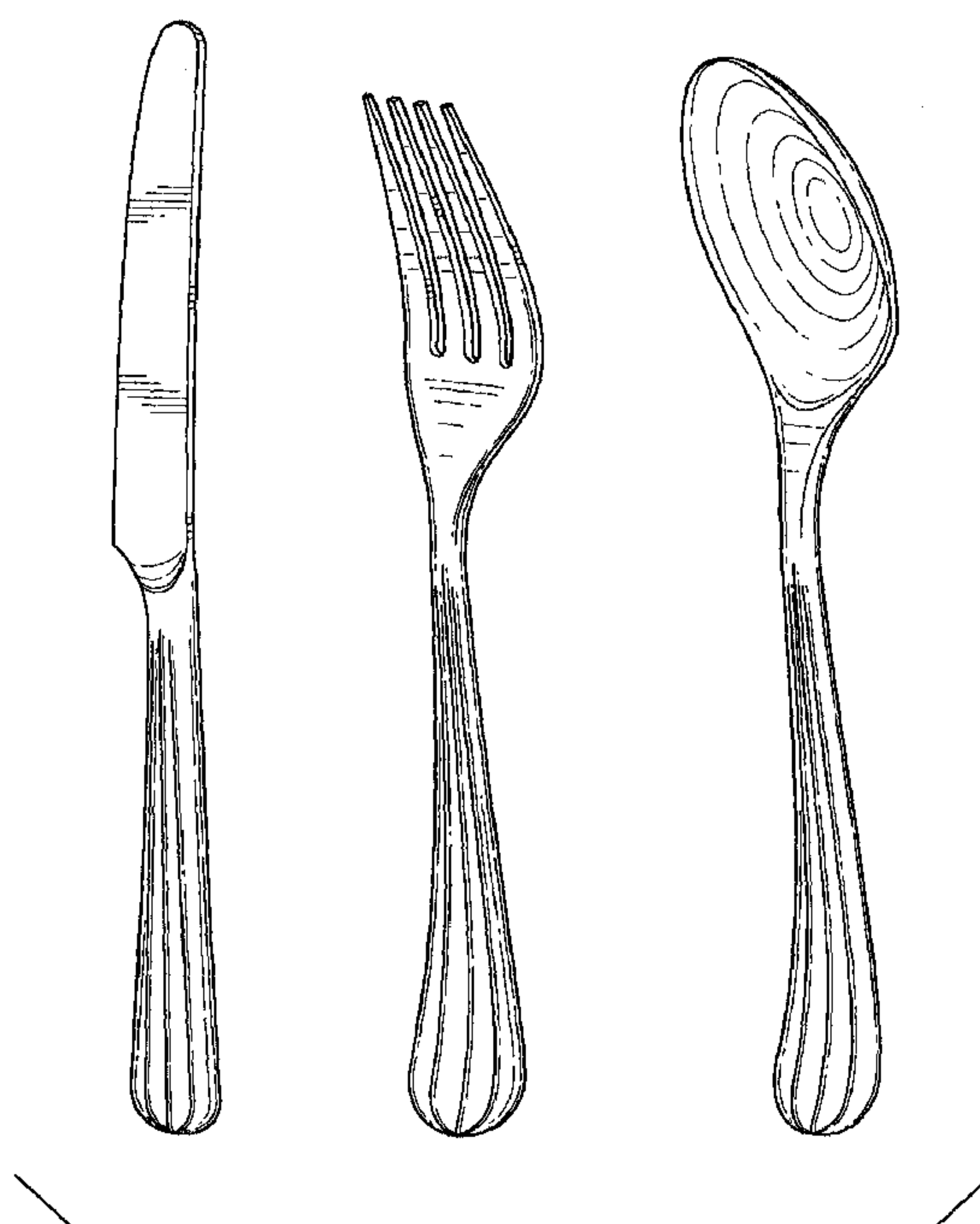
(57) **CLAIM**

The ornamental design for a cutlery set, as shown and described.

DESCRIPTION

FIG. 1 is a perspective view as seen from the front right of a cutlery set showing my new design;
FIG. 2 is a left side view of the knife in the cutlery set, the right side view being a mirror image thereof;
FIG. 3 is a top view of the knife;
FIG. 4 is a bottom view of the knife;
FIG. 5 is an enlarged handle end view of the knife;
FIG. 6 is an enlarged blade end view of the knife;
FIG. 7 is a left side view of the fork in the cutlery set, the right side view being a mirror image thereof;
FIG. 8 is a top view of the fork;
FIG. 9 is a bottom view of the fork;
FIG. 10 is an enlarged handle end view of the fork;
FIG. 11 is an enlarged tines end view of the fork;
FIG. 12 is a left side view of the spoon in the cutlery set, the right side view being a mirror image thereof;
FIG. 13 is a top view of the spoon;
FIG. 14 is a bottom view of the spoon;
FIG. 15 is an enlarged handle end view of the spoon; and,
FIG. 16 is an enlarged bowl end view of the spoon.

1 Claim, 7 Drawing Sheets



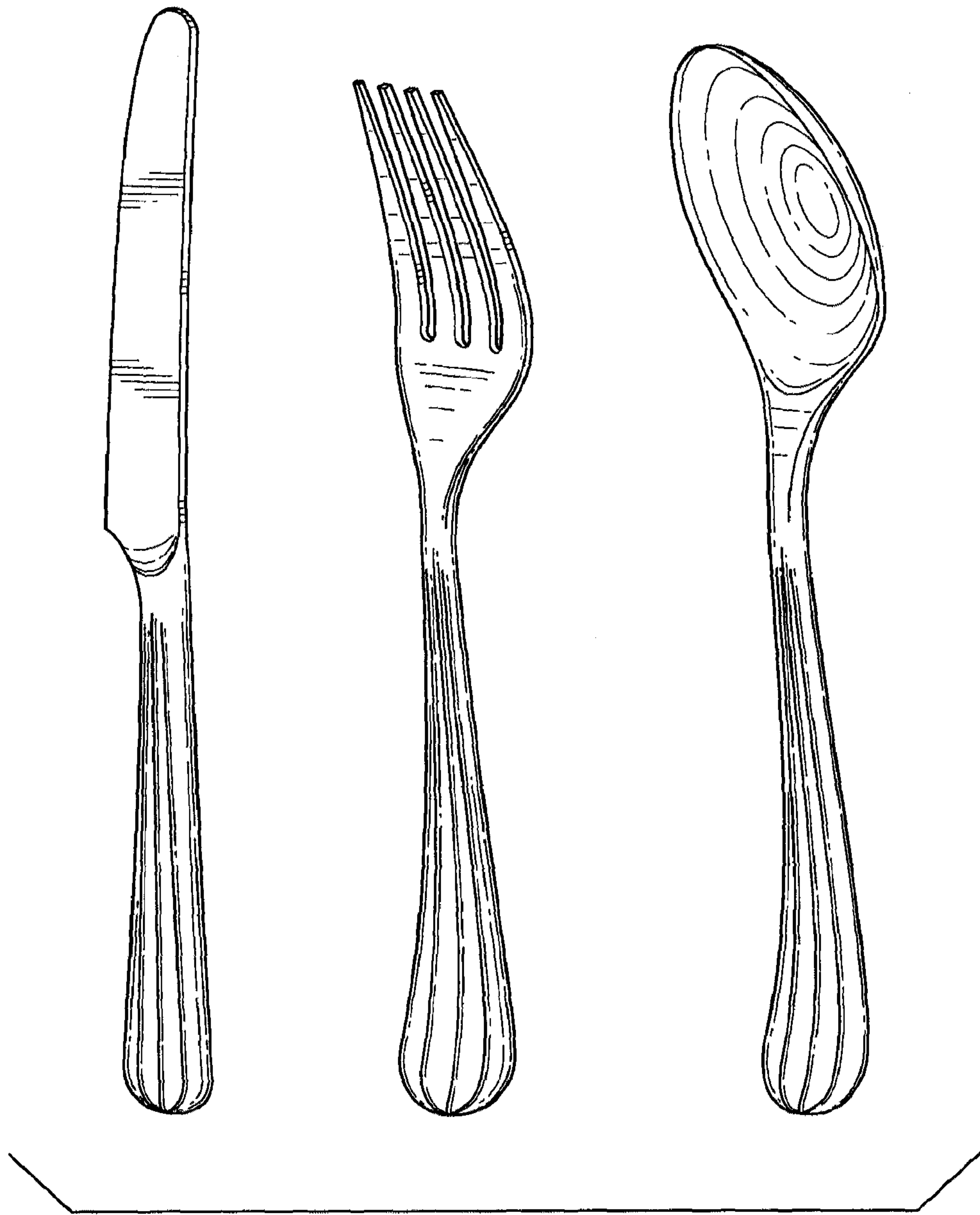


FIG. 1

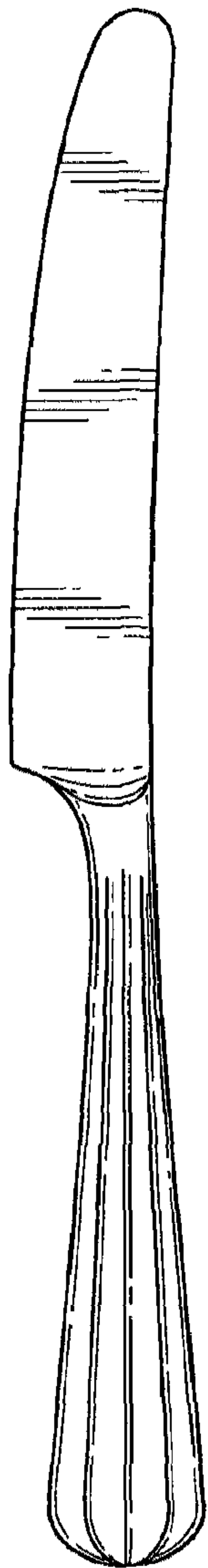


FIG. 2



FIG. 3



FIG. 4

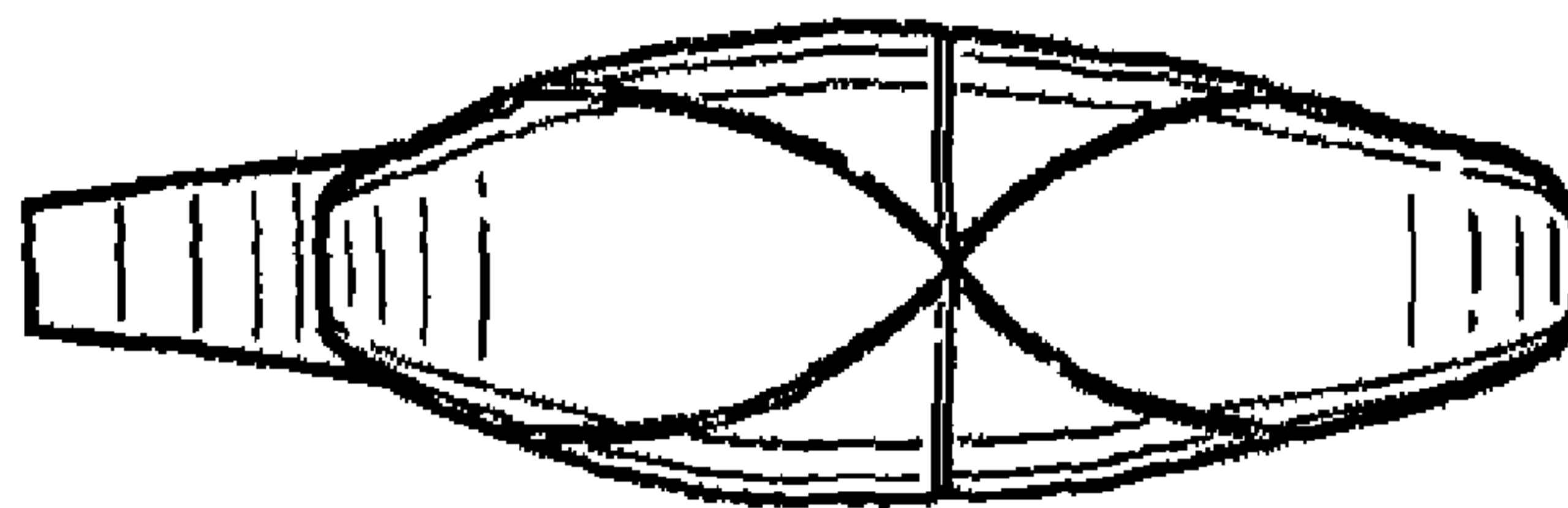


FIG. 5



FIG. 6

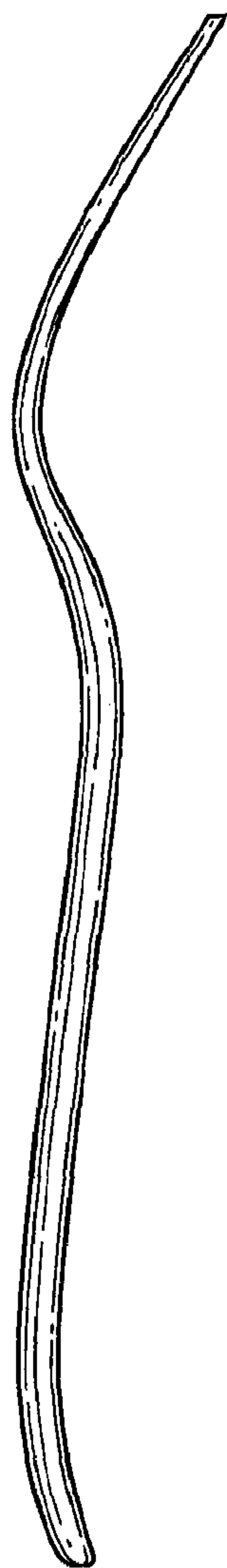


FIG. 7

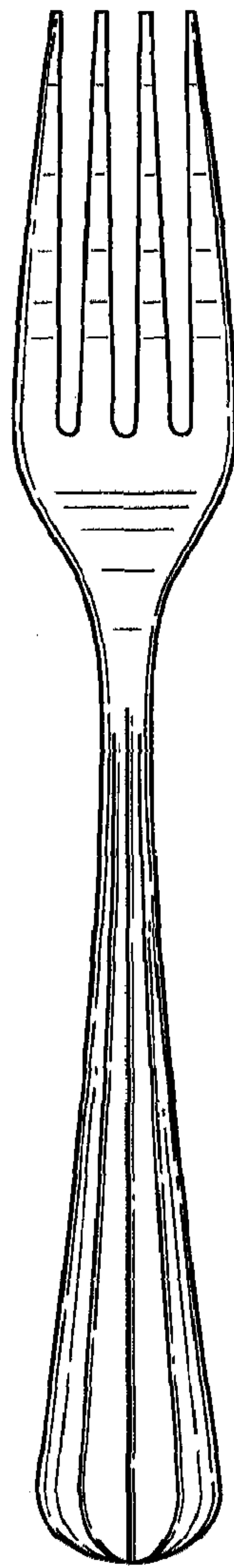


FIG. 8

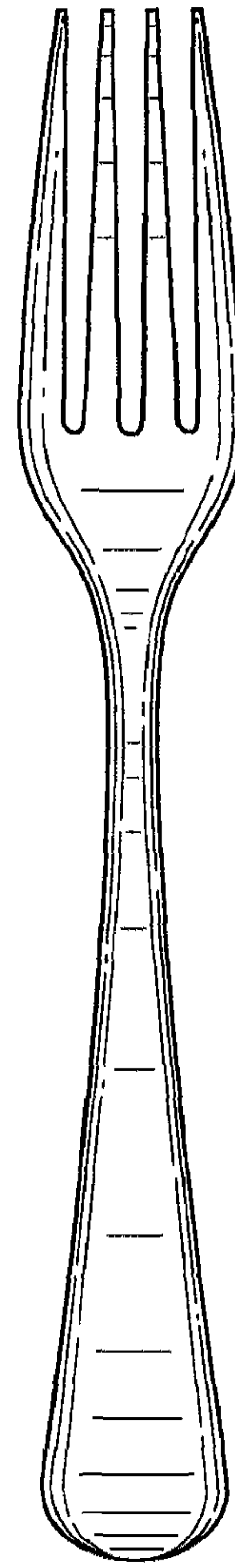


FIG. 9




FIG. 10




FIG. 11

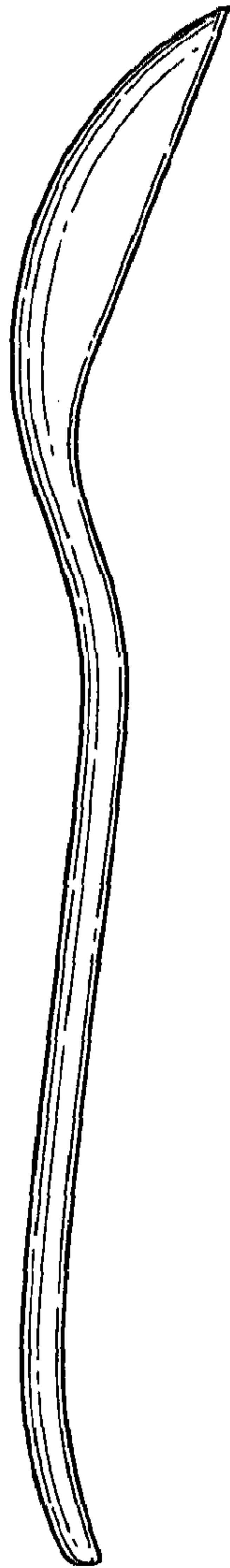


FIG. 12

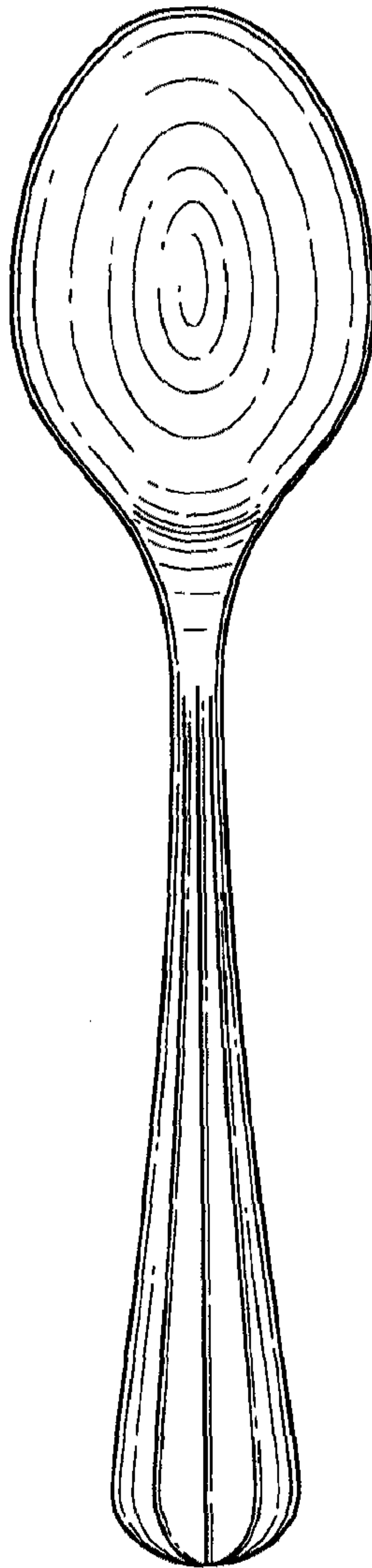


FIG. 13

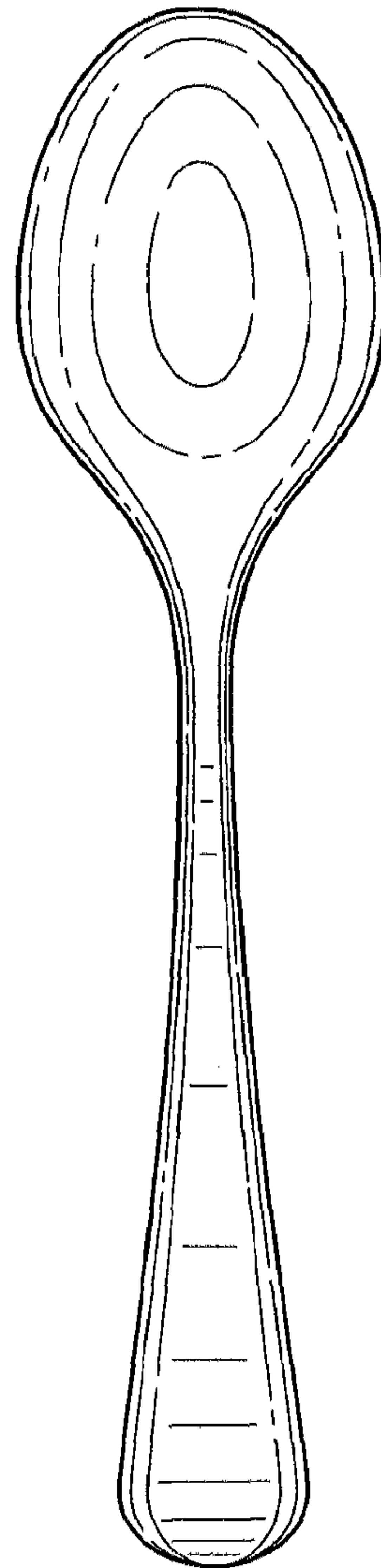


FIG. 14

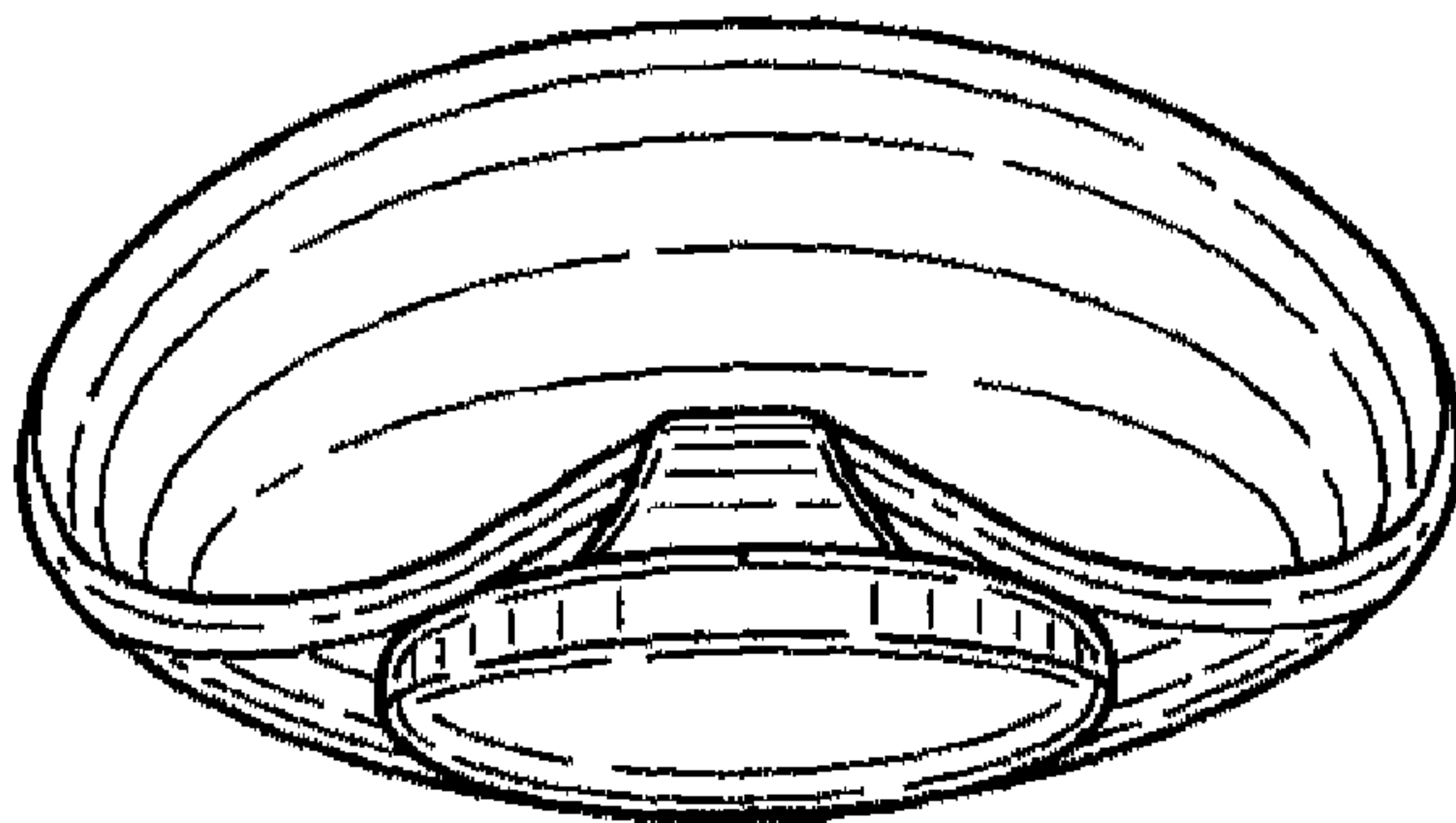


FIG. 15

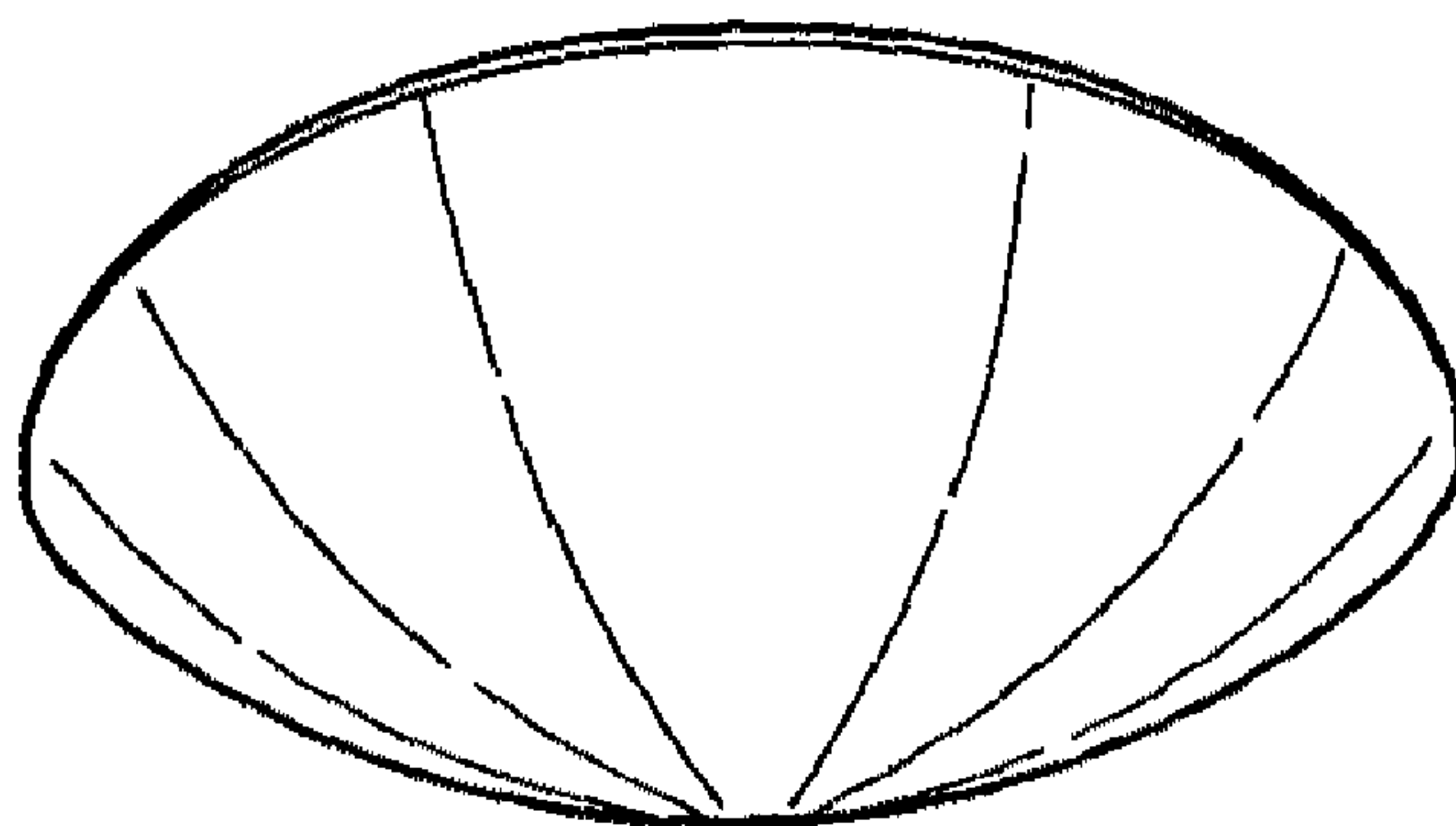


FIG. 16