



US00D659481S

(12) **United States Design Patent**  
**Tiemann**

(10) **Patent No.:** **US D659,481 S**

(45) **Date of Patent:** **\*\* May 15, 2012**

(54) **DRAWER FOR HOLDING BEVERAGE CARTRIDGES**

(75) Inventor: **Frank R. Tiemann**, Madison Lake, MN (US)

(73) Assignee: **Nifty Home Products, Inc.**, Madison Lake, MN (US)

(\*\*) Term: **14 Years**

(21) Appl. No.: **29/389,306**

(22) Filed: **Apr. 8, 2011**

(51) **LOC (9) Cl.** ..... **07-06**

(52) **U.S. Cl.** ..... **D7/600.1**

(58) **Field of Classification Search** .... D7/600.1-600.4, D7/701-708, 590; D3/306; 220/485; 211/181.1, 211/126.15, 126.11; D19/75, 77, 78, 83, D19/86, 92; 312/334.1, 330.1, 323, 334.27, 312/408, 410, 334.44; D6/510, 512, 574, D6/573, 458, 462, 432, 465, 436

See application file for complete search history.

(56) **References Cited**

**U.S. PATENT DOCUMENTS**

921,694 A \* 5/1909 Hall ..... 211/126.11  
D433,711 S \* 11/2000 Andujar ..... D19/78  
D472,735 S \* 4/2003 Haugen ..... D6/462  
D493,308 S \* 7/2004 Nilsson et al. .... D6/510

6,840,593 B2 \* 1/2005 Remmers ..... 312/330.1  
D525,488 S \* 7/2006 McWhorter ..... D7/590  
D547,094 S \* 7/2007 Klein et al. .... D6/462  
D628,444 S \* 12/2010 Snider ..... D7/600.1  
D628,445 S \* 12/2010 Snider ..... D7/600.1  
2005/0205578 A1 \* 9/2005 Yeh ..... 220/485

\* cited by examiner

*Primary Examiner* — Terry Wallace

(74) *Attorney, Agent, or Firm* — Thomas J. Nikolai; Nikolai & Mersereau, P.A.

(57) **CLAIM**

The ornamental design for the “drawer for holding beverage cartridges,” as shown and described.

**DESCRIPTION**

FIG. 1 is a perspective view of the drawer for holding beverage cartridges;  
FIG. 2 is a perspective view thereof showing the drawer extended outward;  
FIG. 3 is a front view thereof;  
FIG. 4 is a top view thereof;  
FIG. 5 is a side view thereof;  
FIG. 6 is a rear view thereof;  
FIG. 7 is a second side view thereof;  
FIG. 8 is a bottom view thereof; and,  
FIG. 9 is a rear perspective view thereof showing the drawer extended outward.

**1 Claim, 4 Drawing Sheets**

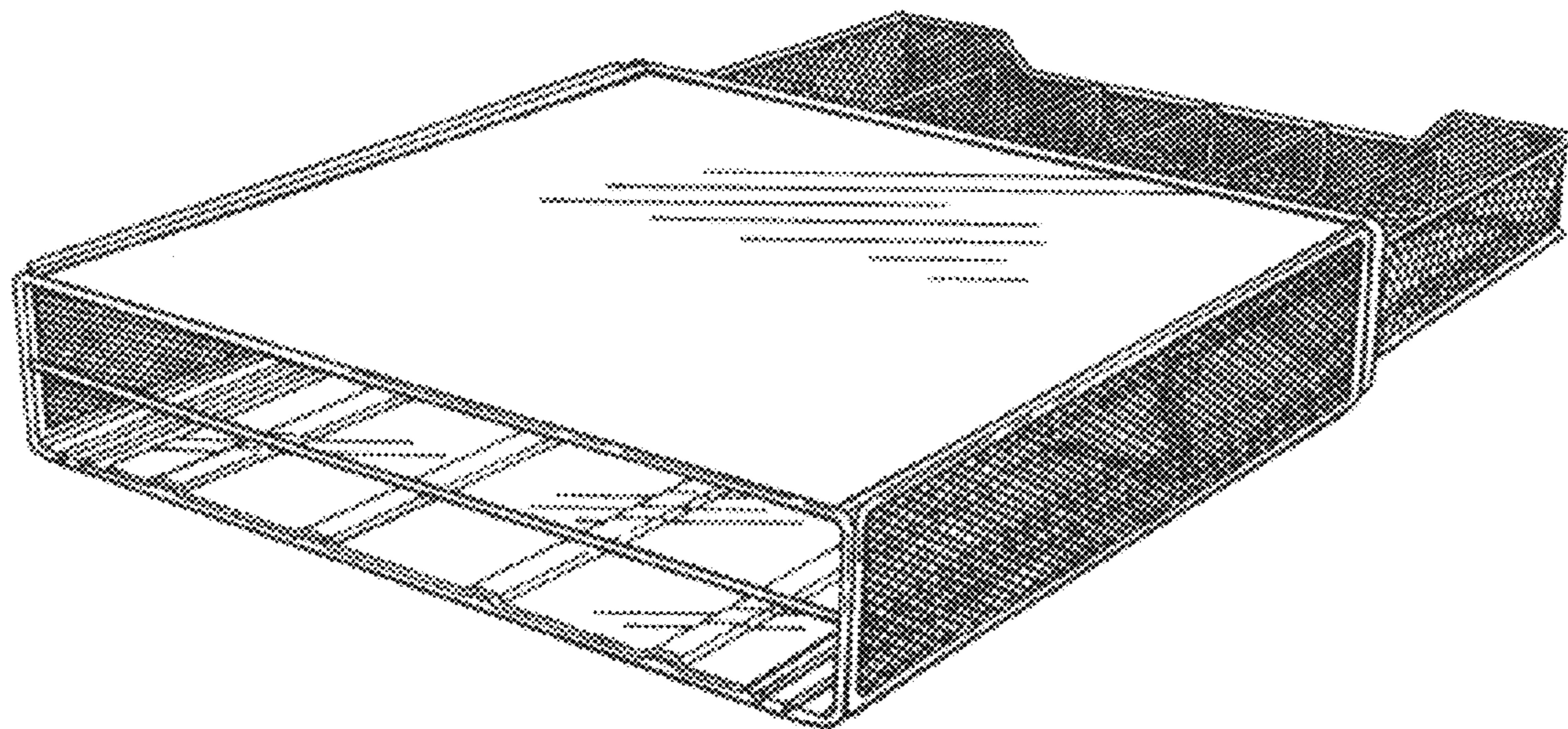


FIG. 1

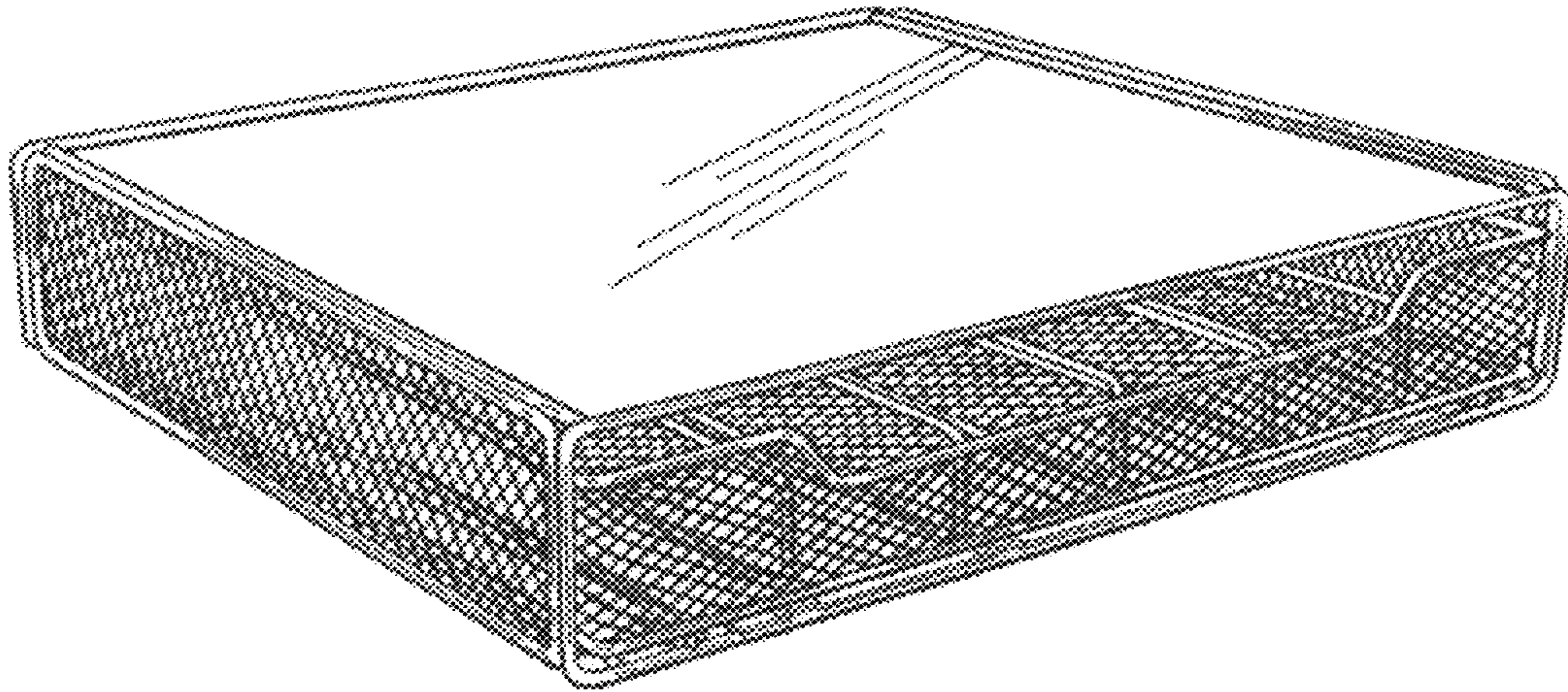


FIG. 2

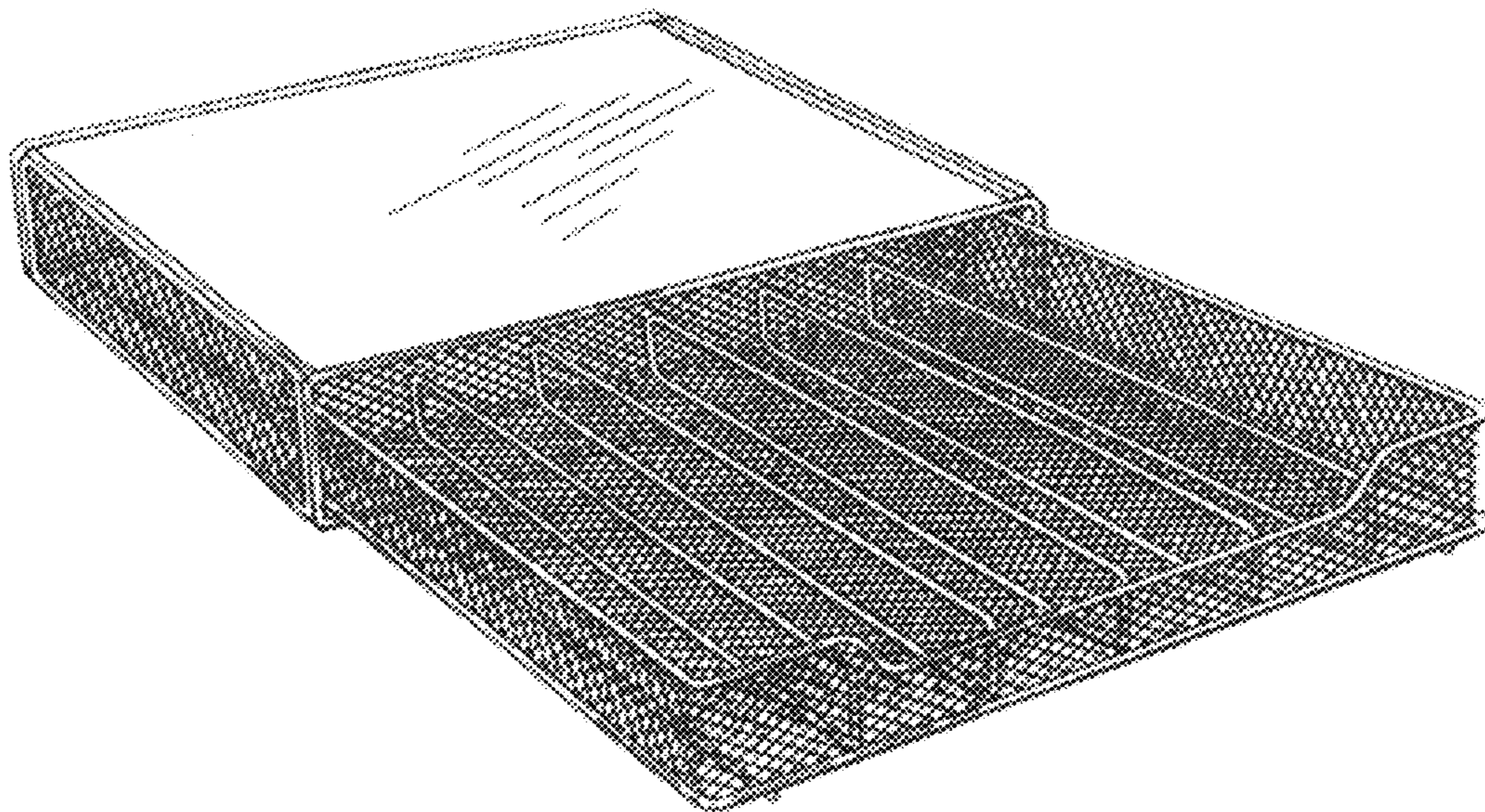


FIG. 3

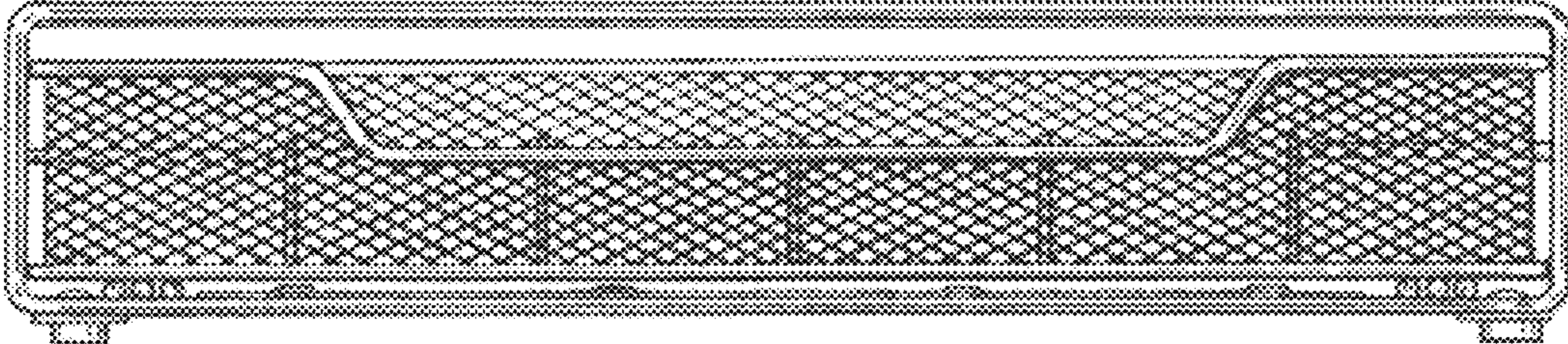


FIG. 4




FIG. 5

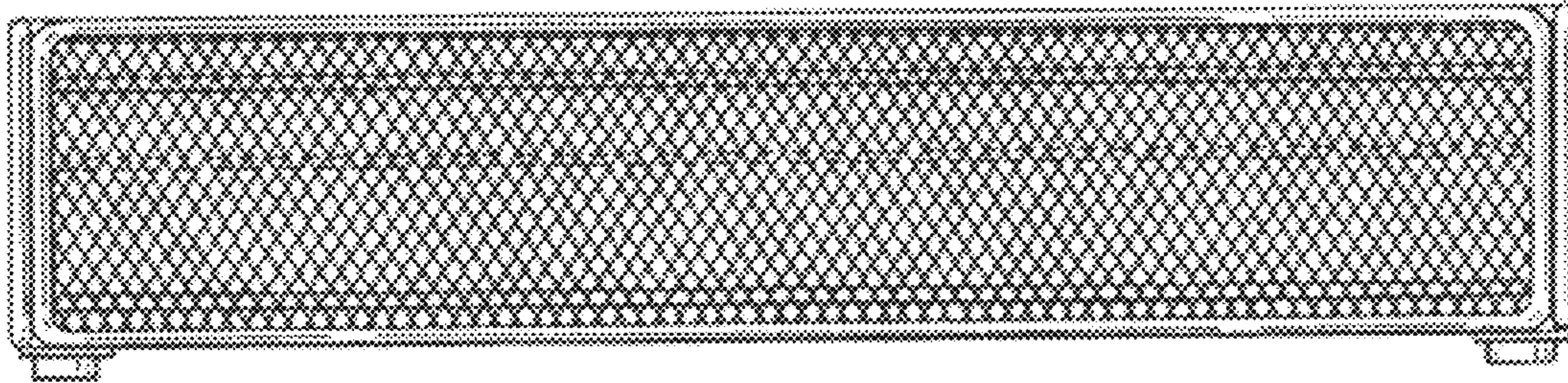


FIG. 6

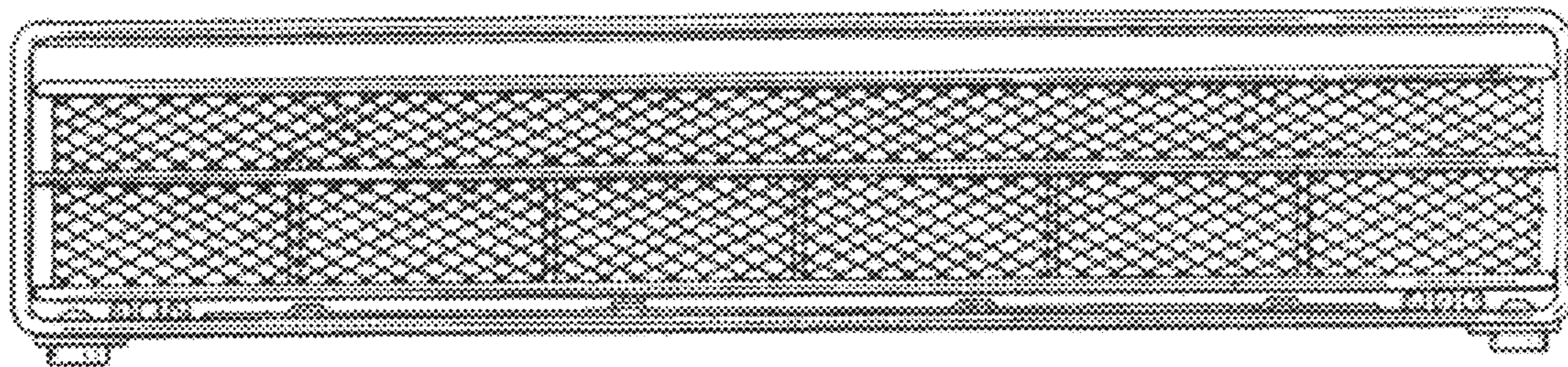


FIG. 7

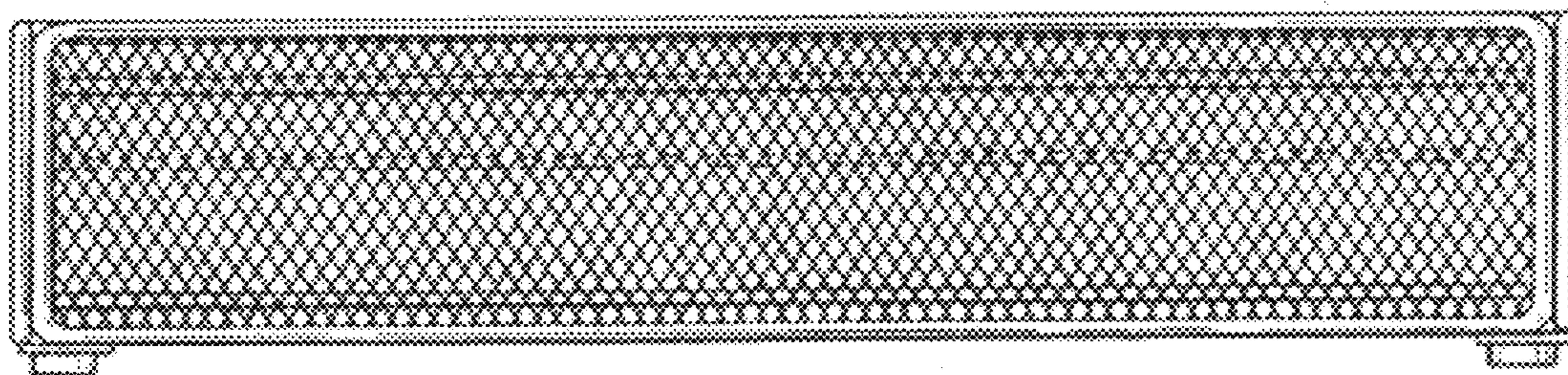


FIG. 8




FIG. 9

