



US00D659477S

(12) **United States Design Patent**
Sapire

(10) **Patent No.:** **US D659,477 S**
(45) **Date of Patent:** **** May 15, 2012**

- (54) **GOBLET**
- (75) Inventor: **Colin Sapire**, Los Angeles, CA (US)
- (73) Assignee: **Homeland Housewares, LLC**, Los Angeles, CA (US)
- (**) Term: **14 Years**
- (21) Appl. No.: **29/389,435**
- (22) Filed: **Apr. 12, 2011**
- (51) **LOC (9) Cl.** **07-01**
- (52) **U.S. Cl.** **D7/527; D7/537**
- (58) **Field of Classification Search** D7/510,
D7/536, 500, 509, 533, 534, 535, 524, 531,
D7/532, 527, 537; D9/531; 220/592.16,
220/592.17, 703, 710.5, 711; D11/152
See application file for complete search history.

D370,155	S	*	5/1996	Harrison et al.	D7/524
D452,634	S	*	1/2002	Weinberg	D7/526
D453,447	S	*	2/2002	Bi	D7/531
D466,664	S	*	12/2002	Hsu	D34/1
D486,693	S	*	2/2004	Abramowski et al.	D7/527
D489,573	S	*	5/2004	Li	D7/530
D574,191	S	*	8/2008	Ablo	D7/531
D589,297	S	*	3/2009	Zollweg	D7/531
D590,209	S	*	4/2009	Barducci	D7/525
D595,090	S	*	6/2009	Benson	D7/531
D605,465	S	*	12/2009	Benton et al.	D7/396.2
D623,899	S	*	9/2010	Baratte	D7/531
D624,365	S	*	9/2010	Specht et al.	D7/524
D630,473	S	*	1/2011	Poppie	D7/525
2006/0254453	A1	*	11/2006	Leal et al.	102/513
2007/0125238	A1	*	6/2007	Urquhart et al.	99/275

(56) **References Cited**

U.S. PATENT DOCUMENTS

957,267	A	*	5/1910	Sowell	229/5.5
D47,684	S	*	8/1915	Blaze	D7/527
D64,183	S	*	3/1924	Heisey	D7/531
D231,762	S	*	6/1974	Stott	D7/527
D286,841	S	*	11/1986	Blake	D7/529
D290,208	S	*	6/1987	Hlava et al.	D7/523
D293,992	S	*	2/1988	Pomroy	D7/531
D298,397	S	*	11/1988	Durand	D7/525
D299,298	S	*	1/1989	Durand	D7/527
D334,321	S	*	3/1993	Falzorano	D7/527
D364,996	S	*	12/1995	Andress	D7/526

OTHER PUBLICATIONS

Co-pending U.S. Appl. No. 29/389,438, Colin Sapire.

* cited by examiner

Primary Examiner — Cynthia Underwood

(74) *Attorney, Agent, or Firm* — Trojan Law Offices

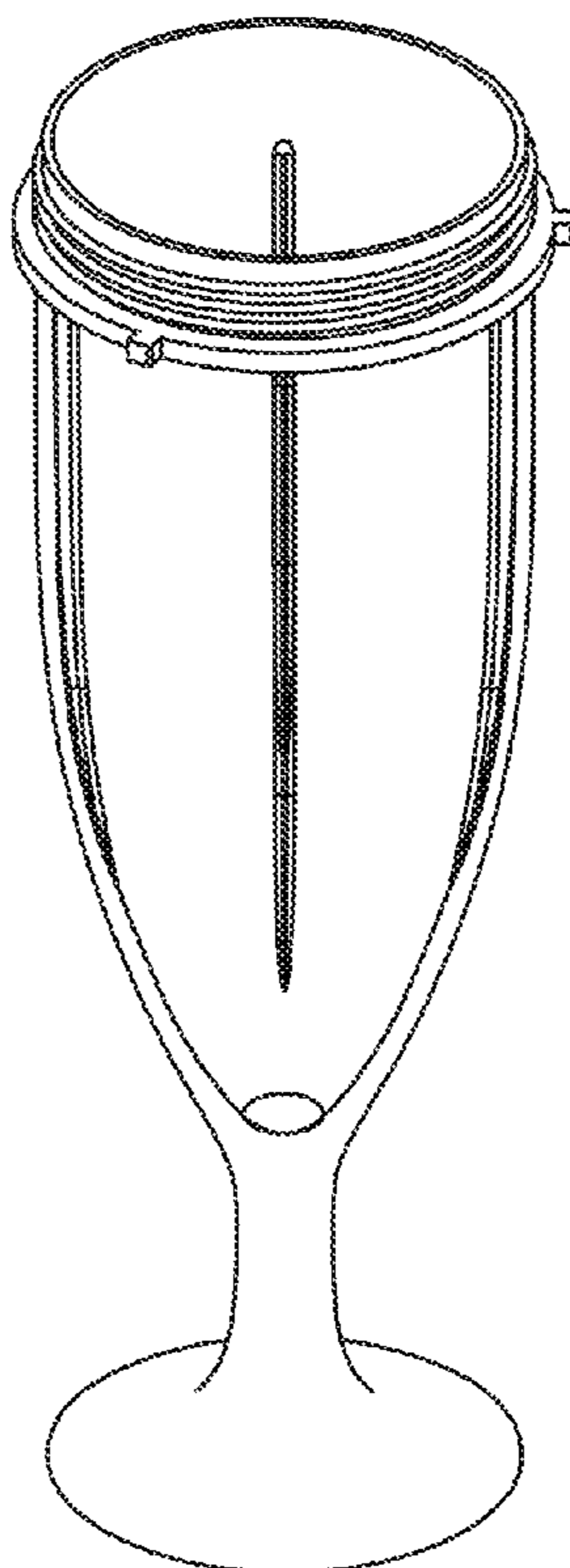
(57) **CLAIM**

The ornamental design for a goblet, as shown and described.

DESCRIPTION

FIG. 1 is a top view of a goblet of my new design;
FIG. 2 is a bottom view of the goblet shown in FIG. 1;
FIG. 3 is a side view of the goblet shown in FIG. 1; and,
FIG. 4 is a perspective view of the goblet shown in FIG. 1.

1 Claim, 1 Drawing Sheet



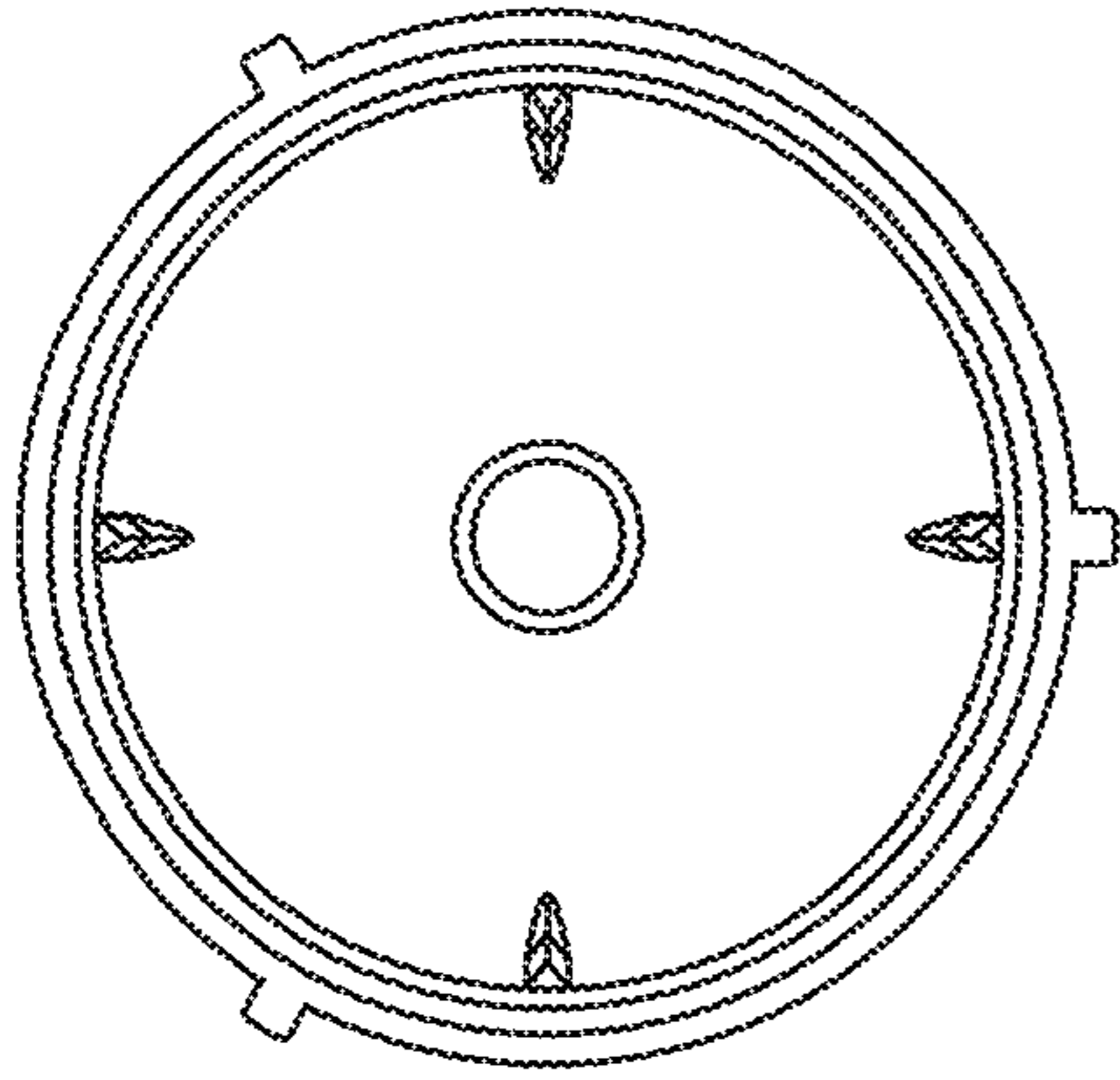


Fig. 1

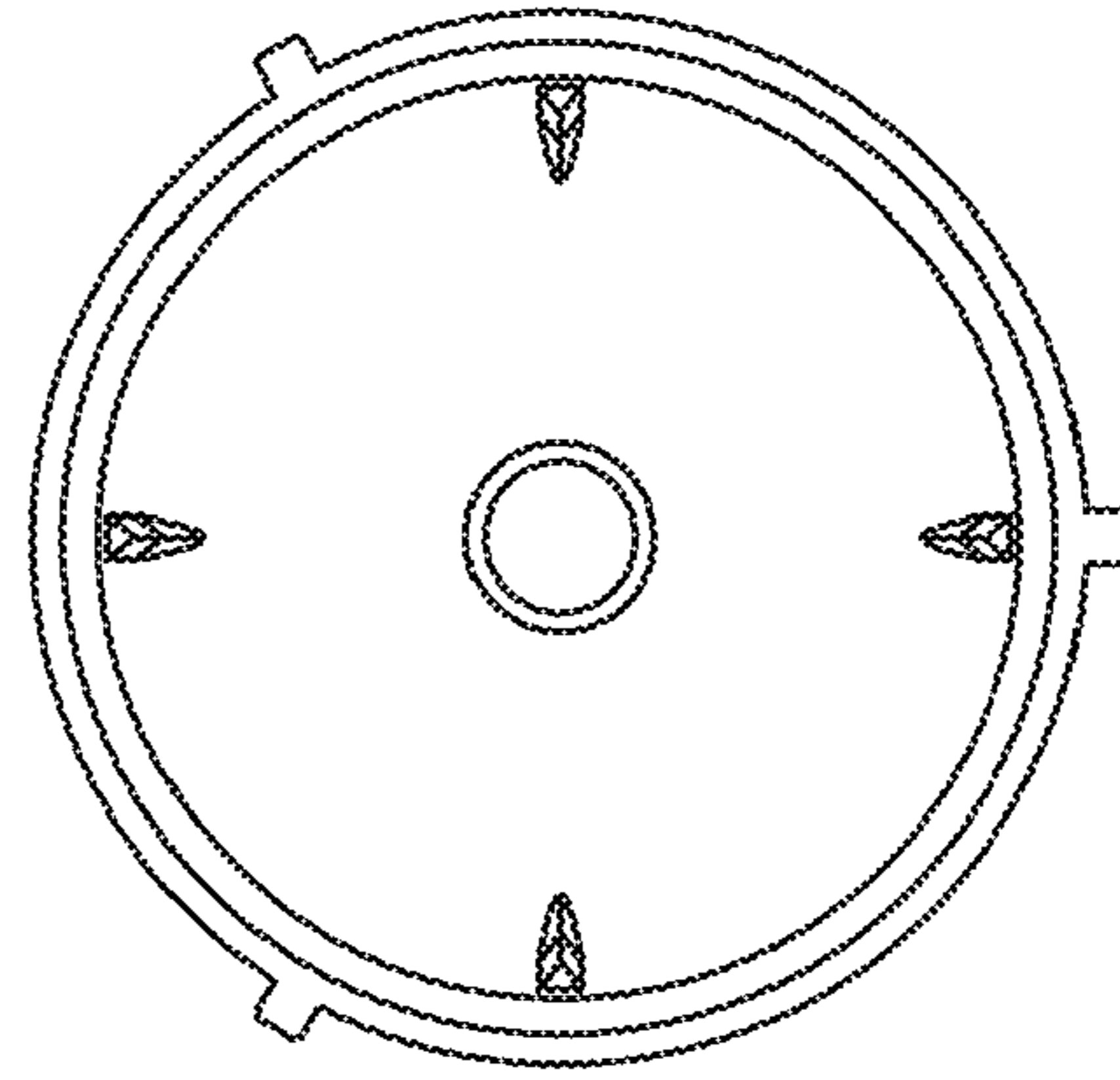


Fig. 2

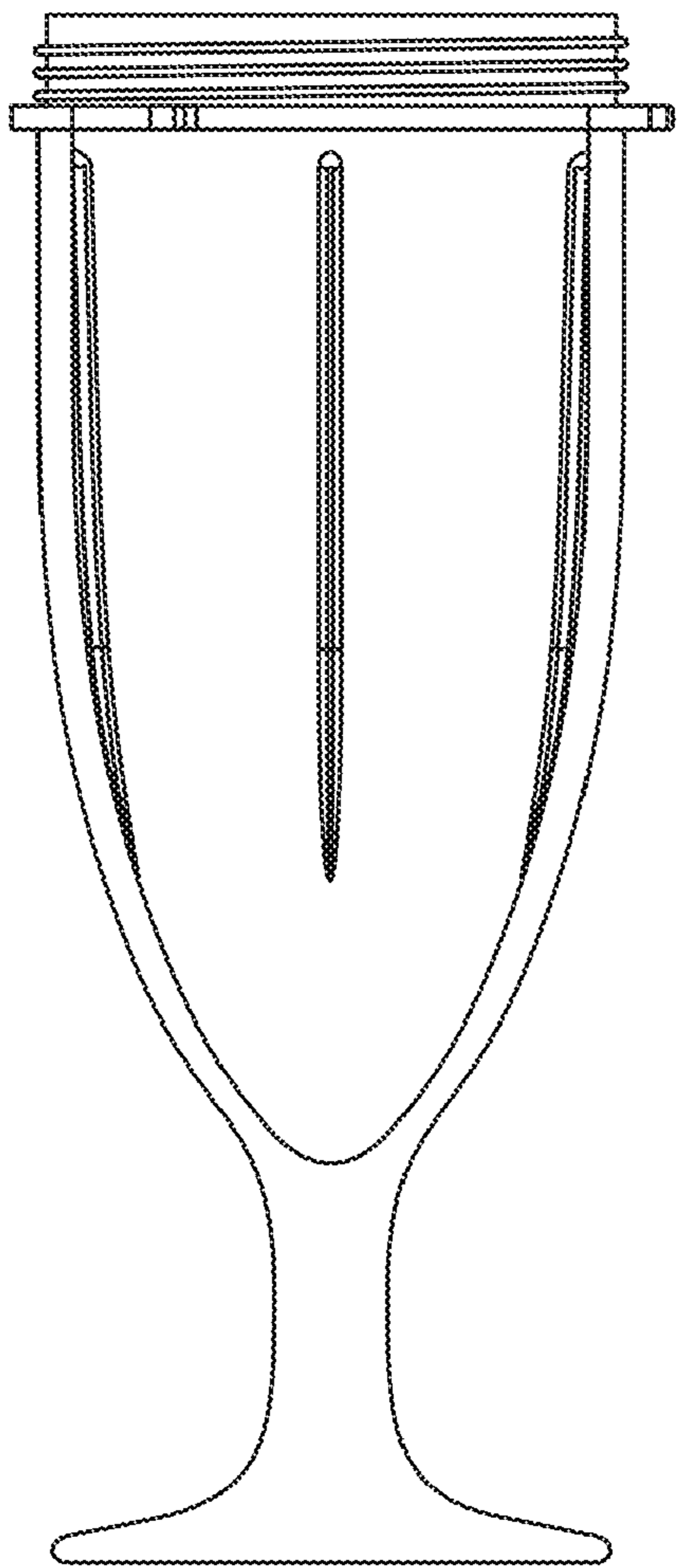


Fig. 3

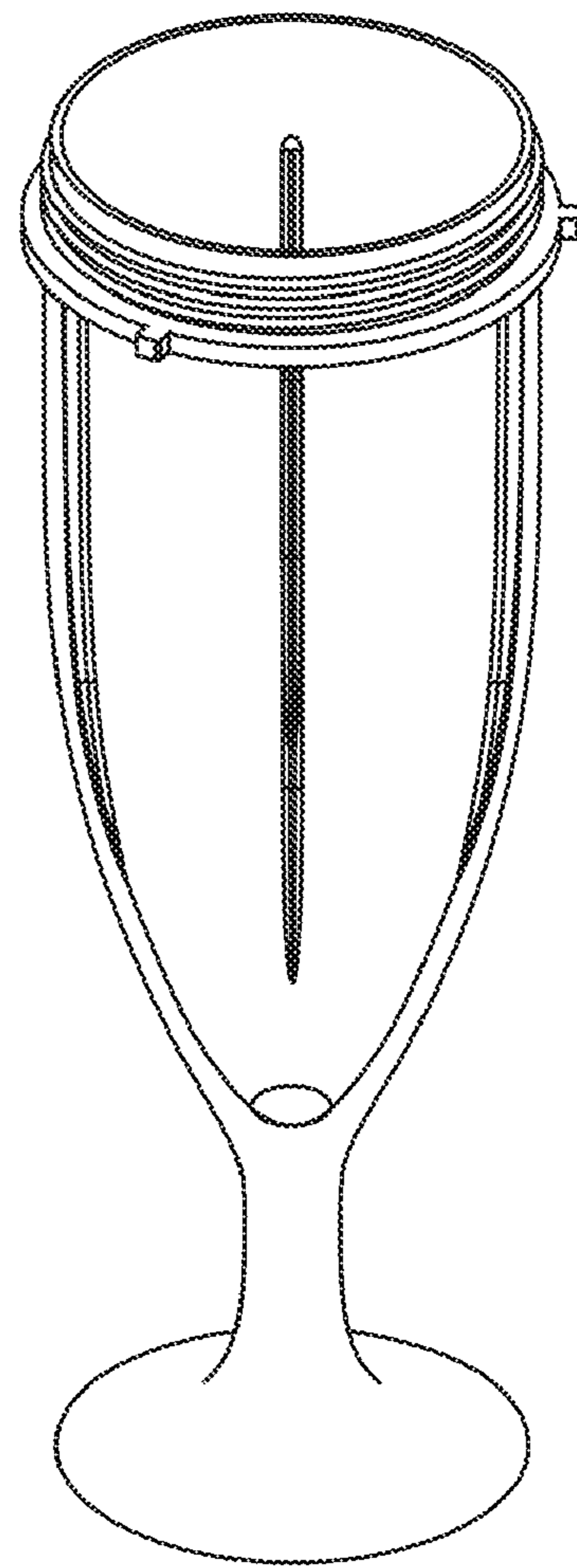


Fig. 4