



US00D659466S

(12) **United States Design Patent**
Wheeler et al.

(10) **Patent No.:** **US D659,466 S**
(45) **Date of Patent:** **** May 15, 2012**

(54) **HANDLE FOR KITCHEN UTENSILS**

(75) Inventors: **Jasper E. Wheeler**, Brooklyn, NY (US);
Gabriel Ruegg, Brooklyn, NY (US)

(73) Assignee: **Lifetime Brands, Inc.**, Garden City, NY (US)

(**) Term: **14 Years**

(21) Appl. No.: **29/386,734**

(22) Filed: **Mar. 4, 2011**

(51) **LOC (9) Cl.** **07-02**

(52) **U.S. Cl.** **D7/395**

(58) **Field of Classification Search** D7/354–361,
D7/393–395, 401.2, 664, 688, 691, 692, 693;
D8/107, 300, 303, 307, 313, 321; D4/138,
D4/129; 16/421, 430, 431, 110.1, 407;
220/573.1–573.5, 752, 753, 755, 756, 759,
220/767, 771, 912

See application file for complete search history.

(56) **References Cited**

U.S. PATENT DOCUMENTS

D373,506 S *	9/1996	Viemeister	D7/395
D417,585 S *	12/1999	Kwok	D7/395
D427,044 S *	6/2000	White et al.	D8/107
D450,981 S *	11/2001	Kaposi	D7/395
D452,114 S *	12/2001	Lin	D7/395
D495,198 S *	8/2004	Gonzalez	D7/395
D533,399 S *	12/2006	Wright	D7/395
D577,955 S *	10/2008	Kwan	D7/395

D579,267 S *	10/2008	Simha	D7/395
D579,268 S *	10/2008	Ishai	D7/395
D590,657 S *	4/2009	Curtin	D7/395

* cited by examiner

Primary Examiner — Cynthia M Chin

(74) *Attorney, Agent, or Firm* — Ryan A. Schneider, Esq.;
Troutman Sander LLP

(57) **CLAIM**

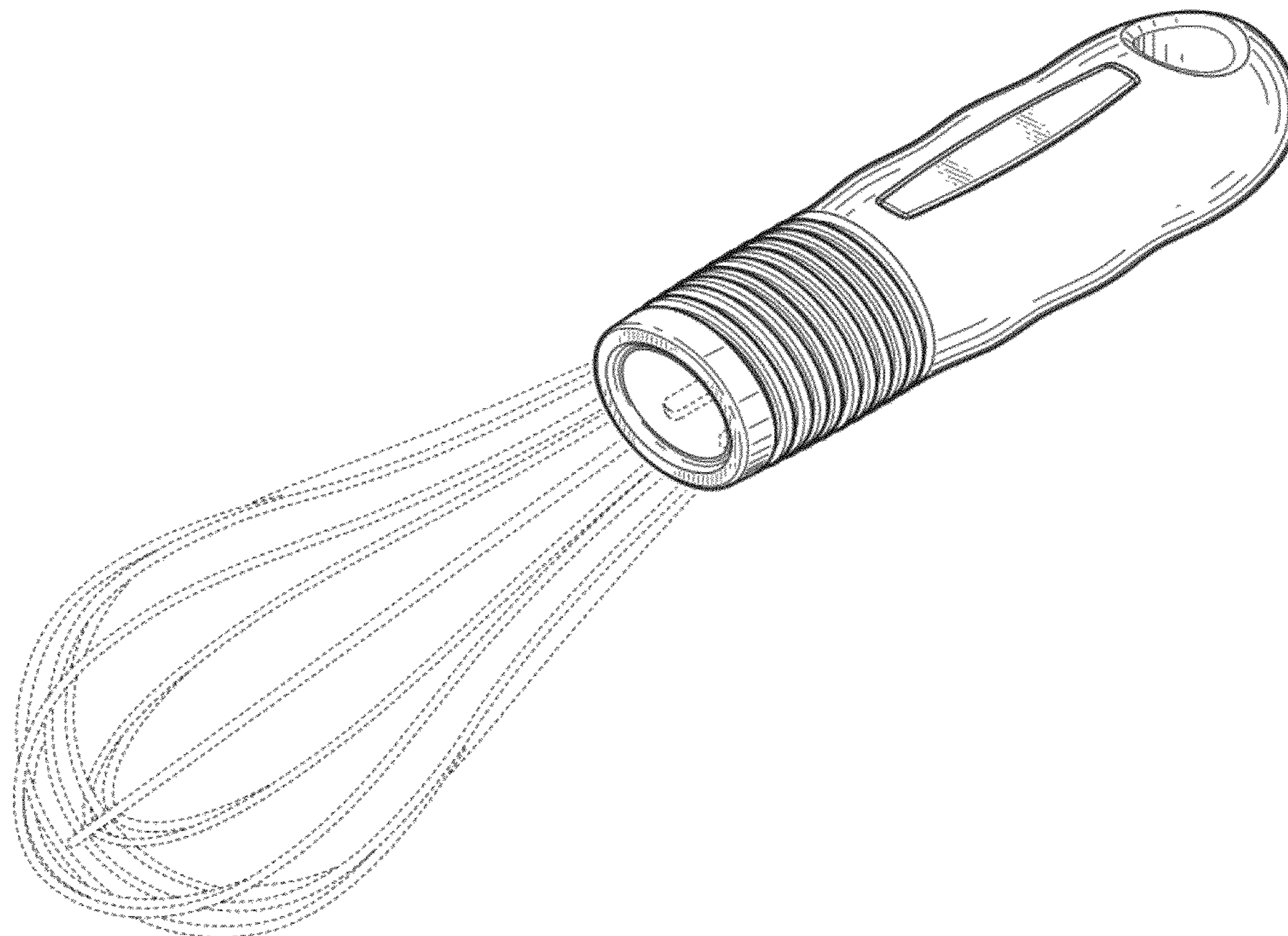
The ornamental design for a handle for kitchen utensils, as shown and described.

DESCRIPTION

FIG. 1 is a perspective view of a handle for kitchen utensils of the present invention;
FIG. 2 is a front view of the handle for kitchen utensils of FIG. 1;
FIG. 3 is a rear view of the handle for kitchen utensils of FIG. 1;
FIG. 4 is a side view of the handle for kitchen utensils of FIG. 1;
FIG. 5 is a top view of the handle for kitchen utensils of FIG. 1; and,
FIG. 6 is a bottom view of the handle for kitchen utensils of FIG. 1.

The broken line showing a whisk attachment in FIG. 1 is for the purpose of illustrating an exemplary attachment for the handle for kitchen utensils, and forms no part of the claimed design.

1 Claim, 2 Drawing Sheets



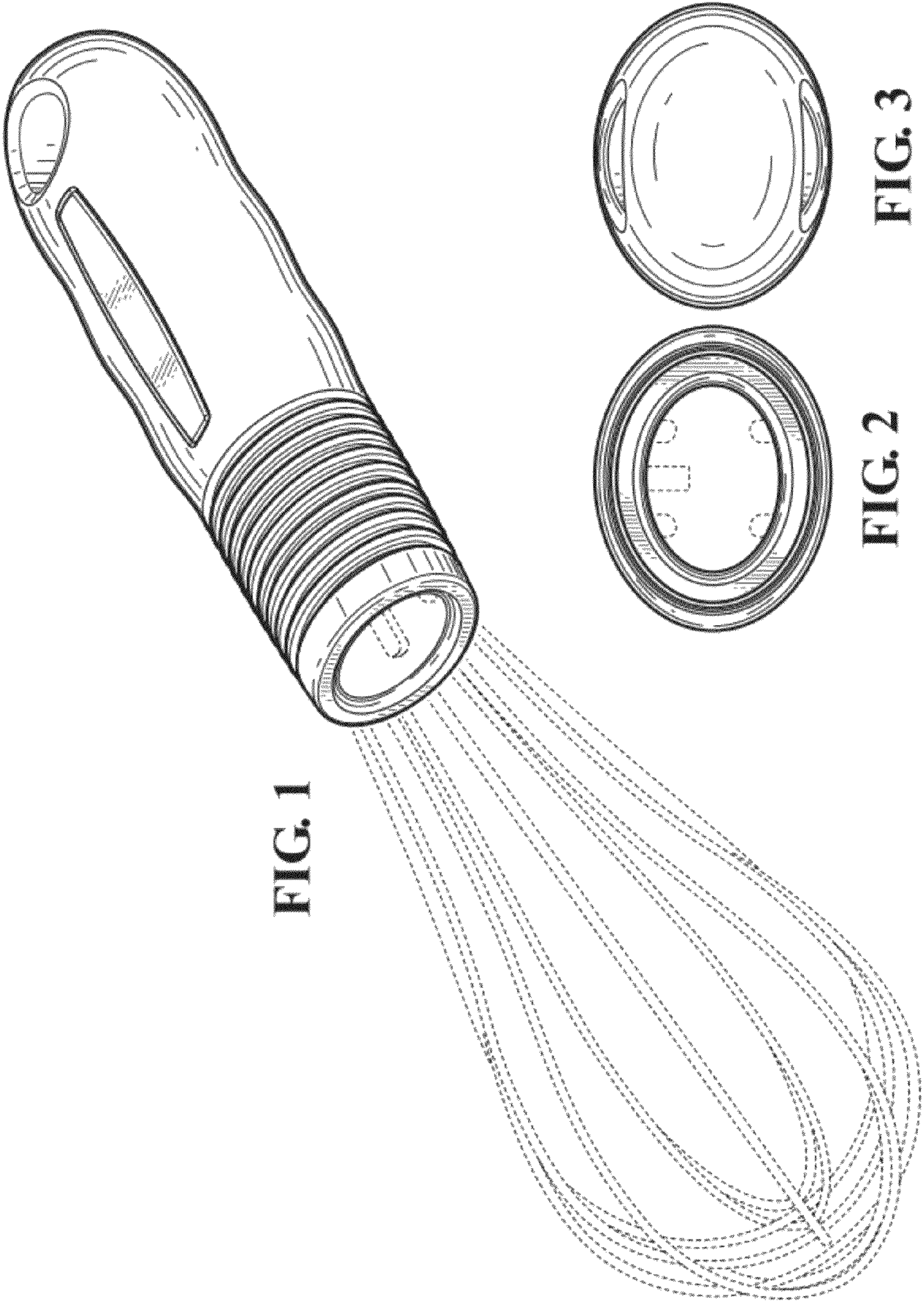


FIG. 1

FIG. 2

FIG. 3




FIG. 4

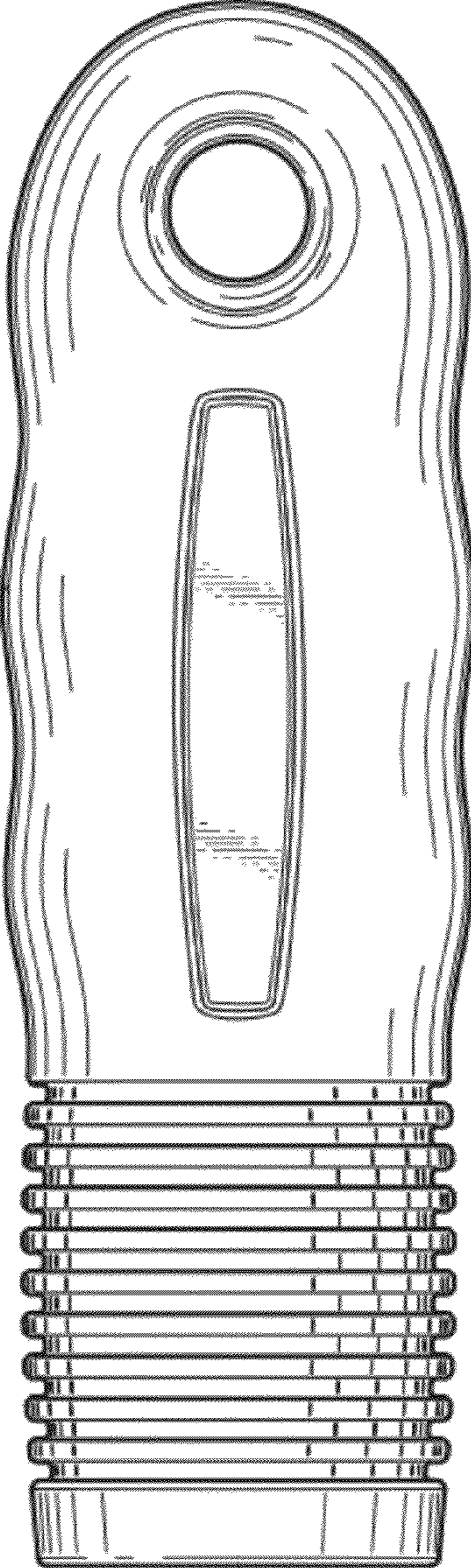


FIG. 5

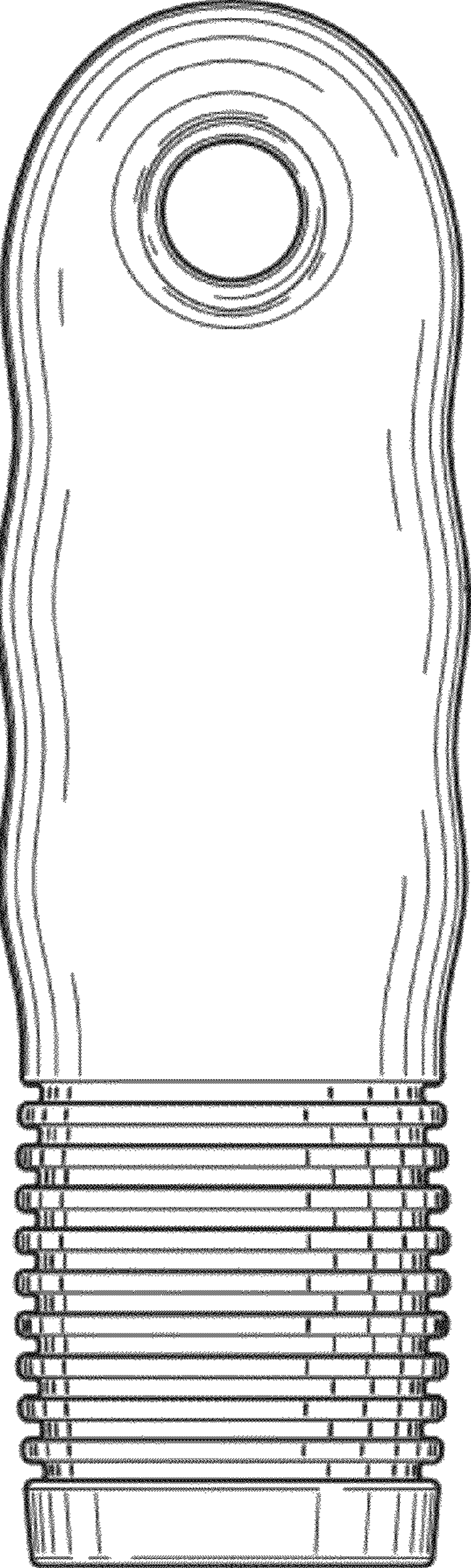


FIG. 6