



US00D659455S

(12) **United States Design Patent**
Marocco

(10) **Patent No.:** **US D659,455 S**

(45) **Date of Patent:** **** May 15, 2012**

(54) **DOUBLE BLIND**

(76) Inventor: **Mario M. Marocco**, Toronto (CA)

(**) Term: **14 Years**

(21) Appl. No.: **29/371,815**

(22) Filed: **Oct. 13, 2011**

(51) **LOC (9) Cl.** **06-10**

(52) **U.S. Cl.** **D6/575**

(58) **Field of Classification Search** D6/575,
D6/576, 577, 579, 580, 581; 160/84.01,
160/84.3, 84.04, 84.06, 167, 170, 171, 279,
160/329, 368; 296/95, 97, 141; D12/318;
242/157, 384.7; 24/141, 142

See application file for complete search history.

(56) **References Cited**

U.S. PATENT DOCUMENTS

D493,650 S * 8/2004 Tuzmen D6/575
D518,988 S * 4/2006 Strand et al. D6/575

7,117,919 B2 * 10/2006 Judkins 160/170
7,143,802 B2 * 12/2006 Strand et al. 160/84.04
D636,204 S * 4/2011 Elinson et al. D6/575

* cited by examiner

Primary Examiner — Susan Bennett Hattan

Assistant Examiner — Barbara B Lohr

(57) **CLAIM**

The ornamental design for a double blind, as shown and described.

DESCRIPTION

FIG. 1 is a perspective view of a double blind showing the said Design;

FIG. 2 is a top plan view of the design of FIG. 1

FIG. 3 is a front elevation of the design of FIG. 1;

FIG. 4 is a bottom plan of the design of FIG. 1,

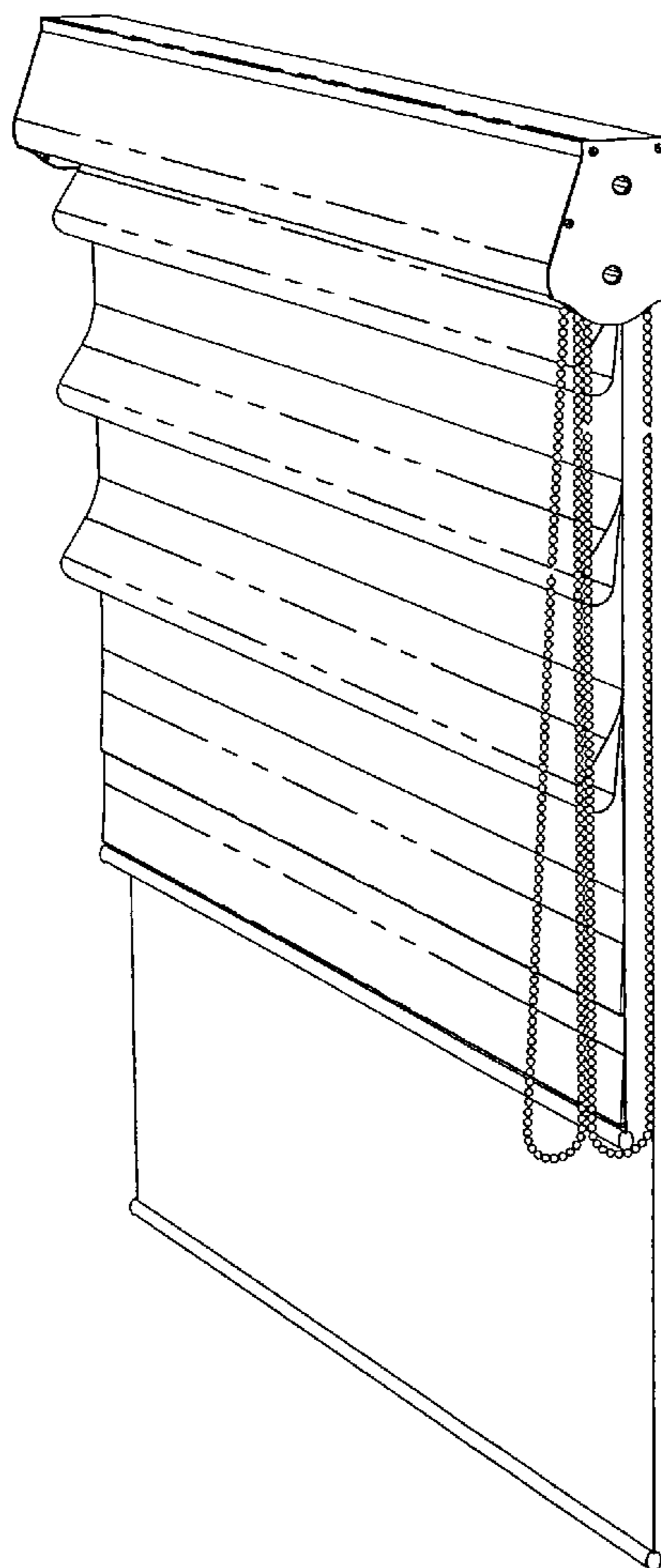
FIG. 5 is a right side elevation of the design of FIG. 1,

FIG. 6 is a rear elevation of the design of FIG. 1; and,

FIG. 7 is a left side elevation of the design of FIG. 1.

The broken lines in the drawings depict the line of the blind slats that are apparent on the face of the blind.

1 Claim, 5 Drawing Sheets



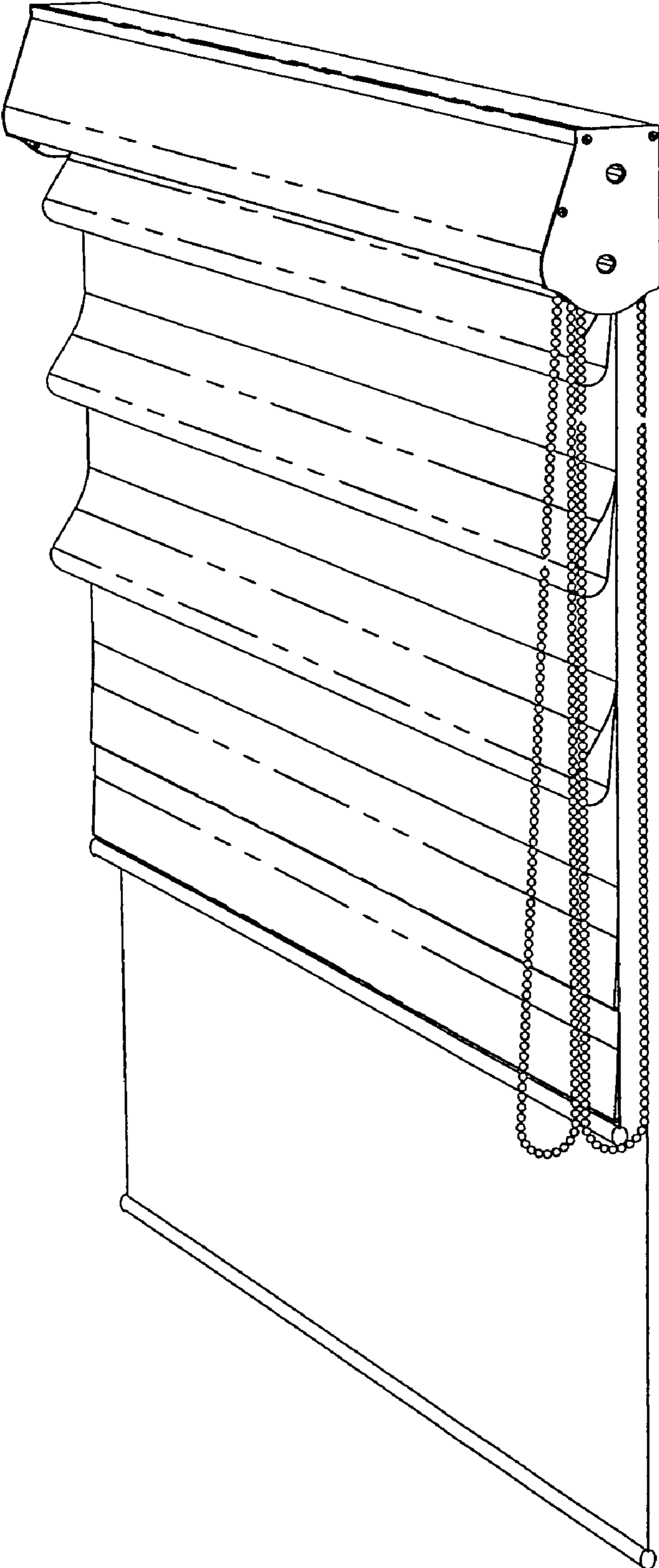


Fig. 1

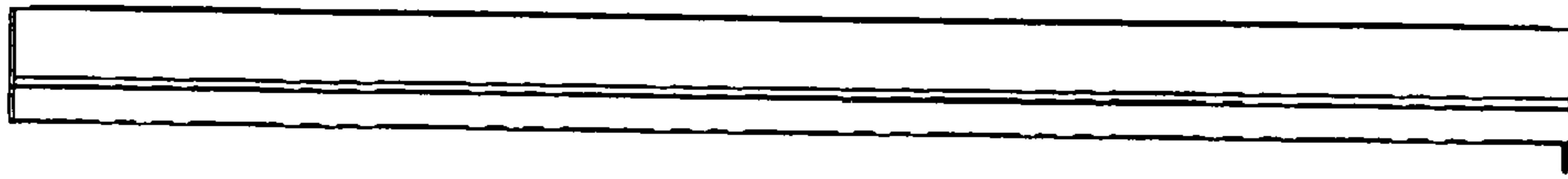


Fig. 2




Fig. 3




Fig. 4

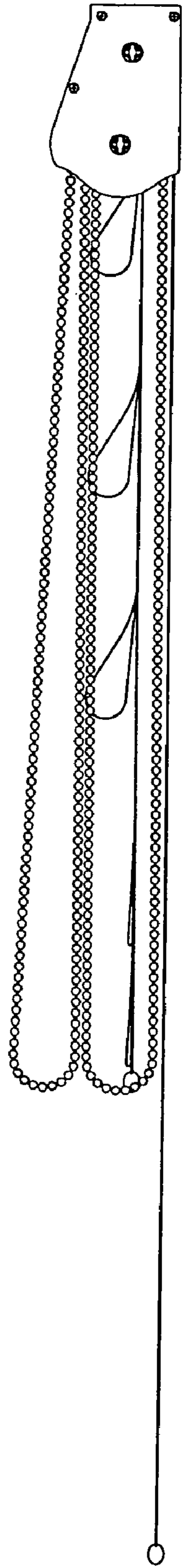


Fig. 5




Fig. 6

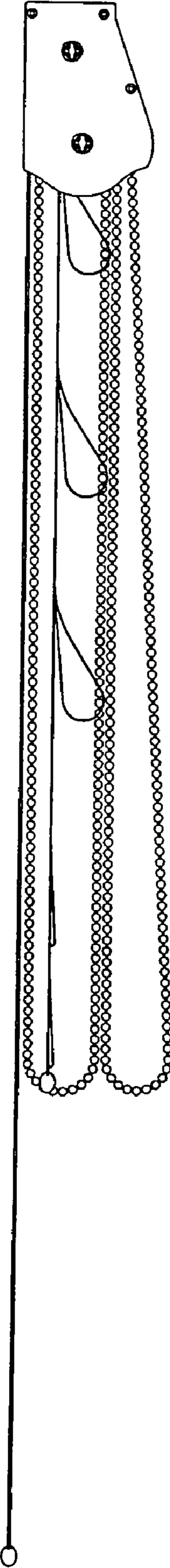


Fig. 7