



US00D659454S

(12) **United States Design Patent**
Fritz et al.

(10) **Patent No.:** **US D659,454 S**

(45) **Date of Patent:** **** May 15, 2012**

(54) **SOAP PUMP**

(75) Inventors: **Seth Fritz**, Carmel, IN (US); **Celine Kwok**, Carmel, IN (US)

(73) Assignee: **Masco Corporation of Indiana**, Indianapolis, IN (US)

(**) Term: **14 Years**

(21) Appl. No.: **29/400,519**

(22) Filed: **Aug. 30, 2011**

(51) **LOC (9) Cl.** **23-02**

(52) **U.S. Cl.** **D6/542**

(58) **Field of Classification Search** D6/542-545;
D9/682, 688, 690, 291, 448, 449, 560, 694,
D9/574, 575; 221/282; 222/14, 173, 146.3,
222/628, 251, 181.1, 181.3

See application file for complete search history.

(56) **References Cited**

U.S. PATENT DOCUMENTS

D477,990 S * 8/2003 Dretzka D6/542
D486,335 S * 2/2004 Sonneman D6/542

D569,736 S * 5/2008 Oates et al. D9/694
D583,254 S * 12/2008 O'Donahue D9/694
D610,917 S * 3/2010 Ho D9/694
D643,304 S * 8/2011 Mills D9/694
D646,178 S * 10/2011 Barber et al. D9/655

* cited by examiner

Primary Examiner — Brian N Vinson

(74) *Attorney, Agent, or Firm* — Edgar A. Zarins; Nirav D. Parikh; Lora J. Graentzdoerffer

(57) **CLAIM**

The ornamental design for a soap pump, as shown and described.

DESCRIPTION

FIG. 1 is a perspective view of a soap pump showing our new design;

FIG. 2 is a front elevational view thereof;

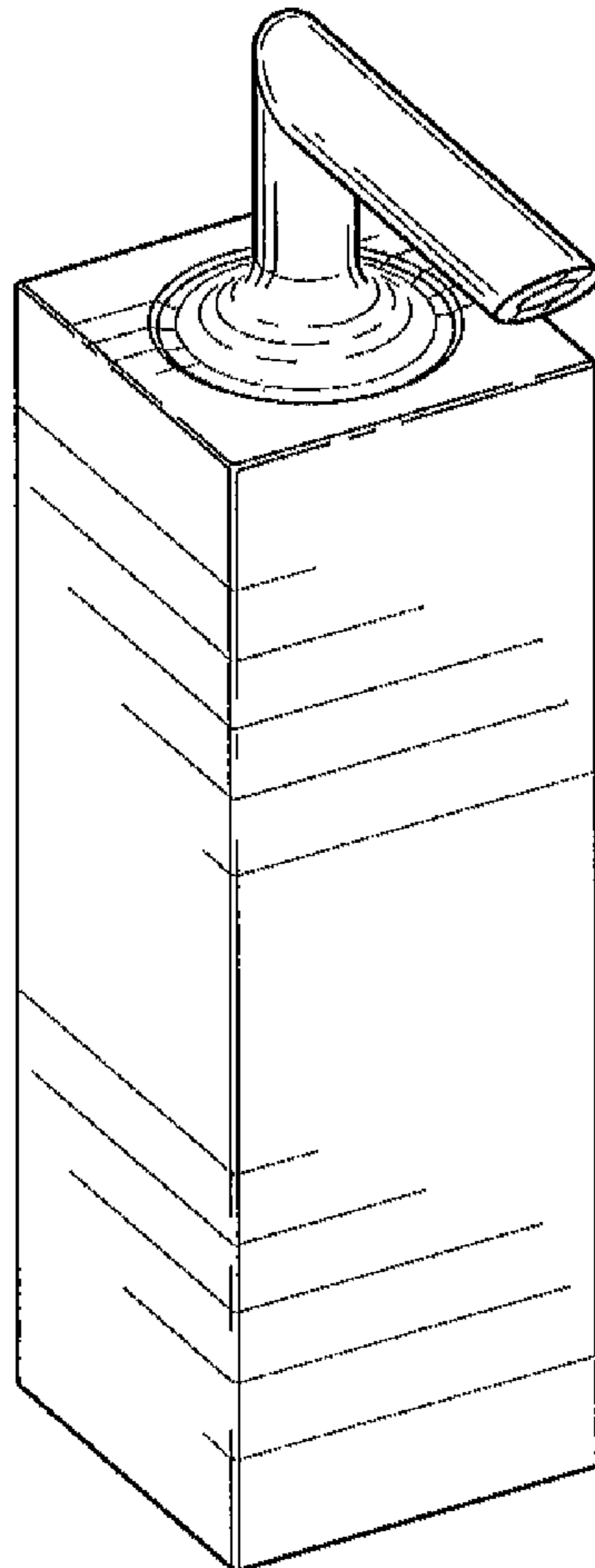
FIG. 3 is a right side view thereof;

FIG. 4 is a left side view thereof;

FIG. 5 is a top view thereof; and,

FIG. 6 is a bottom view thereof.

1 Claim, 2 Drawing Sheets



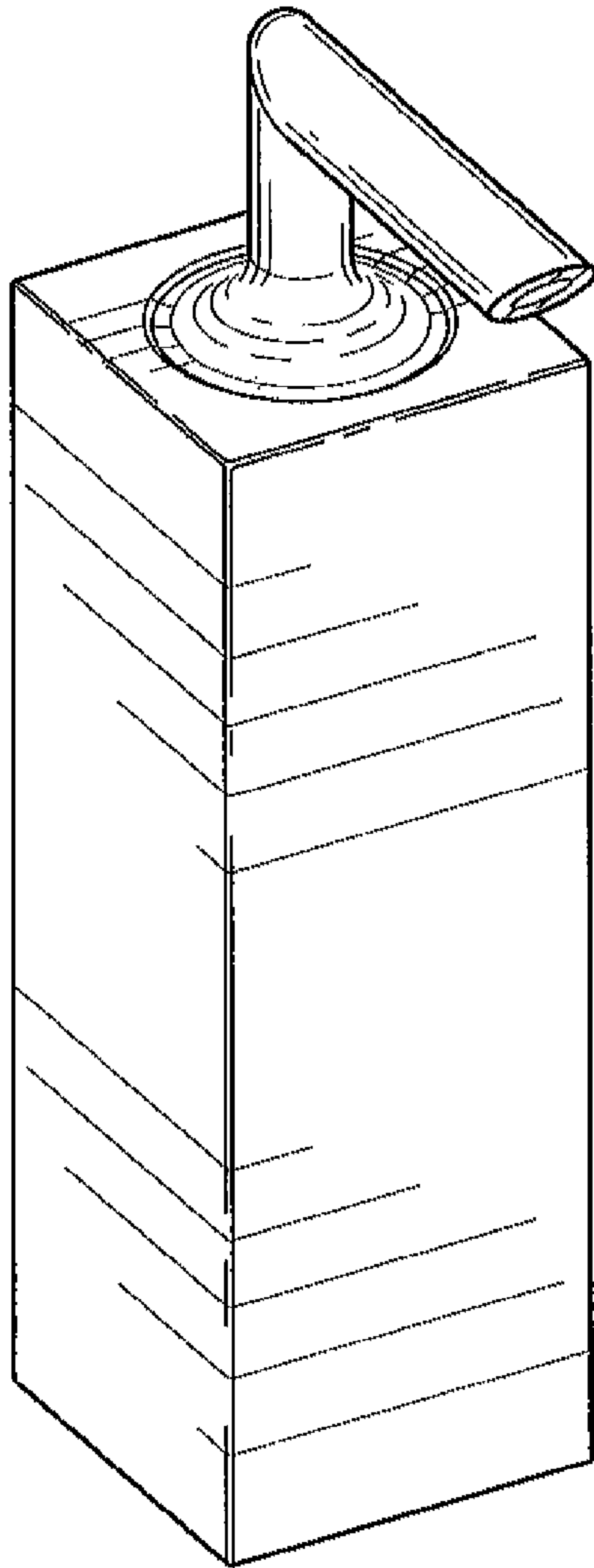


Fig-1

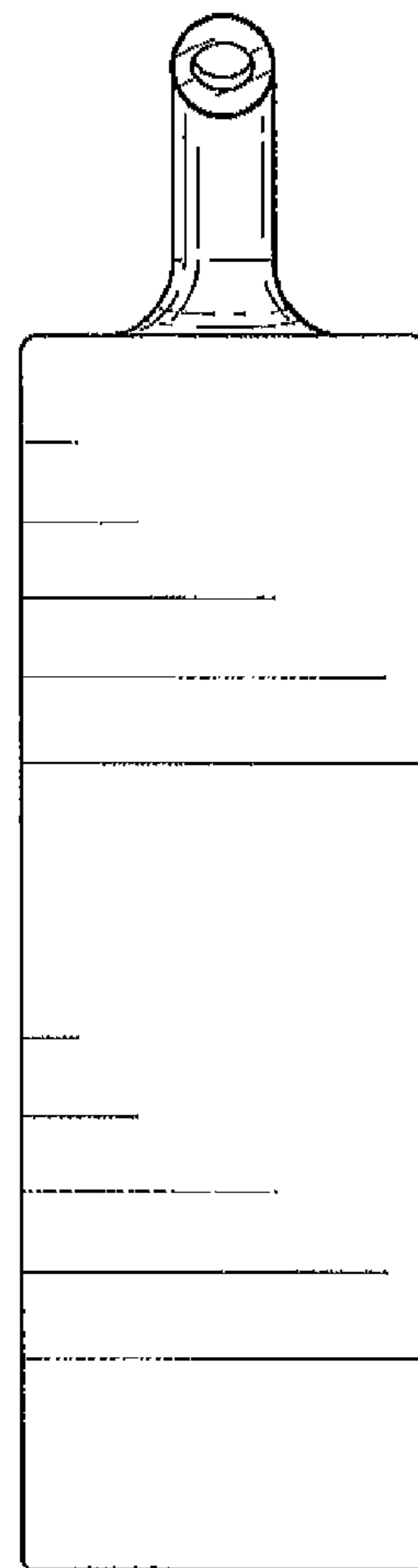


Fig-2




Fig-3




Fig-4

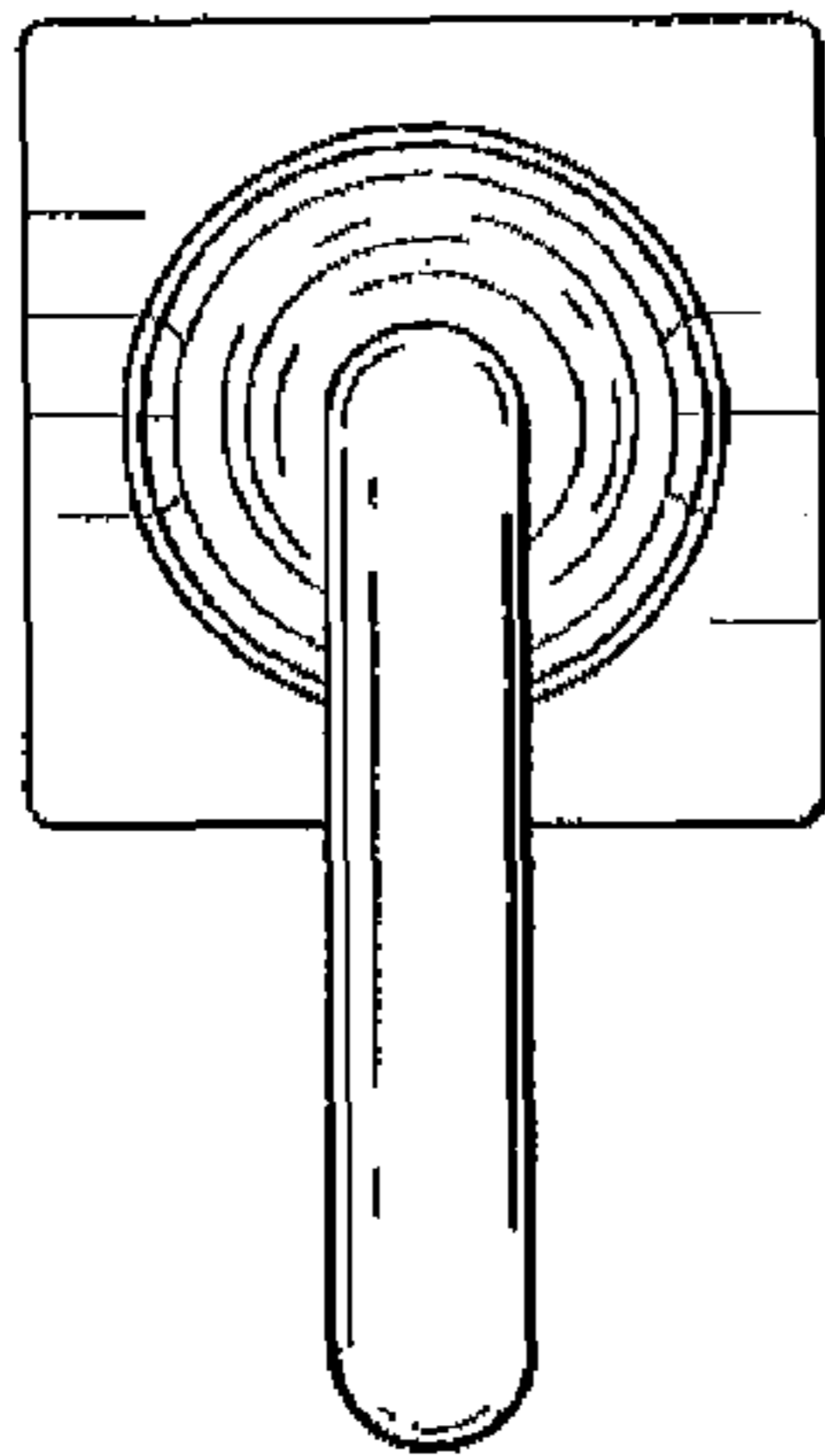


Fig-5

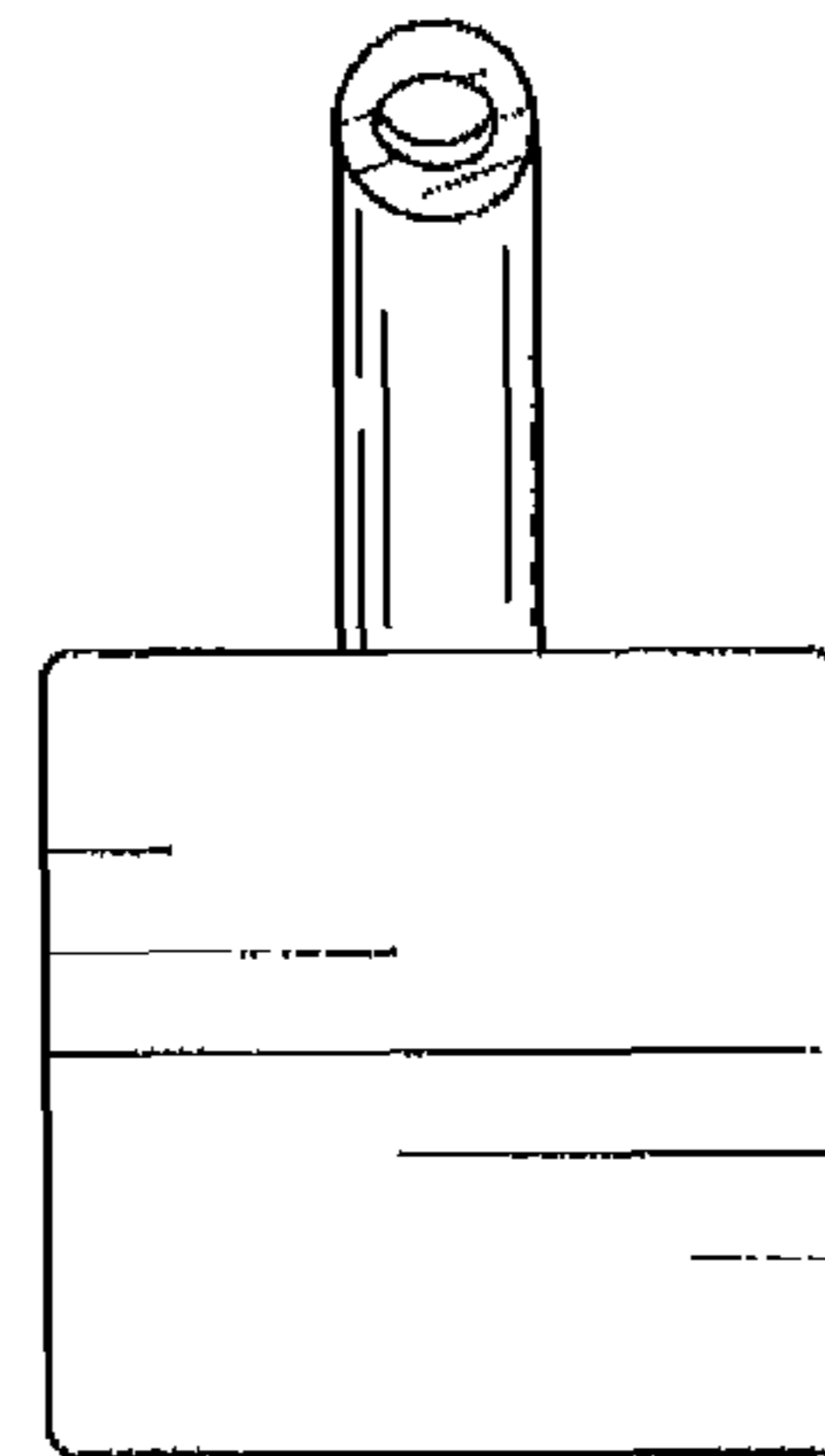


Fig-6