



US00D659426S

(12) **United States Design Patent**
Arko et al.

(10) **Patent No.:** **US D659,426 S**

(45) **Date of Patent:** **** May 15, 2012**

(54) **FURNITURE PIECE**

(75) Inventors: **Robert Peter Arko**, San Francisco, CA (US); **John R. Hamilton**, San Rafael, CA (US); **Justin Champaign**, San Francisco, CA (US)

(73) Assignee: **Steelcase Inc.**, Grand Rapids, MI (US)

(**) Term: **14 Years**

(21) Appl. No.: **29/390,345**

(22) Filed: **Apr. 22, 2011**

(51) **LOC (9) Cl.** **06-03**

(52) **U.S. Cl.** **D6/419; D6/483**

(58) **Field of Classification Search** D6/480-489, D6/495-499, 429, 511, 419, 420, 449; 108/150, 108/153.1, 156, 157.1, 161; 248/188, 188.1, 248/188.7, 188.8, 441.1, 459
See application file for complete search history.

(56) **References Cited**

U.S. PATENT DOCUMENTS

1,483,051 A	7/1920	Saunders
3,058,793 A	10/1962	Schultz
3,240,170 A	3/1966	Shave
3,361,088 A	1/1968	Hodgkin
3,561,376 A	2/1971	Knoblock
D246,016 S	10/1977	Brady
D252,304 S	7/1979	Current
4,313,589 A	2/1982	Vega
D263,532 S	3/1982	Ferdinand et al.
4,378,102 A	3/1983	Portis, Jr. et al.
D273,163 S	3/1984	Halme
D276,199 S	11/1984	Kwiecinski et al.
4,484,787 A	11/1984	Stephens
D285,001 S	8/1986	Denis et al.
D285,507 S	9/1986	Middlemist
4,611,719 A	9/1986	Dudek et al.
4,618,120 A	10/1986	Wattles
D286,831 S	11/1986	Matyear

4,623,276 A	11/1986	Kinneir	
D288,099 S	2/1987	Abitz	
D289,240 S	4/1987	Sylvester et al.	
D289,474 S	4/1987	Underwood et al.	
4,660,904 A	4/1987	Stephens	
D289,588 S	5/1987	Winzeler, III	
D295,474 S	5/1988	Uredat-Neuhoff	
D296,275 S *	6/1988	Fisher et al. D6/419
D296,851 S	7/1988	Kelley	
D297,190 S	8/1988	Arnott	
4,784,382 A	11/1988	Myers	
D299,601 S *	1/1989	Campbell D6/487

(Continued)

FOREIGN PATENT DOCUMENTS

DE 202004006614 U1 9/2004

(Continued)

Primary Examiner — Janice Seeger

(74) *Attorney, Agent, or Firm* — Quarles & Brady LLP

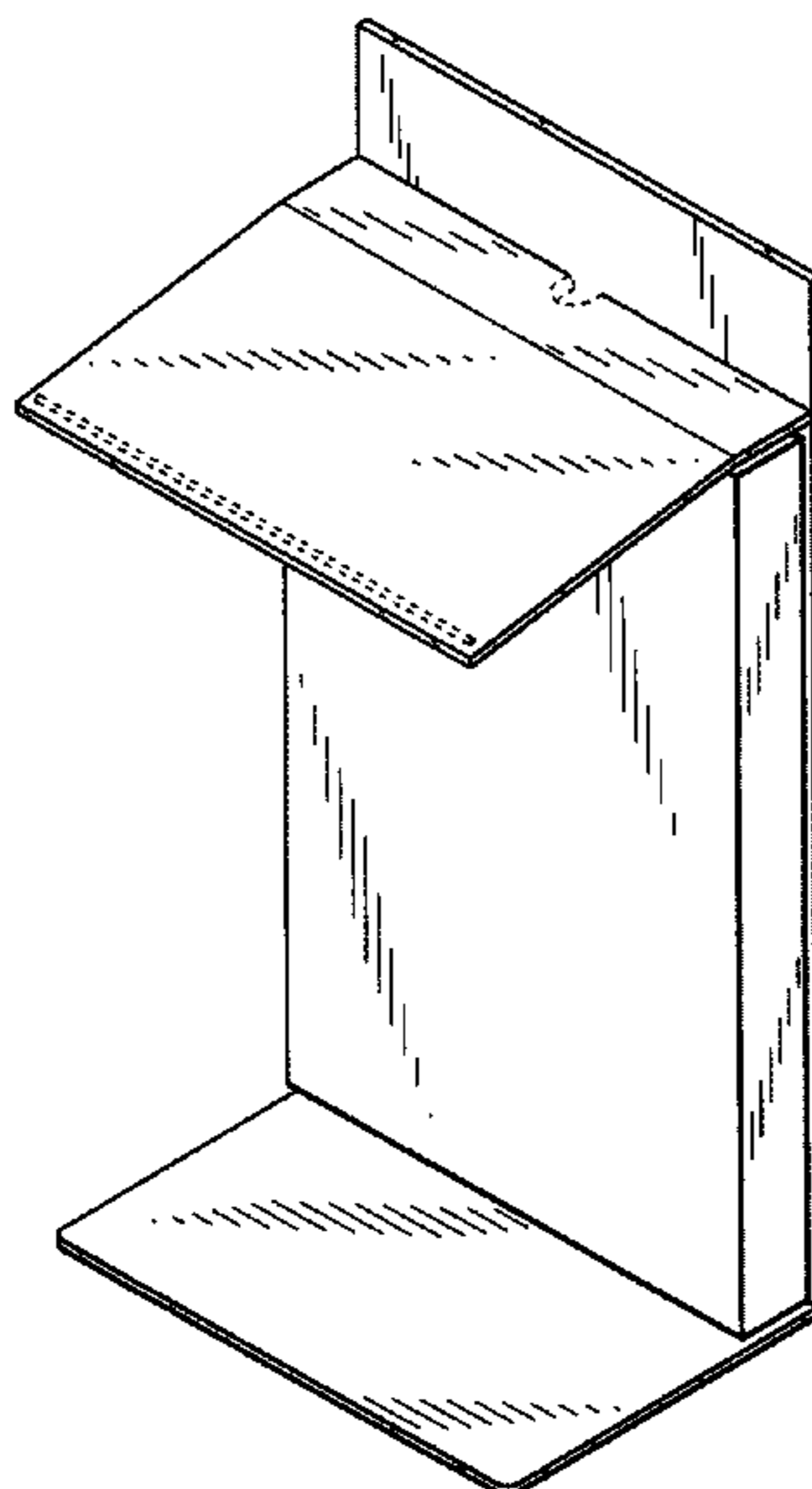
(57) **CLAIM**

The ornamental design for a furniture piece, as shown and described.

DESCRIPTION

FIG. 1 is a top, rear perspective view from a left side of a furniture piece according to our new design;
FIG. 2 is a left, top, front perspective view thereof;
FIG. 3 is a rear elevational view thereof;
FIG. 4 is a front elevational view thereof;
FIG. 5 is a left side elevational view thereof, the right side elevational view thereof being a mirror image of the left side shown;
FIG. 6 is a top plan view thereof; and,
FIG. 7 is a bottom plan view thereof.
The broken line representations in the figures are for the purpose of illustrating unclaimed environment. The broken lines are thus not part of the claim.

1 Claim, 4 Drawing Sheets



US D659,426 S

Page 2

U.S. PATENT DOCUMENTS

D300,789 S 4/1989 Johnson et al.
4,819,568 A 4/1989 Coffrin
D306,105 S 2/1990 Newhouse
D307,519 S 5/1990 Wright
4,938,153 A 7/1990 Maes
D312,541 S 12/1990 Wright
D324,962 S 3/1992 Meeker
D325,035 S 3/1992 Sparks
5,115,470 A 5/1992 Sutheim
D330,294 S 10/1992 Carr
D344,076 S 2/1994 Zahabi
5,358,208 A 10/1994 Moseley, III et al.
D360,777 S 8/1995 Glebe
D366,781 S 2/1996 Cartwright
5,564,661 A 10/1996 Gershon
D376,931 S 12/1996 Fewchuk
5,606,917 A 3/1997 Cauffiel
D382,904 S 8/1997 Comeaux et al.
D385,718 S 11/1997 Ross
D395,368 S 6/1998 Adenau et al.
5,806,943 A 9/1998 Dell et al.
D409,992 S 5/1999 Mockett
5,915,659 A 6/1999 Scannell, Jr.
D415,204 S 10/1999 Rand
D416,707 S 11/1999 Plainfield
D416,708 S 11/1999 Walker
D423,247 S 4/2000 Freeman et al.

D429,426 S 8/2000 Brandenburg
D456,171 S 4/2002 Coonan et al.
D457,011 S 5/2002 Wenner et al.
D457,756 S 5/2002 Satterthwaite
D459,610 S 7/2002 Coonan et al.
6,578,501 B1 6/2003 Moore
D491,747 S 6/2004 Walters
6,883,439 B1 4/2005 Moore
6,997,117 B1 2/2006 Mitjans
7,106,014 B1 9/2006 Mastalir et al.
7,201,353 B1 4/2007 Freeman
D553,875 S 10/2007 Traun
D559,850 S 1/2008 Lye
D561,490 S * 2/2008 Traun et al. D6/419
D564,253 S 3/2008 Daubon
D599,585 S 9/2009 Kumazawa
D609,935 S 2/2010 Sirolich
D644,456 S * 9/2011 Martin D6/483
2005/0269477 A1 12/2005 Chen et al.
2008/0234856 A1 9/2008 Saez et al.

FOREIGN PATENT DOCUMENTS

DE 202004016560 U1 1/2005
EP 1224652 A1 7/2002
EP 2140780 A1 1/2010
GB 2472647 A 2/2011

* cited by examiner

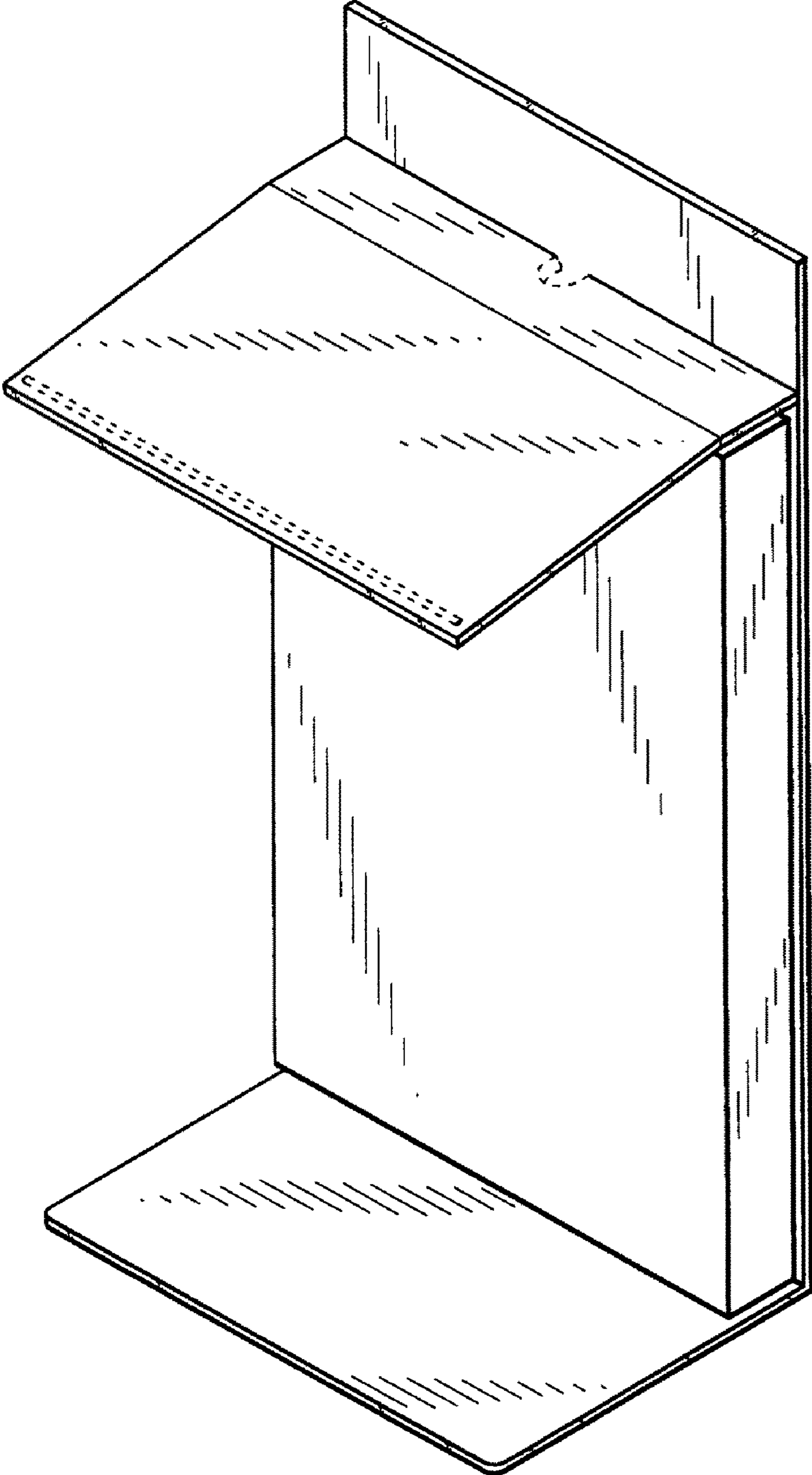


FIG. 1

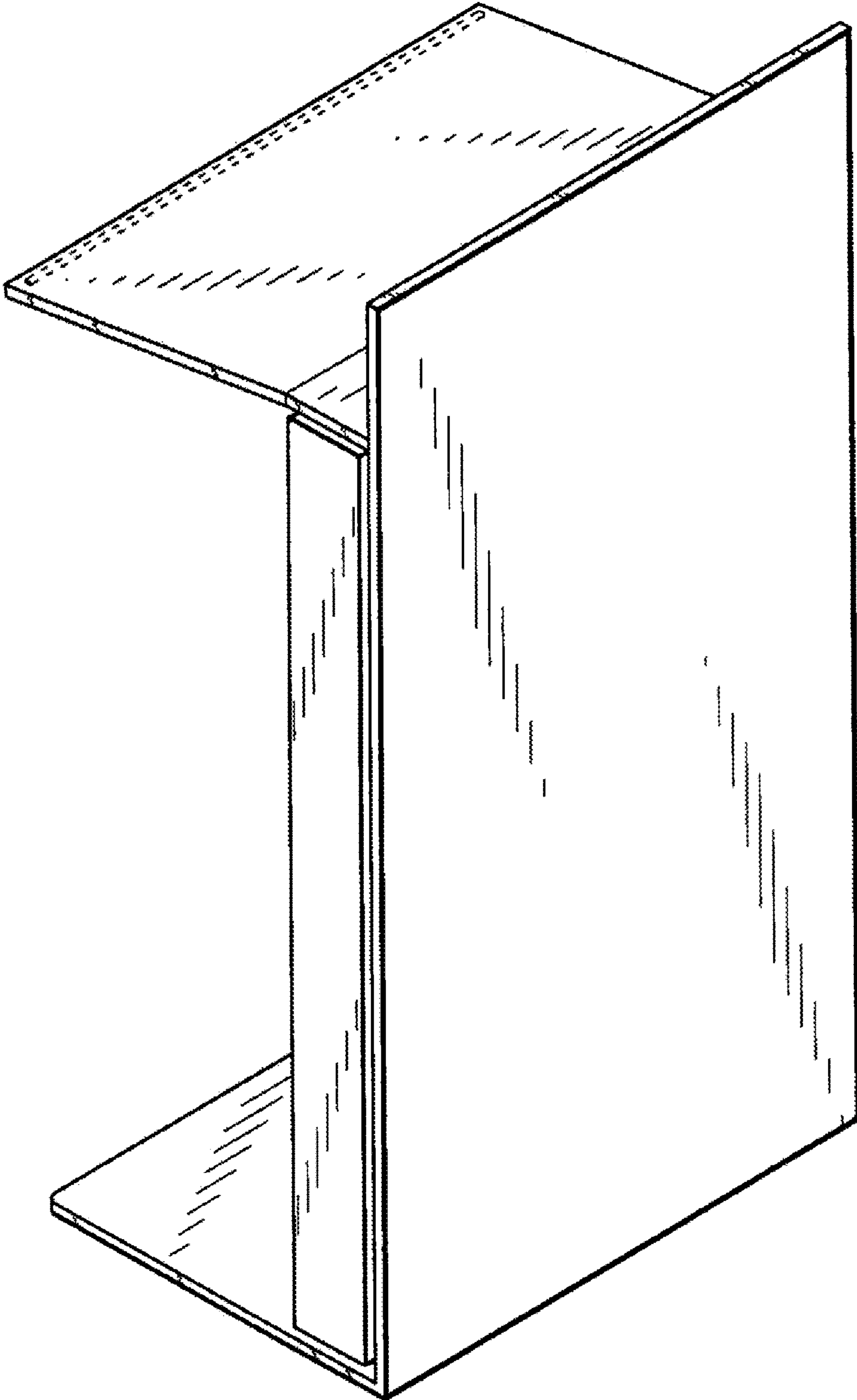


FIG. 2

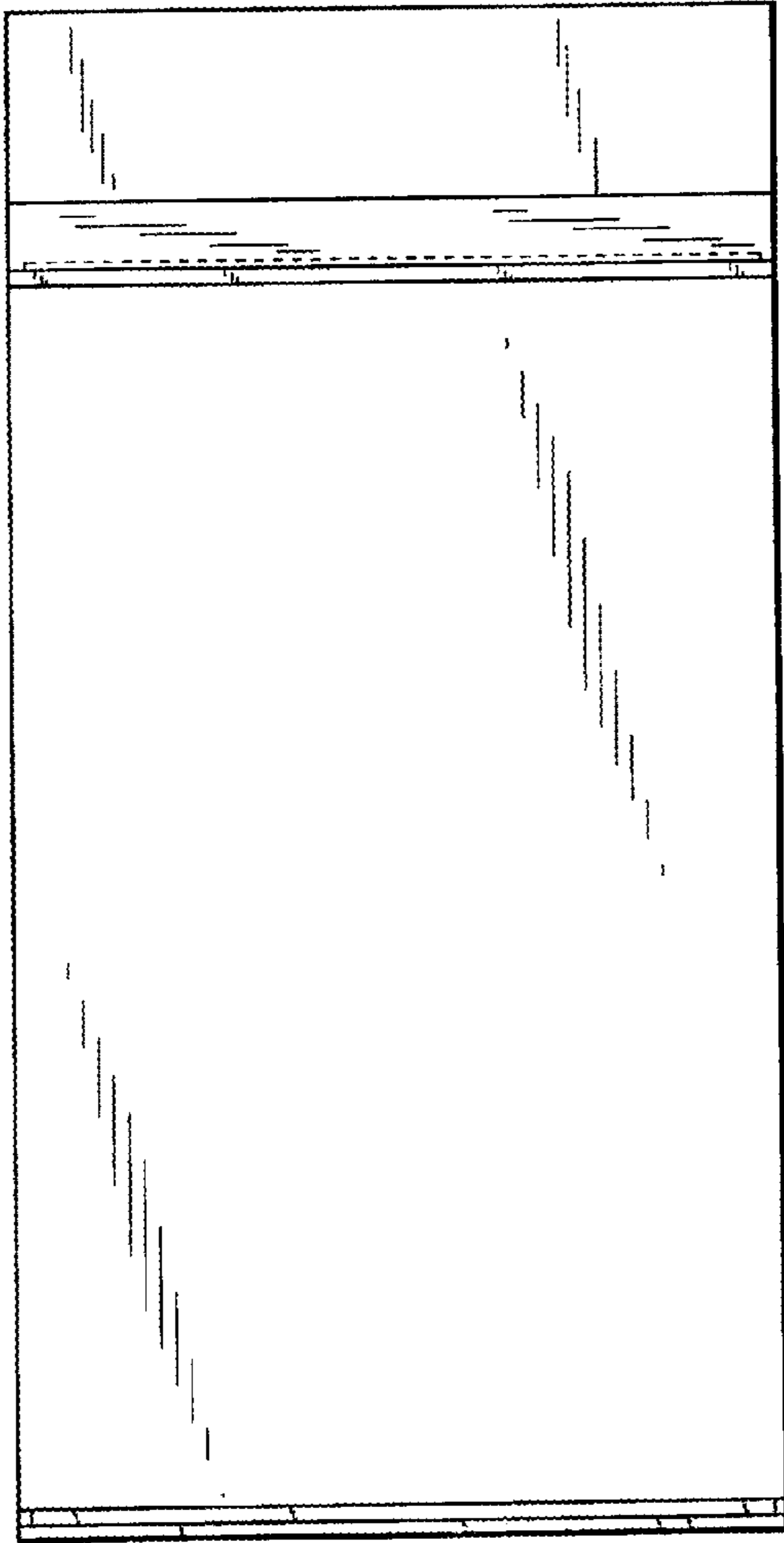


FIG. 3




FIG. 4

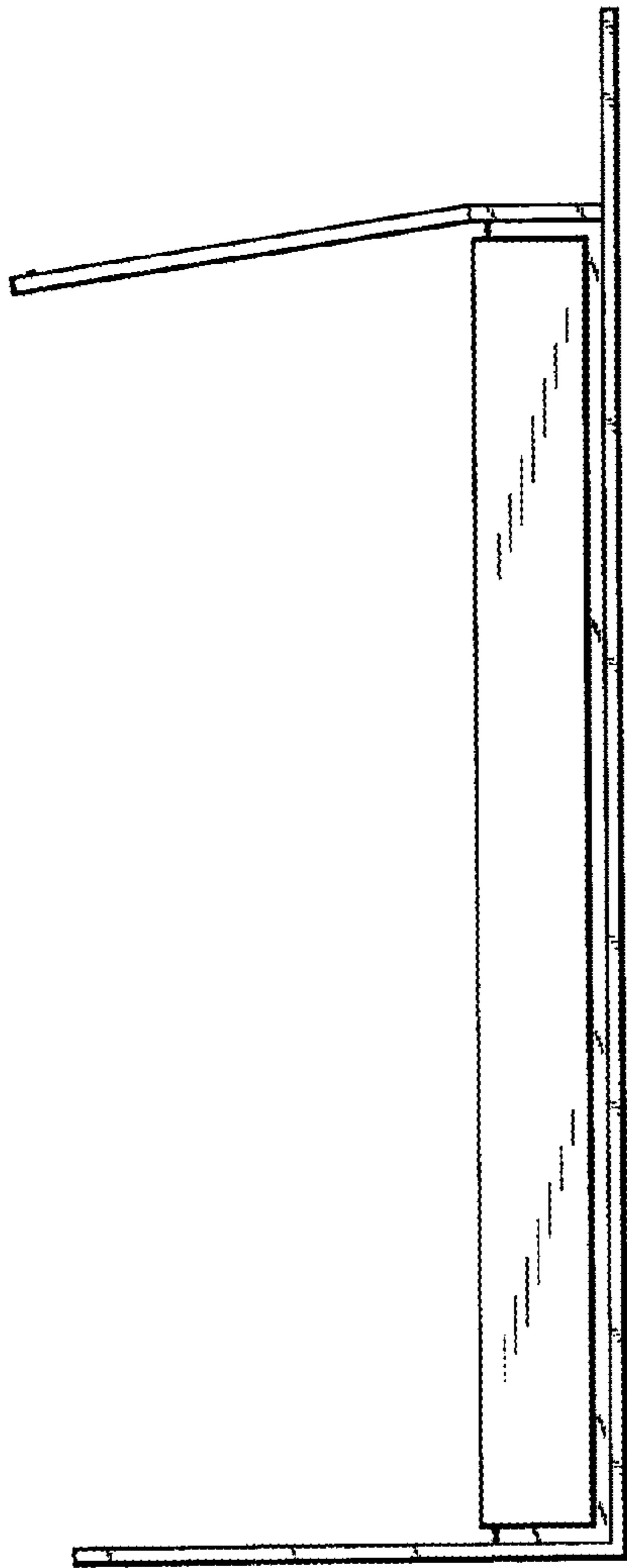


FIG. 5

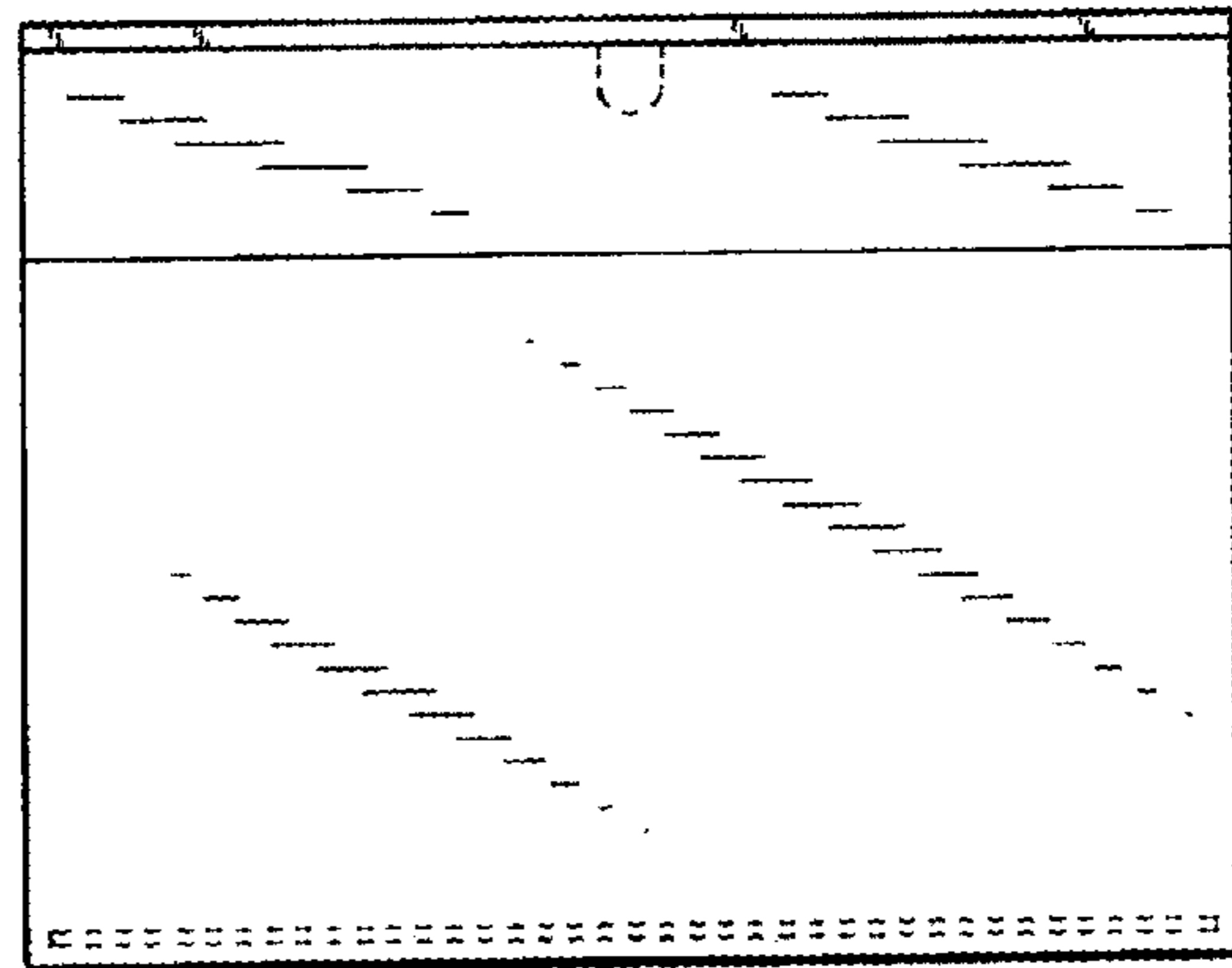


FIG. 6

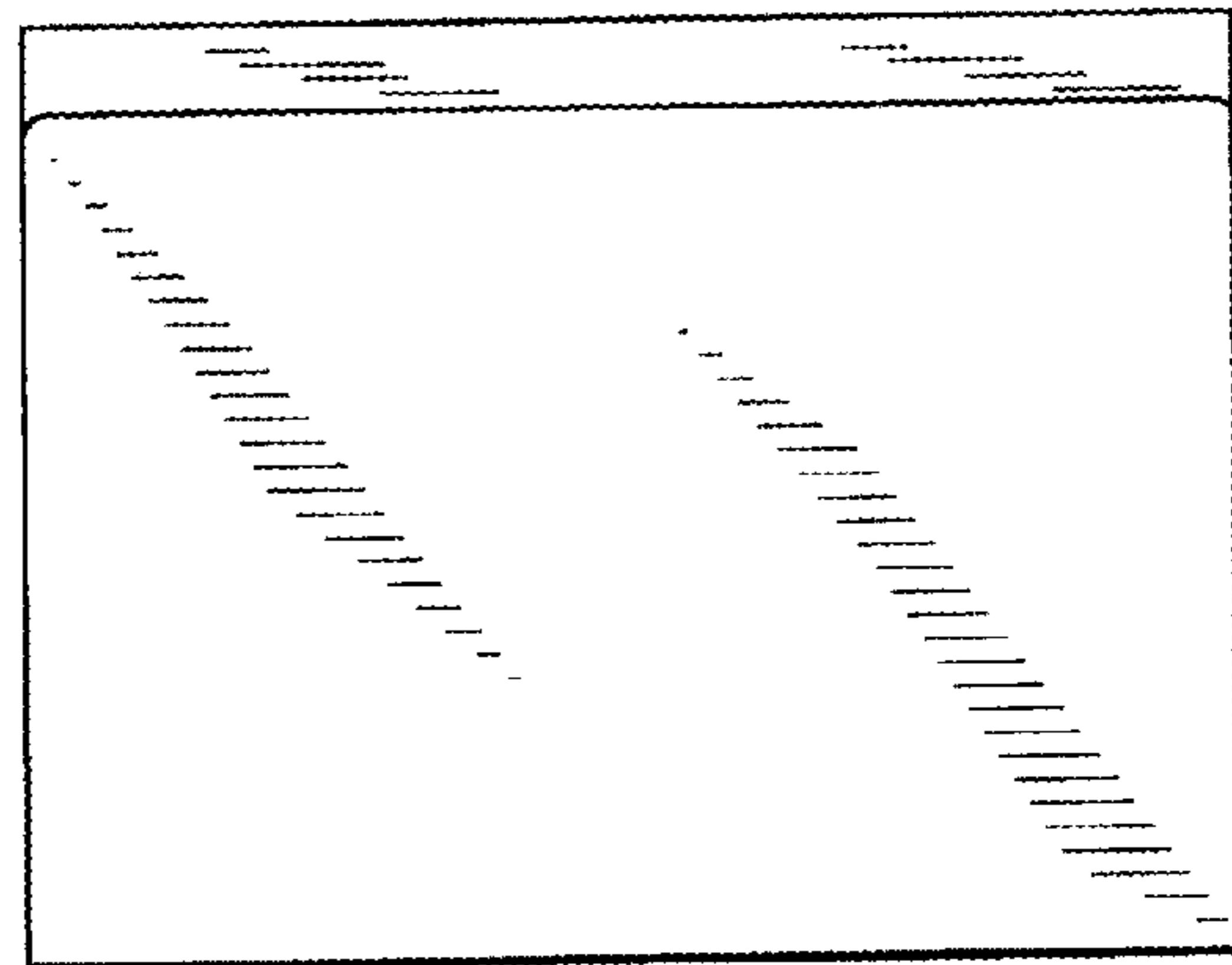


FIG. 7