



US00D659423S

(12) **United States Design Patent**  
**Lee**

(10) **Patent No.:** **US D659,423 S**  
(45) **Date of Patent:** **\*\* May 15, 2012**

(54) **CHAIR WITH CONTOURED BOTTOM**

(76) Inventor: **Chang Sup Lee, Boyds, MD (US)**

(\*\*) Term: **14 Years**

(21) Appl. No.: **29/405,494**

(22) Filed: **Nov. 2, 2011**

**Related U.S. Application Data**

(63) Continuation-in-part of application No. 29/384,865, filed on Feb. 4, 2011.

(51) **LOC (9) Cl.** ..... **06-01**

(52) **U.S. Cl.** ..... **D6/373**

(58) **Field of Classification Search** ..... D6/334-336, D6/360-369, 372-380, 498, 500-502, 596, D6/601; D24/183, 188; 5/604, 653-654, 5/654.1; 297/239, 256.16, 284.4-284.5, 297/285, 291, 297, 411.2, 411.27-411.29, 297/452.13, 452.19, 452.21, 452.25, 452.29, 297/452.3, 452.56, 452.64, 452.65

See application file for complete search history.

(56) **References Cited**

**U.S. PATENT DOCUMENTS**

D29,994	S	1/1899	Dennett	
2,380,102	A	7/1945	Farmer	
D169,366	S *	4/1953	Feldman	D6/596
3,393,012	A	7/1968	Chancellor, Jr.	
3,527,498	A	9/1970	Werner	
D238,235	S *	12/1975	Elgebrandt	D6/596
D318,923	S *	8/1991	Marsh	D24/183
5,154,474	A	10/1992	Desanta	
D342,411	S *	12/1993	Graebe	D6/601
5,395,162	A *	3/1995	Jay et al.	297/452.25
5,457,833	A *	10/1995	Jay	5/654
5,522,106	A	6/1996	Harrison et al.	
5,613,257	A *	3/1997	Graebe	5/654
5,657,499	A *	8/1997	Vaughn et al.	5/654
D393,757	S *	4/1998	Breen	D6/373
5,833,319	A *	11/1998	Davis	297/452.21
5,845,352	A *	12/1998	Matsler et al.	5/654
D458,467	S	6/2002	Starck	

D460,282	S	7/2002	Starck	
D465,665	S *	11/2002	Ritchie et al.	D6/368
D474,637	S *	5/2003	Scheetz	D6/601
6,611,980	B2 *	9/2003	Wempe	5/654
D485,085	S *	1/2004	Swy et al.	D6/380
D498,071	S *	11/2004	Ashby et al.	D6/374
D523,255	S	6/2006	Dettmann et al.	
7,140,057	B2 *	11/2006	Hetzel et al.	5/653
7,216,388	B2 *	5/2007	Bieganeck et al.	5/653
D548,842	S *	8/2007	Elnekaveh	D24/188
D559,001	S	1/2008	Starck	

(Continued)

**OTHER PUBLICATIONS**

WWW.AMAZON.COM; ObusForme Ergonomic Sit-Back Cushion; internet; as of Feb. 4, 2011.

(Continued)

*Primary Examiner* — Ricky Pham

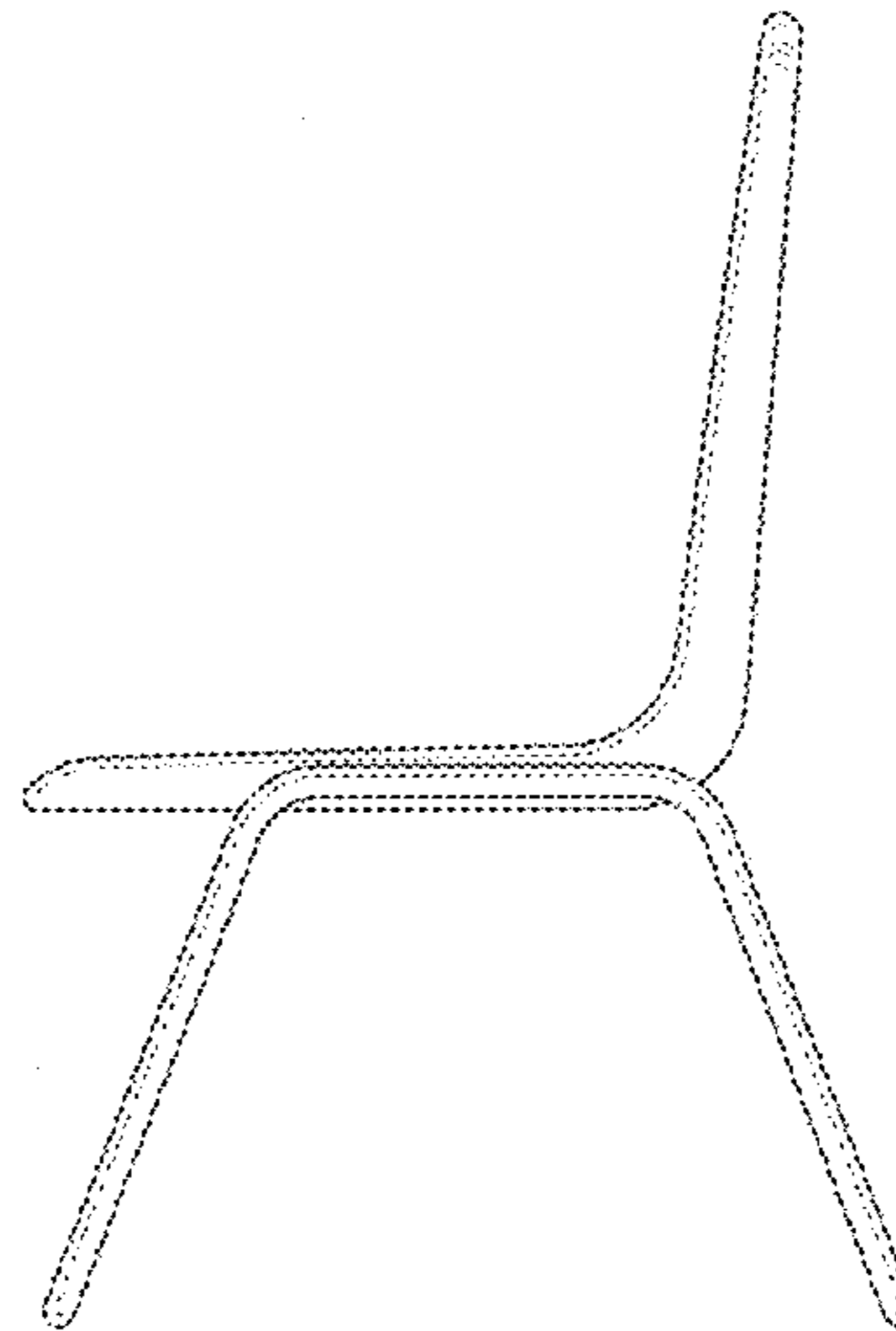
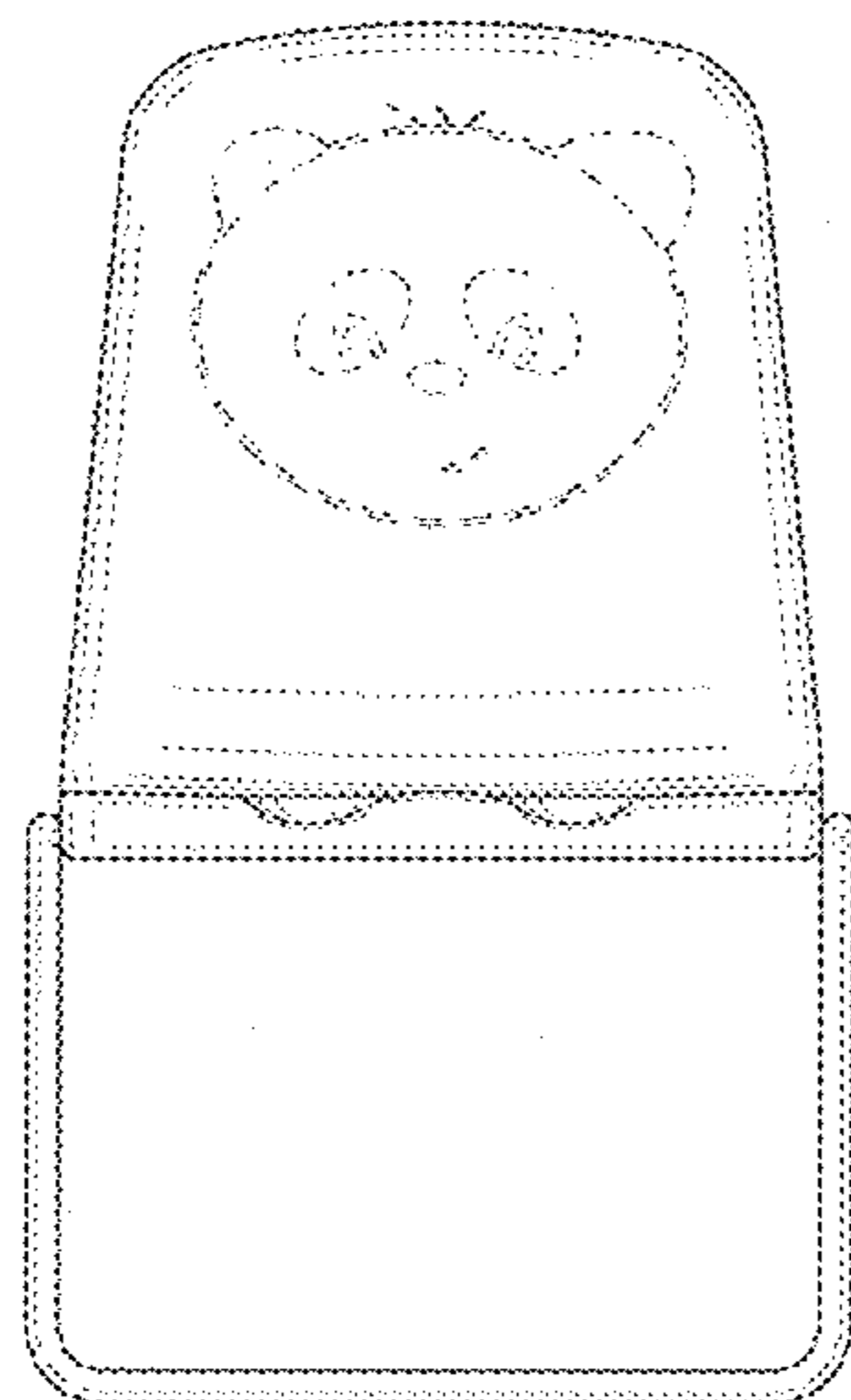
(57) **CLAIM**

The ornamental design for a chair with contoured bottom, as shown and described.

**DESCRIPTION**

FIG. 1 is a front view of a chair with contoured bottom showing my new design;  
FIG. 2 is a back view thereof;  
FIG. 3 is a side view (opposite side view is mirror image) thereof;  
FIG. 4 is a top view thereof;  
FIG. 5 is a bottom view thereof;  
FIG. 6 is a front cross-sectional view taken through line 6-6 of FIG. 4; and,  
FIG. 7 is a side cross-sectional view taken through line 7-7 of FIG. 4.  
In FIG. 1, the broken lines showing of environmental structure for purposes of illustrating the chair with contoured bottom in a condition of use. the broken lines and the structure they depict form no part of the claimed design.

**1 Claim, 7 Drawing Sheets**



# US D659,423 S

Page 2

---

## U.S. PATENT DOCUMENTS

7,373,678 B2 \* 5/2008 Hetzel et al. .... 5/653  
7,396,078 B2 7/2008 Weber et al.  
D576,817 S 9/2008 Sienkowski  
7,891,033 B2 \* 2/2011 Loewenthal et al. .... 5/653  
7,914,081 B1 \* 3/2011 Smith ..... 297/452.56  
D636,195 S 4/2011 Reyes et al.  
D642,846 S \* 8/2011 Parish et al. .... D6/601

2003/0121103 A1\* 7/2003 Wempe ..... 5/654  
2005/0022306 A1\* 2/2005 Hetzel et al. .... 5/654  
2005/0023872 A1\* 2/2005 Hetzel et al. .... 297/256.16

## OTHER PUBLICATIONS

WWW.AMAZON.COM; Obus Forme Gel Seat; internet; as of Feb. 4, 2011.

\* cited by examiner




FIG. 1

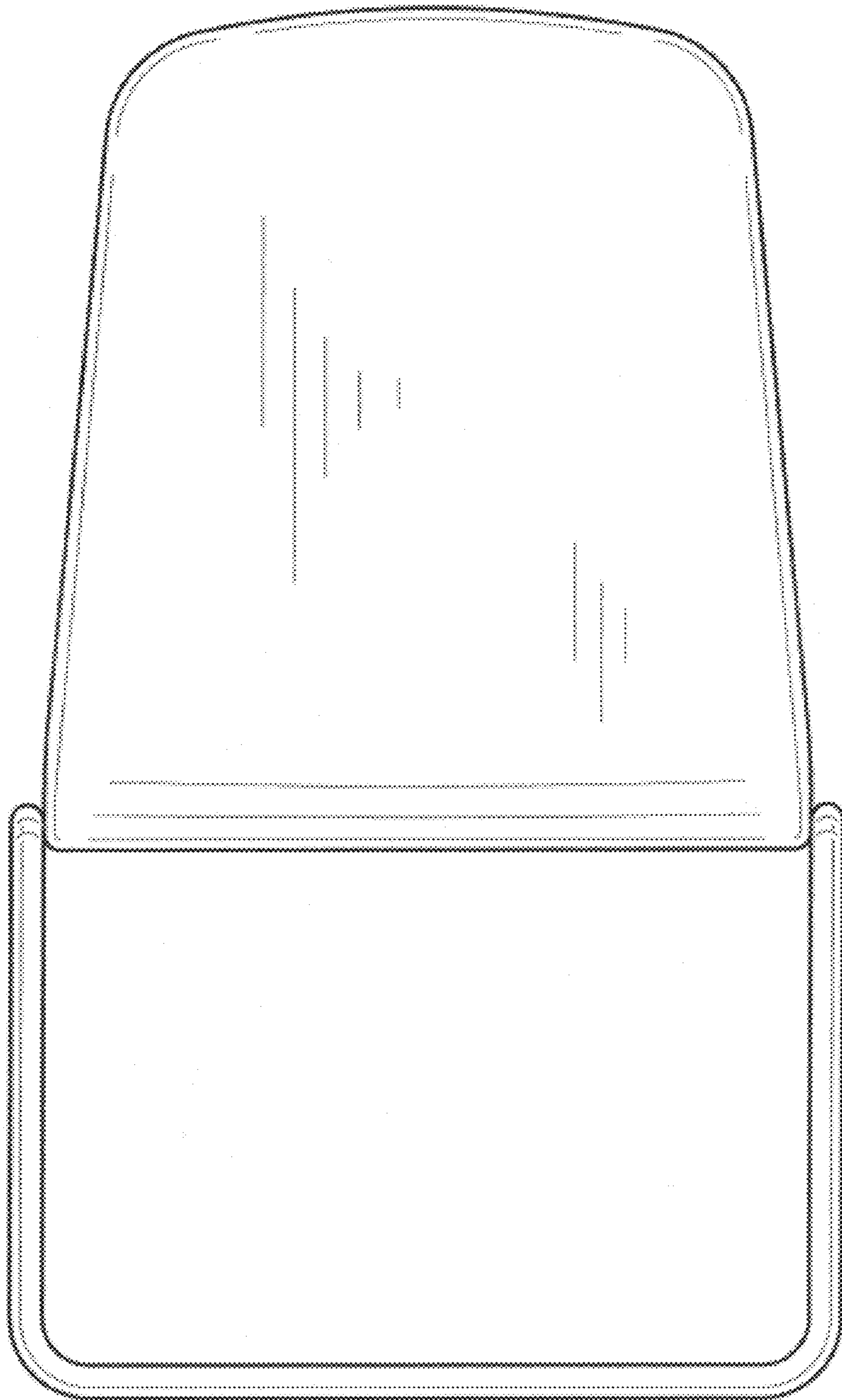


FIG. 2



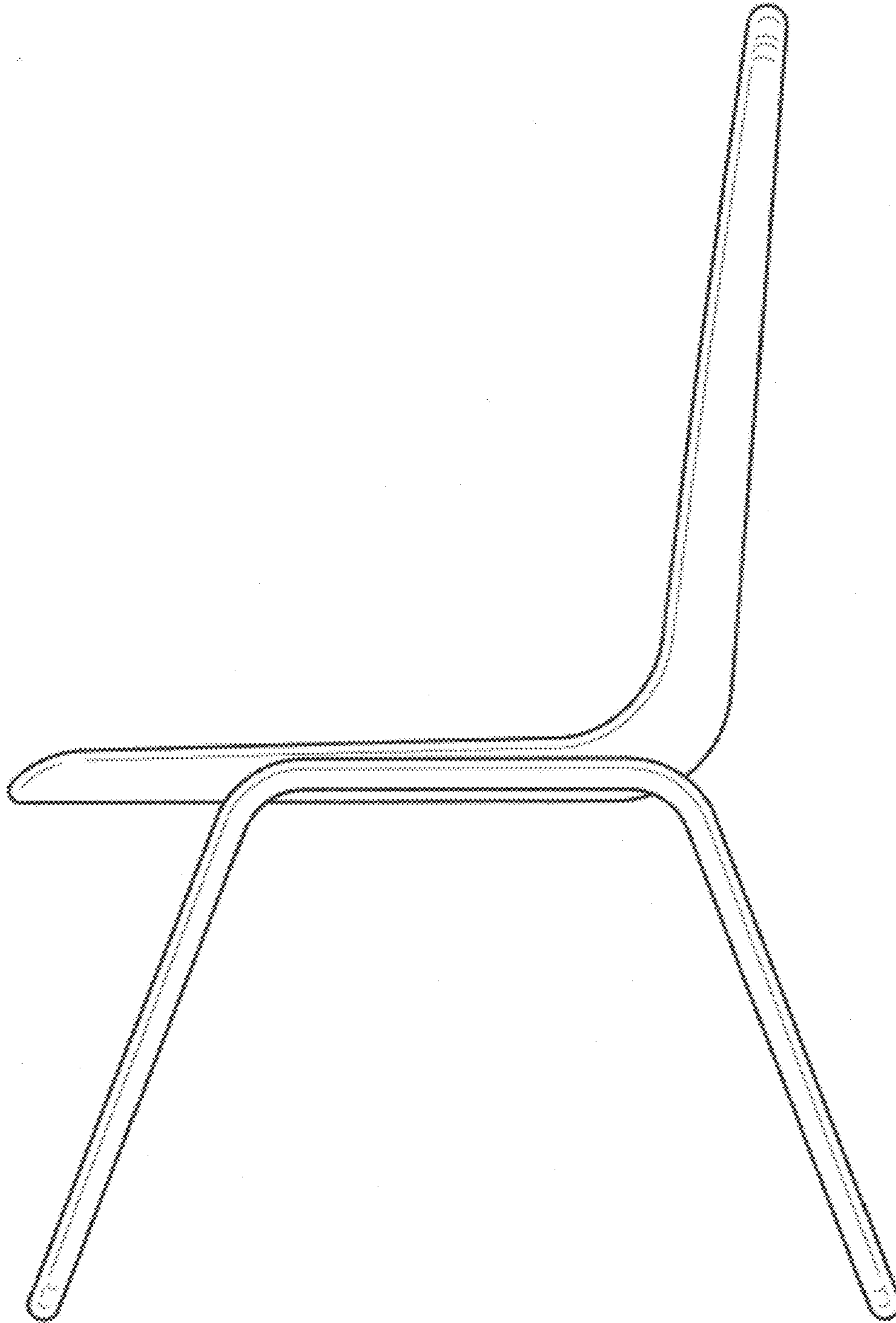


FIG. 3

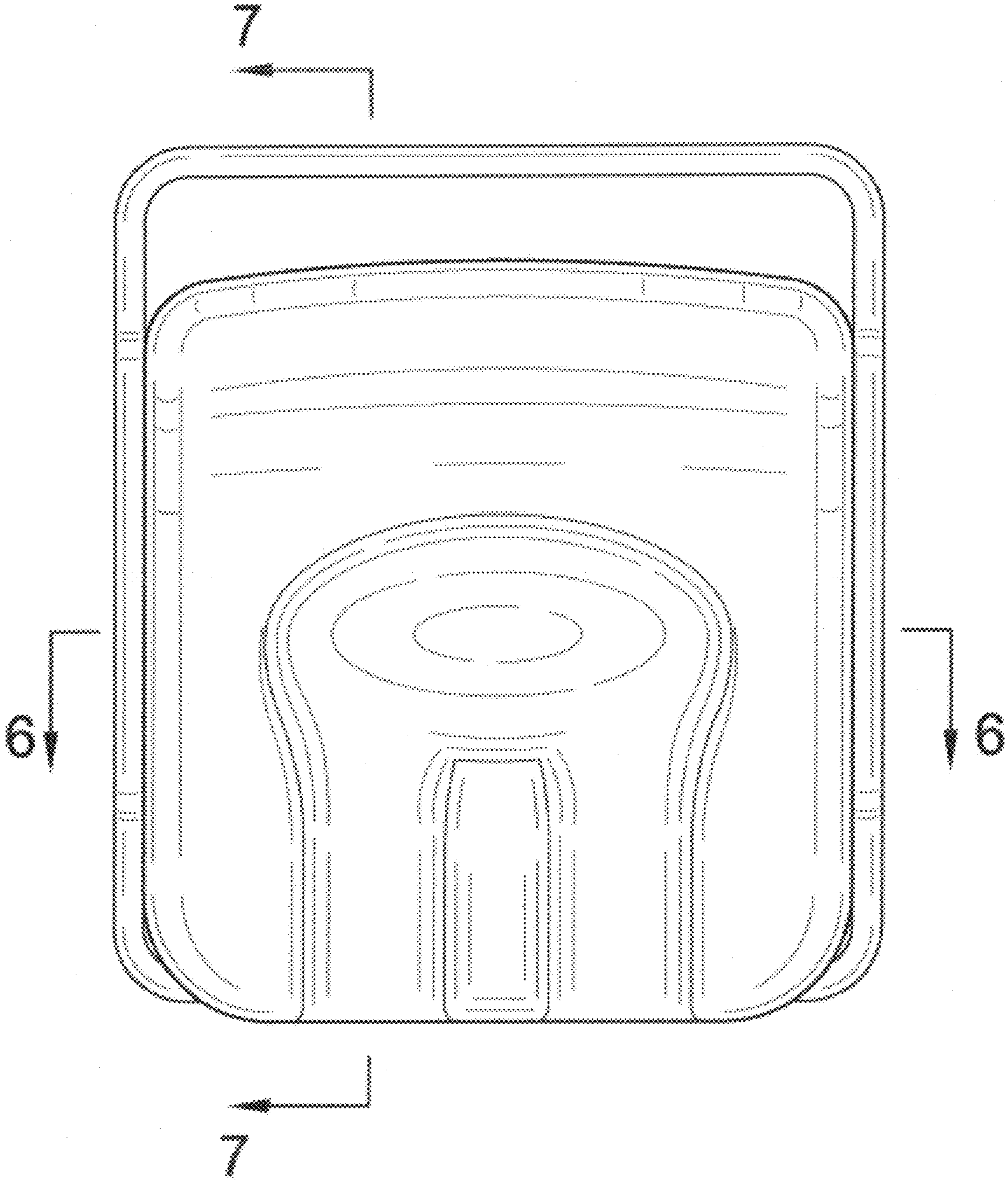


FIG. 4




FIG. 5

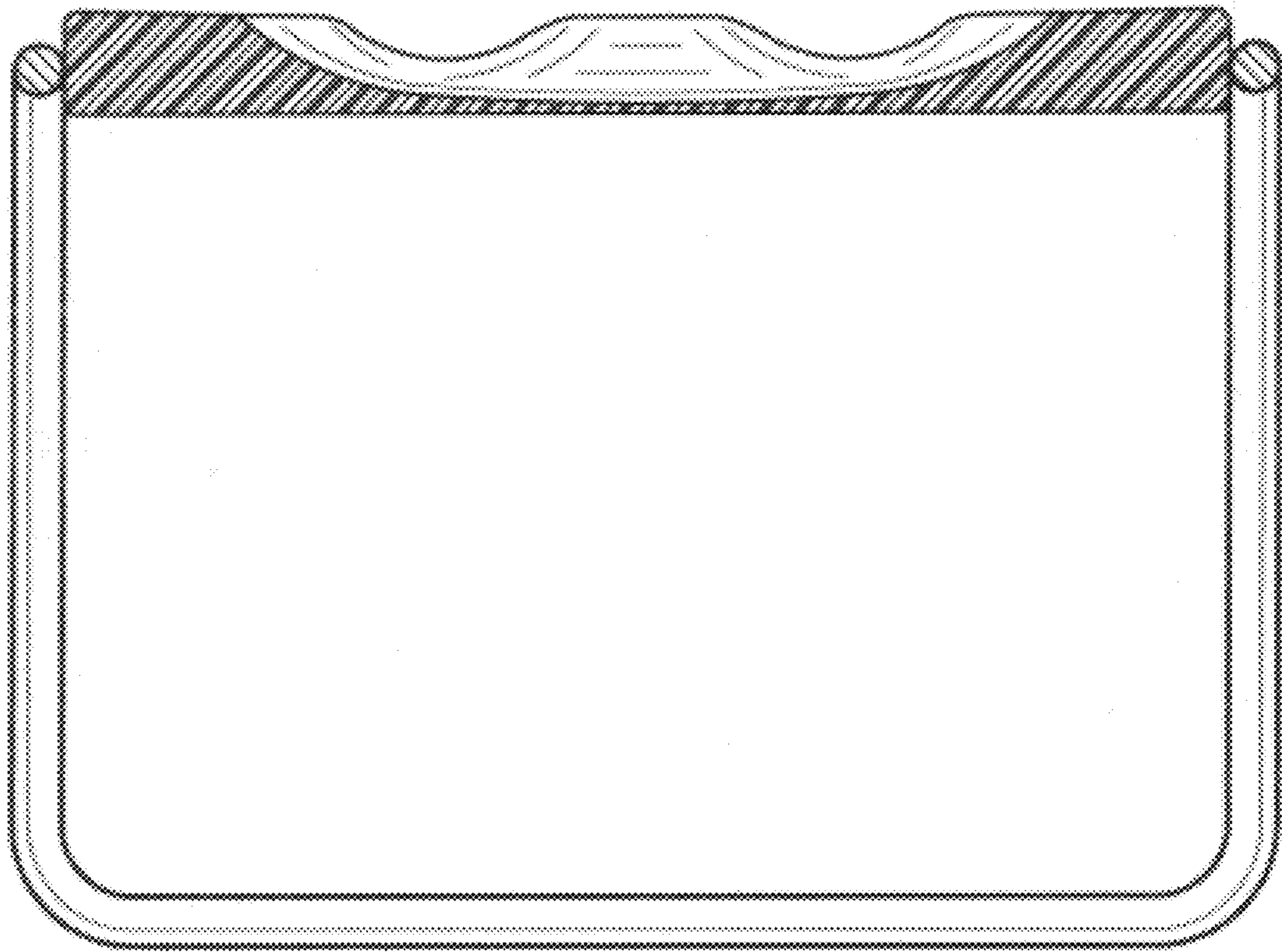


FIG. 6



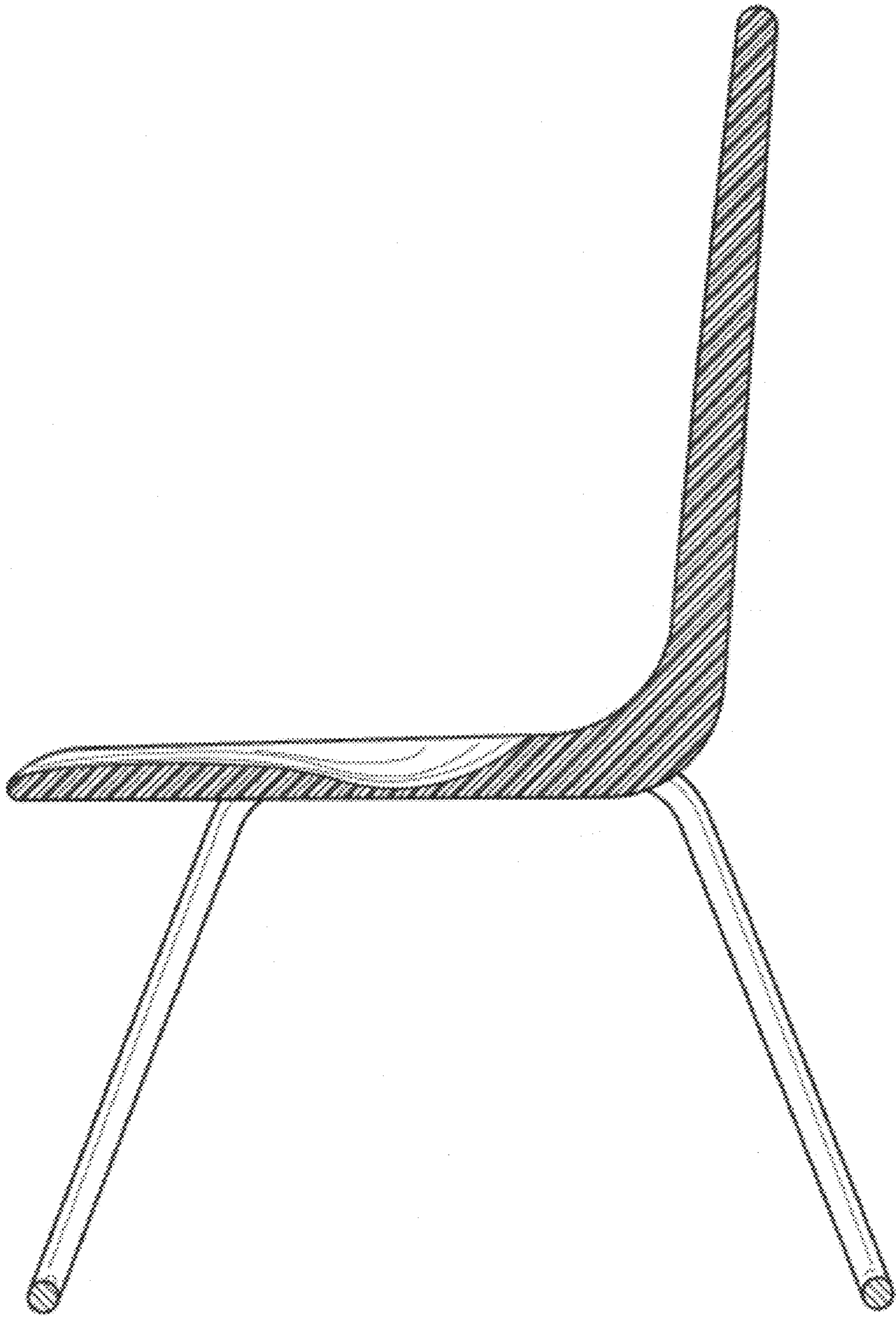


FIG. 7