



US00D659397S

(12) **United States Design Patent**
Deguglimo et al.

(10) **Patent No.:** **US D659,397 S**
(45) **Date of Patent:** **** May 15, 2012**

(54) **TOOL CASE**

(75) Inventors: **Joseph Deguglimo**, Boca Raton, FL
(US); **Glenn Robinson**, Coral Springs,
FL (US); **Rodrigo S. B. Lima**, Tamarac,
FL (US)

(73) Assignee: **IBT Holdings, LLC**, Deerfield Beach,
FL (US)

(**) Term: **14 Years**

(21) Appl. No.: **29/370,557**

(22) Filed: **Aug. 5, 2010**

(51) **LOC (9) Cl.** **03-01**

(52) **U.S. Cl.** **D3/302**

(58) **Field of Classification Search** D3/273,
D3/300, 302, 905; D9/503–504; 206/349,
206/372–379; 220/523, 527; D28/85–90
See application file for complete search history.

(56) **References Cited**

U.S. PATENT DOCUMENTS

D281,835 S * 12/1985 Ali D3/300
D288,985 S * 3/1987 Ali et al. D3/300

D360,583 S * 7/1995 Paping D9/526
D548,973 S * 8/2007 Dawson et al. D3/302
D558,451 S * 1/2008 Roesler D3/302
2009/0236250 A1 * 9/2009 Wang 206/372
2011/0226648 A1 * 9/2011 Zhang 206/374
* cited by examiner

Primary Examiner — Jennifer Rivard

(74) *Attorney, Agent, or Firm* — Dan DeLa Rosa

(57) **CLAIM**

The ornamental design for a tool case, as shown and
described.

DESCRIPTION

FIG. 1 is a front perspective view of the tool case of the
present invention in a closed position showing my new
design;

FIG. 2 is a front side elevational view thereof;

FIG. 3 is a back side elevational view thereof;

FIG. 4 is a side elevational view thereof;

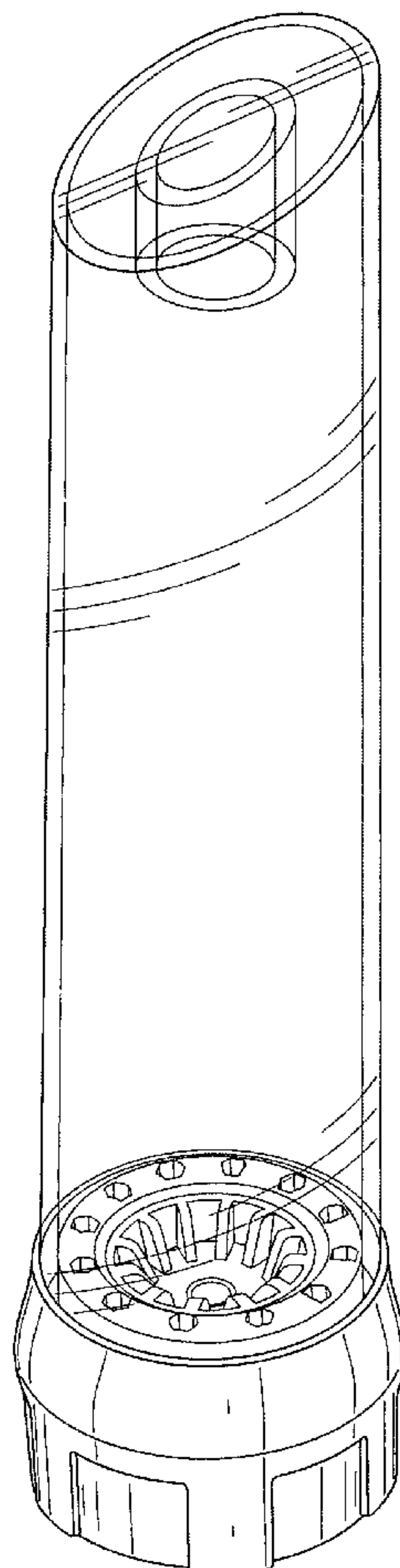
FIG. 5 is another side elevational view thereof;

FIG. 6 is a top plan view thereof; and,

FIG. 7 is a bottom plan view thereof.

The broken lines in the drawings illustrate portions of the tool
case and form no part of the claimed design.

1 Claim, 6 Drawing Sheets



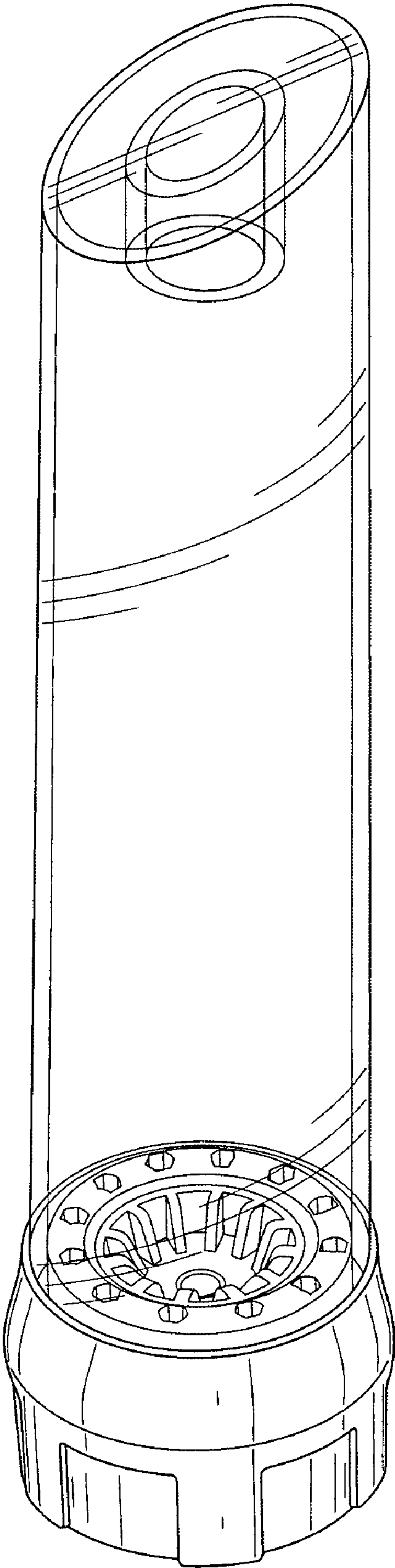


FIG. 1




FIG. 2

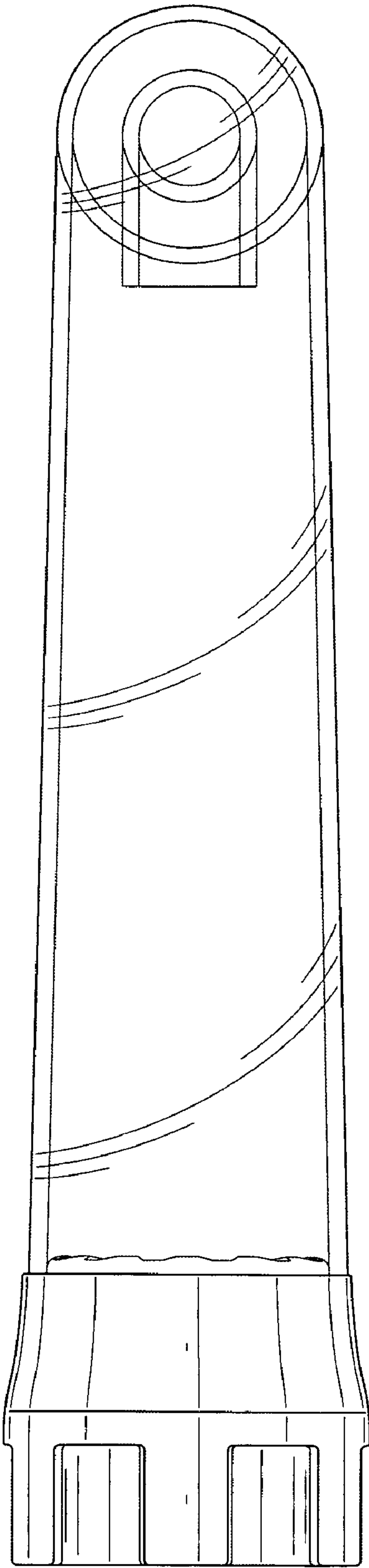


FIG. 3




FIG. 4




FIG. 5

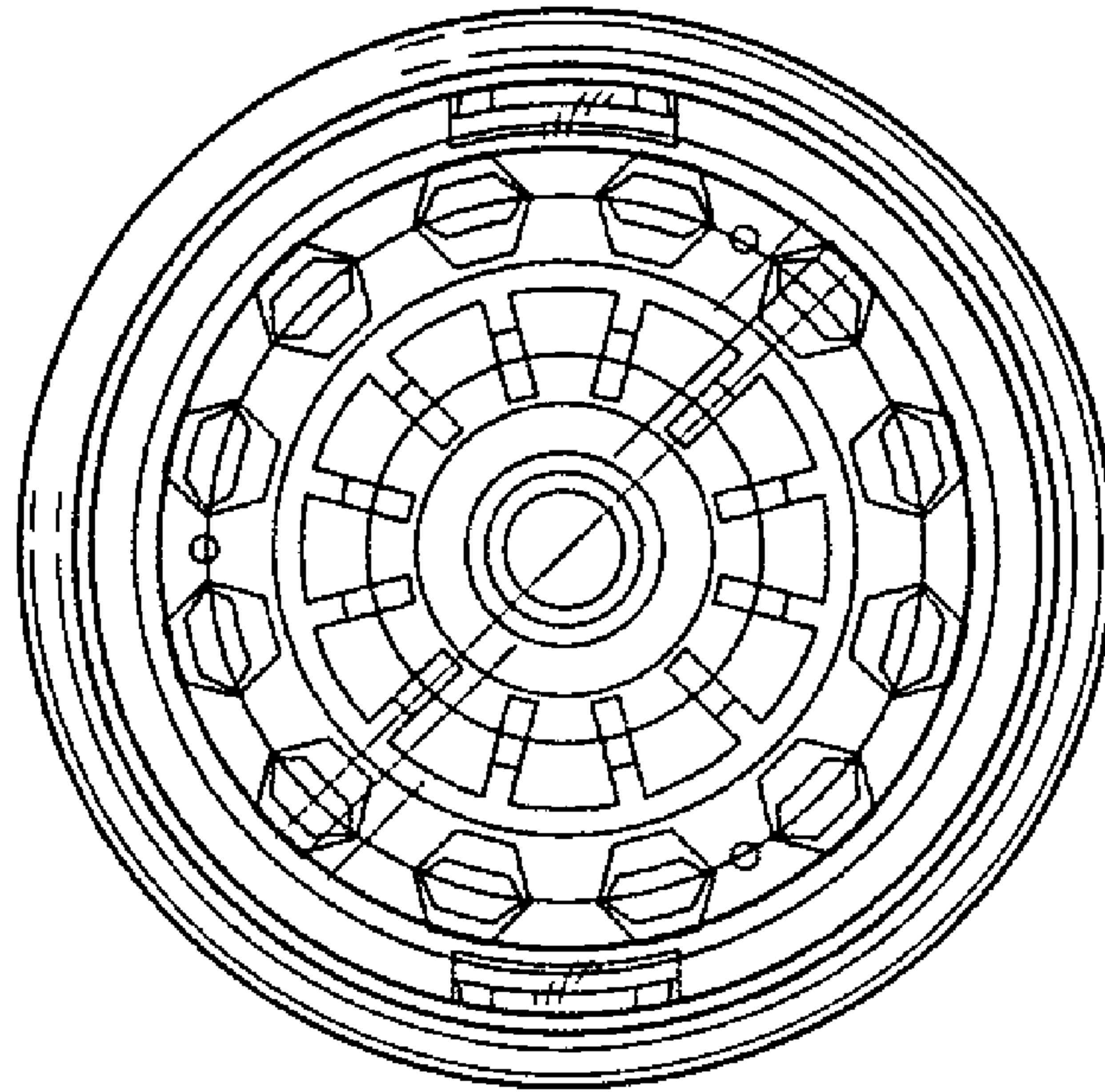


FIG. 6

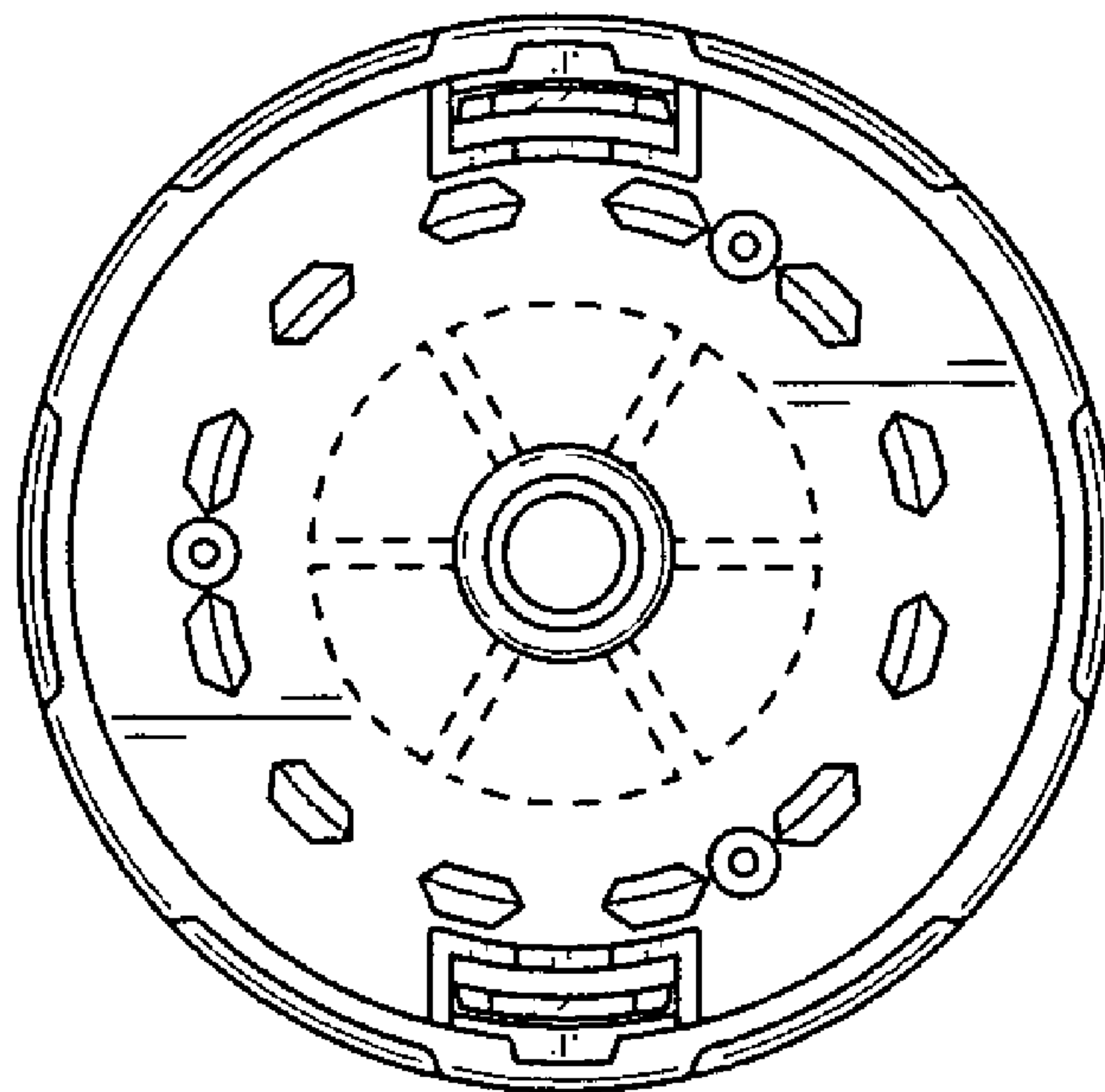


FIG. 7