



US00D659392S

(12) **United States Design Patent**  
**Dolce et al.**

(10) **Patent No.:** **US D659,392 S**

(45) **Date of Patent:** **\*\* May 15, 2012**

(54) **HANDBAG**

(75) Inventors: **Domenico Dolce**, Milan (IT); **Stefano Gabbana**, Milan (IT)

(73) Assignee: **Dolce & Gabbana S.r.l.**, Milan MI (IT)

(\*\*) Term: **14 Years**

(21) Appl. No.: **29/371,383**

(22) Filed: **Jan. 26, 2011**

(30) **Foreign Application Priority Data**

Sep. 29, 2010 (EM) ..... 001761263

(51) **LOC (9) Cl.** ..... **03-01**

(52) **U.S. Cl.** ..... **D3/245**

(58) **Field of Classification Search** ..... D3/232–233,  
D3/240–246, 318; 150/100, 103–110, 113–114,  
150/118–119

See application file for complete search history.

(56) **References Cited**

**U.S. PATENT DOCUMENTS**

D501,600 S \* 2/2005 Guyon ..... D3/246  
D534,348 S \* 1/2007 Guyon ..... D3/243  
D559,536 S \* 1/2008 Gonzalez ..... D3/232

D574,613 S \* 8/2008 Gerbi ..... D3/246  
D578,755 S \* 10/2008 Gonzalez ..... D3/246  
D583,148 S \* 12/2008 Stulman ..... D3/232  
D609,466 S \* 2/2010 Stulman ..... D3/232

\* cited by examiner

*Primary Examiner* — Holly Baynham

(74) *Attorney, Agent, or Firm* — Jacobson Holman PLLC

(57) **CLAIM**

The ornamental design for a handbag, as shown and described.

**DESCRIPTION**

FIG. 1 is an enlarged perspective view of the handbag showing our new design;

FIG. 2 is a reduced scale front elevational view of the handbag;

FIG. 3 is a rear elevational view of the handbag;

FIG. 4 is an elevational view of the left side of the handbag;

FIG. 5 is an elevational view of the right side of the handbag;

FIG. 6 is a top plan view with the handles rotated downwards to show the specifics of the top of the handbag; and,

FIG. 7 is a bottom view of the handbag.

The broken lines showing the shoulder strap are for the purposes of illustrating environment and form no part of the claimed design.

**1 Claim, 4 Drawing Sheets**





Fig. 1



Fig. 2



Fig. 3

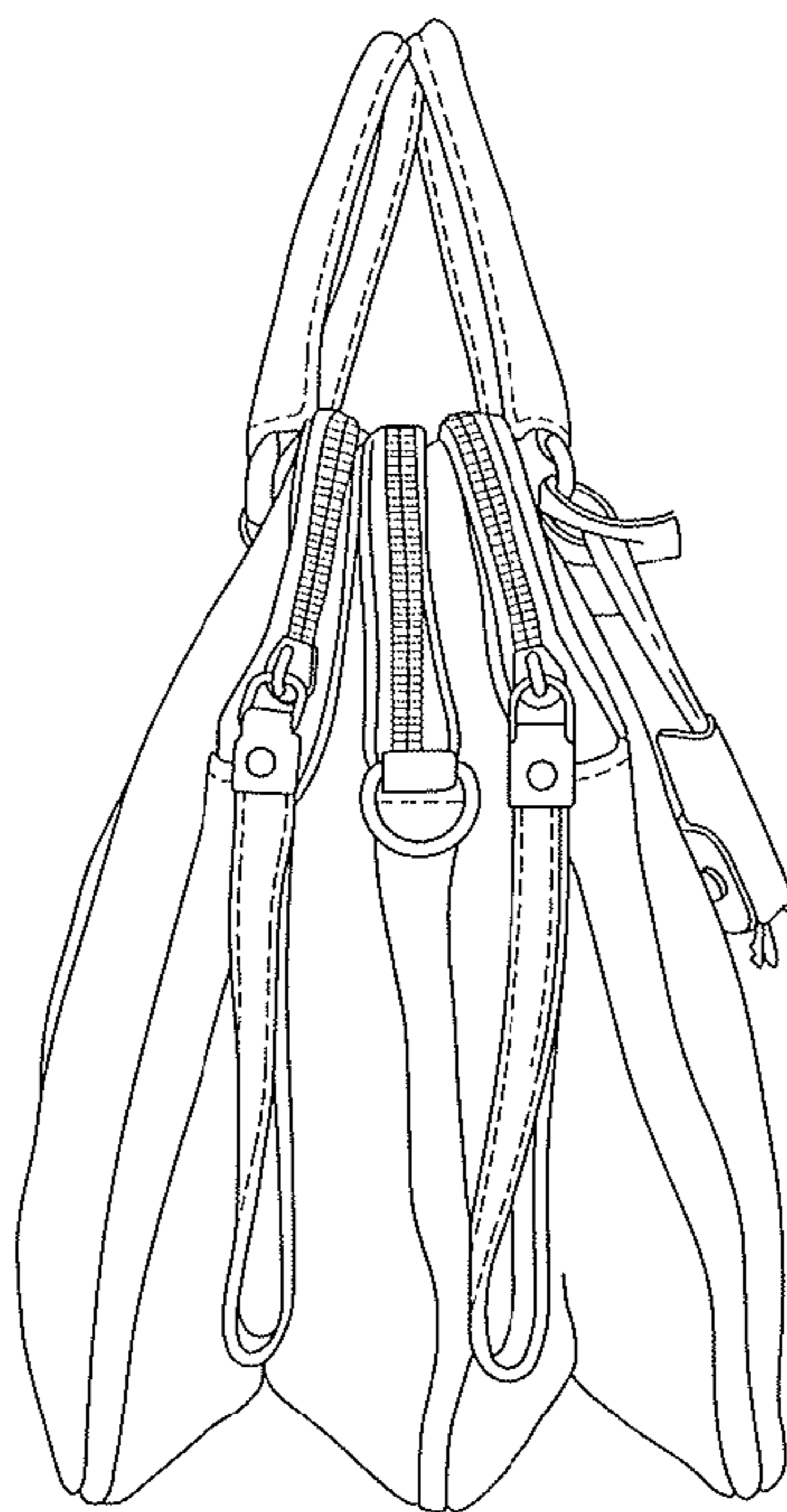


Fig. 4

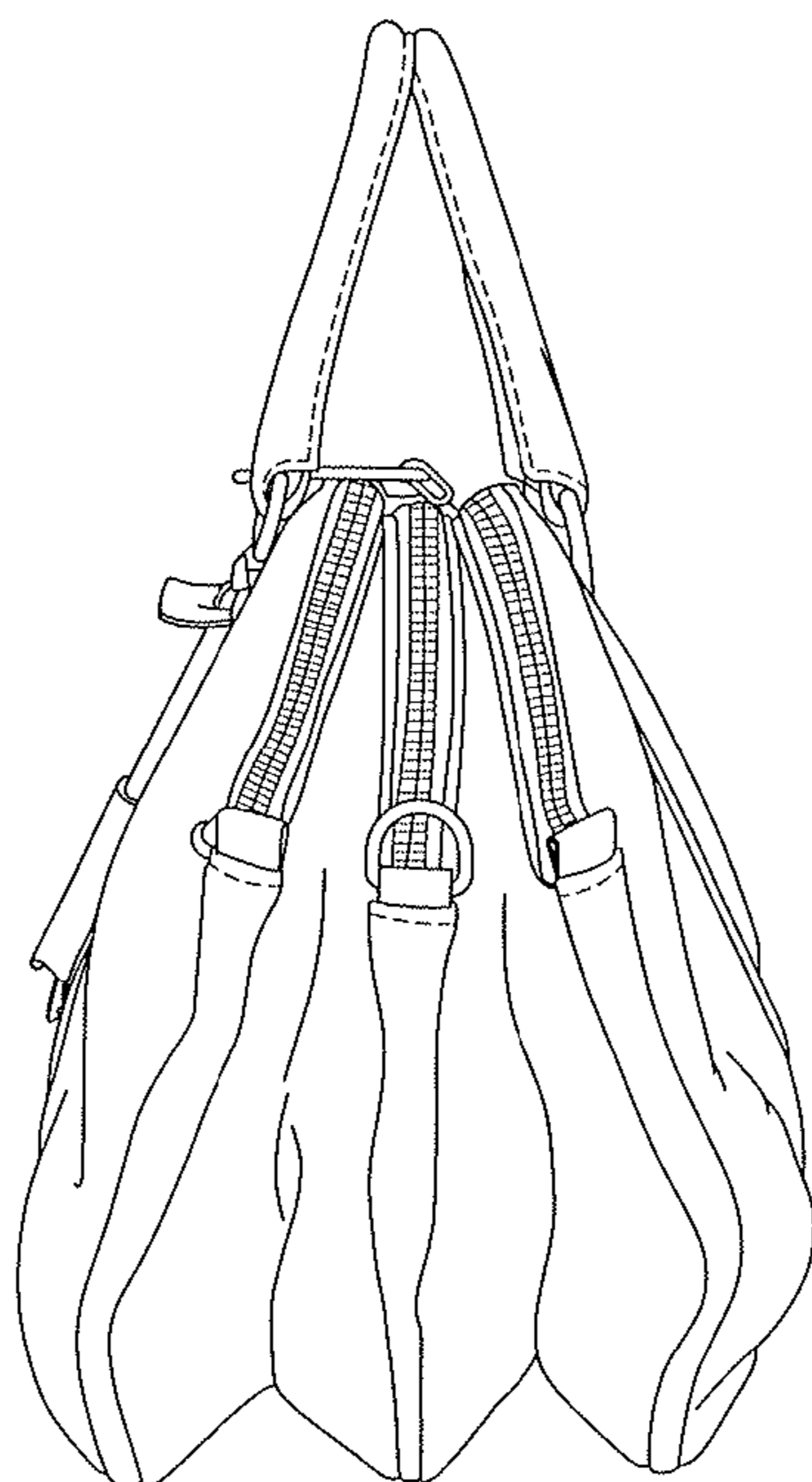


Fig. 5

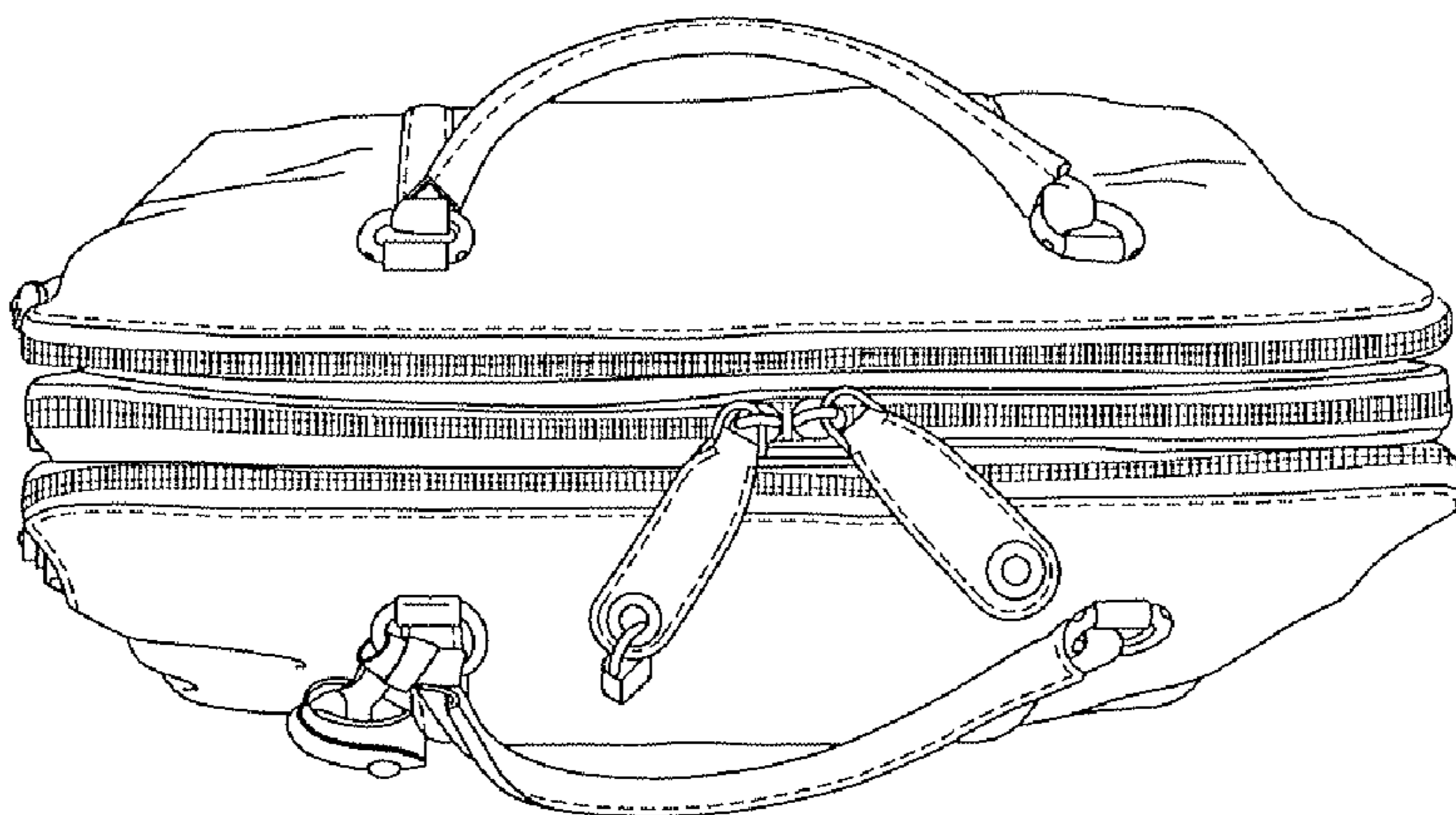


Fig. 6

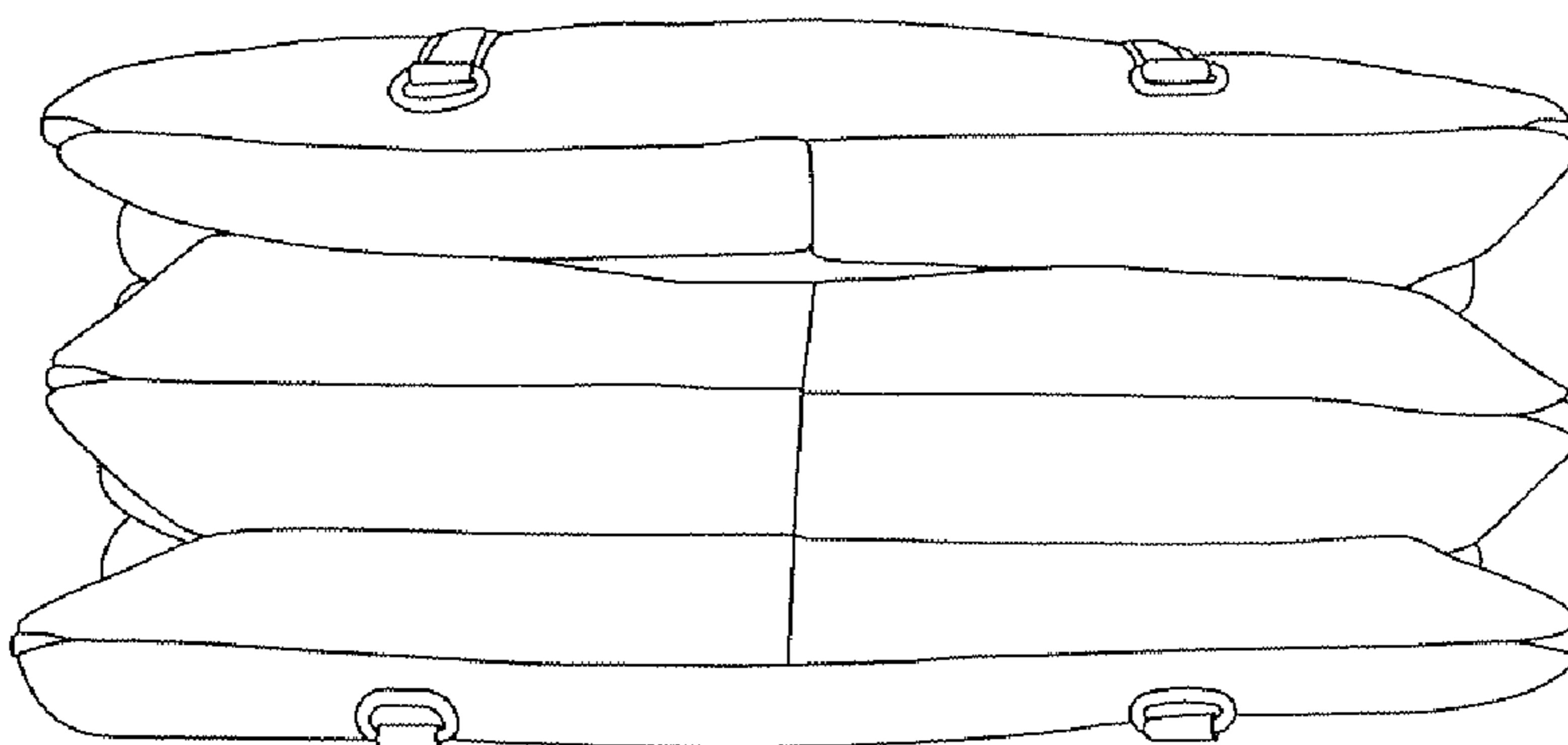


Fig. 7