



US00D659386S

(12) **United States Design Patent**
Maier

(10) **Patent No.:** **US D659,386 S**

(45) **Date of Patent:** **** May 15, 2012**

(54) **HANDBAG**

D445,567 S * 7/2001 Imbert D3/246
D510,661 S * 10/2005 Suppancig D3/246
D580,165 S * 11/2008 Pavlou D3/245

(75) Inventor: **Tomas Maier**, Delray Beach, FL (US)

(73) Assignee: **Bottega Veneta International S.A.R.L.**,
Luxembourg (LU)

(**) Term: **14 Years**

(21) Appl. No.: **29/349,525**

(22) Filed: **Apr. 12, 2010**

(30) **Foreign Application Priority Data**

Oct. 12, 2009 (EM) 001622333

(51) **LOC (9) Cl.** **03-01**

(52) **U.S. Cl.** **D3/232**

(58) **Field of Classification Search** D3/232-233,
D3/240-246, 318, 324; 150/100, 103-110,
150/113-114, 118-119

See application file for complete search history.

(56) **References Cited**

U.S. PATENT DOCUMENTS

D433,803 S * 11/2000 Haapala D3/246
D439,041 S * 3/2001 Guyon D3/246

FOREIGN PATENT DOCUMENTS

JP 0036562 6/2007

* cited by examiner

Primary Examiner — Holly H Baynham

(74) *Attorney, Agent, or Firm* — Pollack, P.C.

(57) **CLAIM**

I claim the ornamental design for a handbag, substantially as shown and described.

DESCRIPTION

FIG. 1 is a perspective view of a handbag showing my new design.

FIG. 2 is a front view of the handbag shown in FIG. 1;

FIG. 3 is a rear view of the handbag set forth in FIG. 1


FIG. 4 is a side view of the handbag illustrated in FIG. 1;

FIG. 5 is an opposite side view of the handbag shown in FIG. 4;

FIG. 6 is a plan view of the handbag illustrated in FIG. 1; and,

FIG. 7 is a bottom view of the handbag set forth in FIG. 1.

1 Claim, 7 Drawing Sheets






FIG. 1



FIG. 2




FIG. 3



FIG. 4




FIG. 5




FIG. 6




FIG. 7