



US00D659381S

(12) **United States Design Patent**  
**Fahrendorff et al.**

(10) **Patent No.:** **US D659,381 S**

(45) **Date of Patent:** **\*\* \*May 15, 2012**

(54) **HANDHELD ELECTRONIC DEVICE CASE**

(56) **References Cited**

(75) Inventors: **Anders Fahrendorff**, Kanata (CA);  
**Andrew David Lowe**, Ottawa (CA);  
**Todd Andrew Wood**, Guelph (CA)

U.S. PATENT DOCUMENTS

2,650,700	A	*	9/1953	Wolf	.....	206/5
2,725,914	A	*	12/1955	Daum	.....	206/5
D265,020	S	*	6/1982	Silton	.....	D3/226
D475,850	S	*	6/2003	Andre et al.	.....	D3/218
D498,920	S	*	11/2004	Ambrose	.....	D3/219
D508,316	S	*	8/2005	Tsai	.....	D3/218

(73) Assignee: **Research In Motion Limited**, Waterloo,  
Ontario (CA)

\* cited by examiner

(\*) Notice: This patent is subject to a terminal disclaimer.

*Primary Examiner* — Catheri Oliver

(\*\*) Term: **14 Years**

(57) **CLAIM**

We claim the ornamental design for a handheld electronic device case, as shown and described.

(21) Appl. No.: **29/360,179**

**DESCRIPTION**

(22) Filed: **Apr. 21, 2010**

FIG. 1 is a front perspective view of a handheld electronic device case;

(51) **LOC (9) Cl.** ..... **03-01**

FIG. 2 is a rear perspective view of the handheld electronic device case;

(52) **U.S. Cl.** ..... **D3/218**

FIG. 3 is a rear elevation view thereof;

(58) **Field of Classification Search** ..... D3/218,

FIG. 4 is a left elevation view thereof;

D3/201, 215, 219, 226, 269, 272-273, 247-249,

FIG. 5 is a right elevation view thereof.

D3/303; 206/5, 6.1, 305, 320; 224/250,

FIG. 6 is a front elevation view thereof;

224/666, 674-677, 680-683, 240, 901; 455/90,

FIG. 7 is a bottom plan view thereof; and,

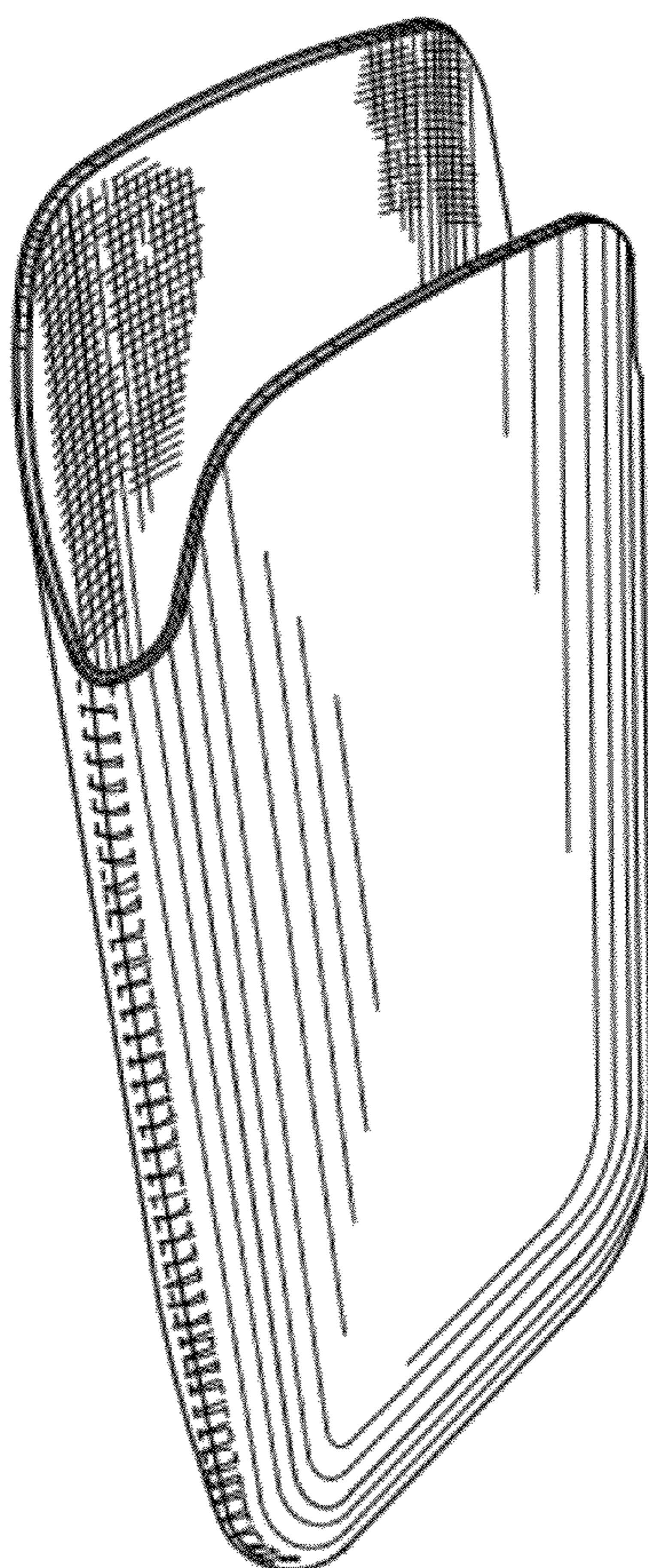
455/92, 42; 379/455; D14/496, 156, 138,

FIG. 8 is a top plan view thereof.

D14/250, 253

See application file for complete search history.

**1 Claim, 4 Drawing Sheets**



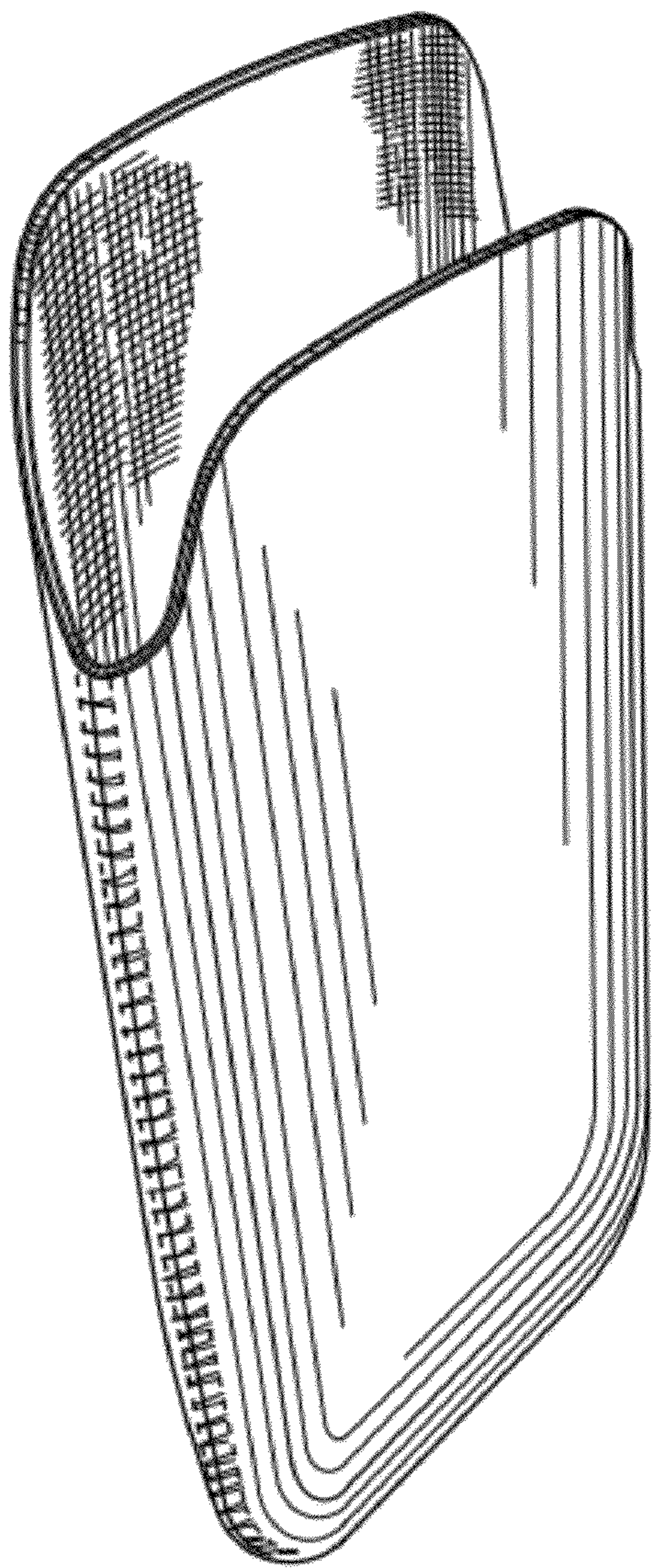


FIG. 1

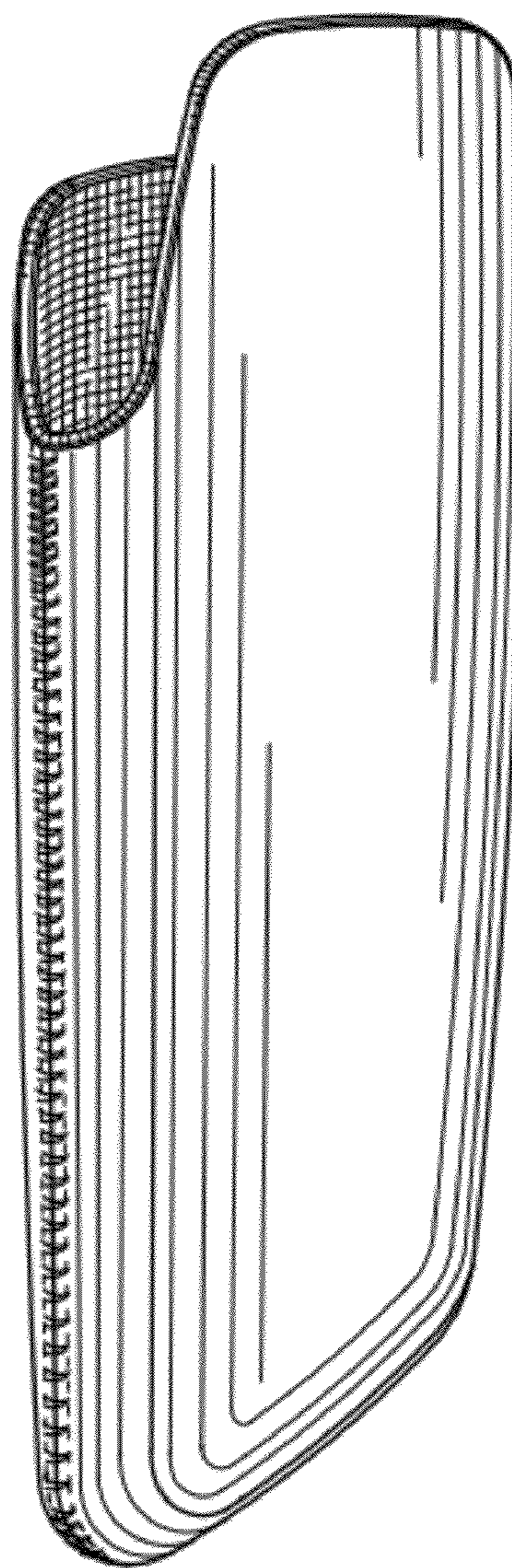


FIG. 2

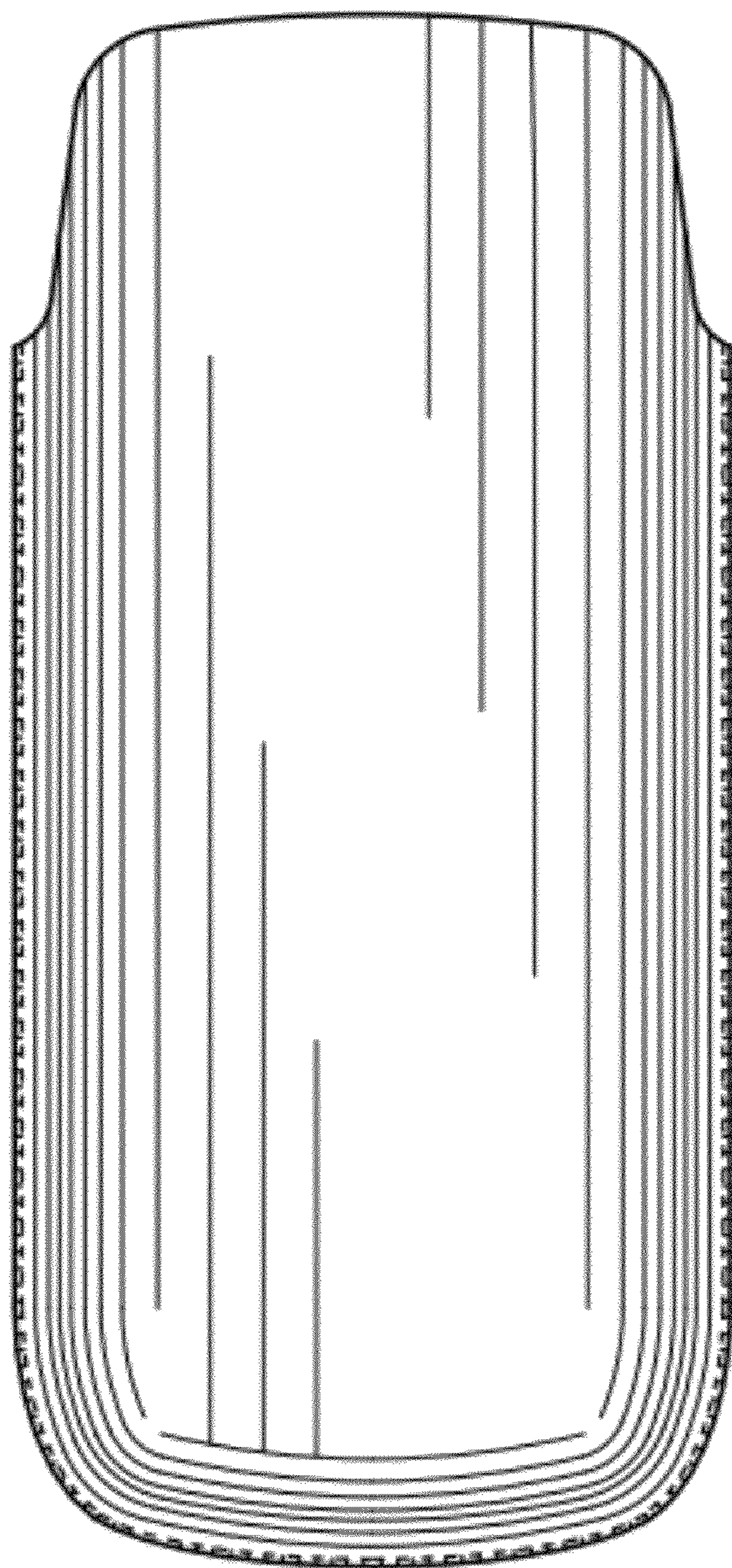


FIG. 3




FIG. 4




FIG. 5




FIG. 6

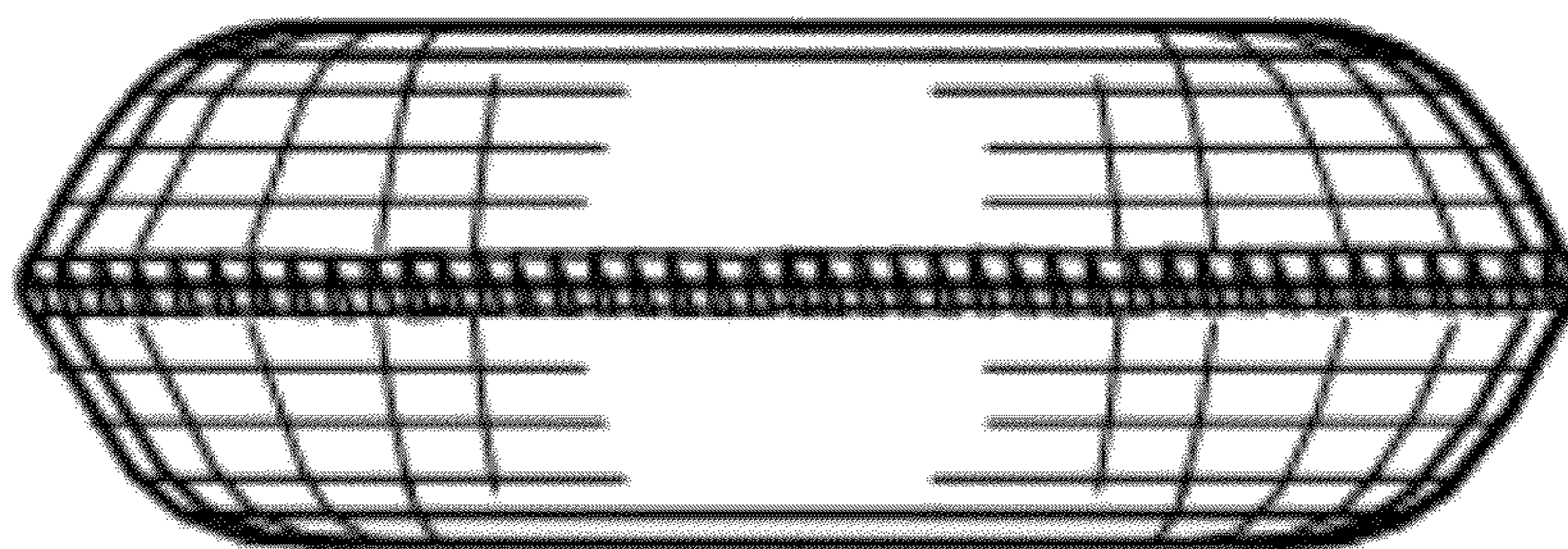


FIG. 7

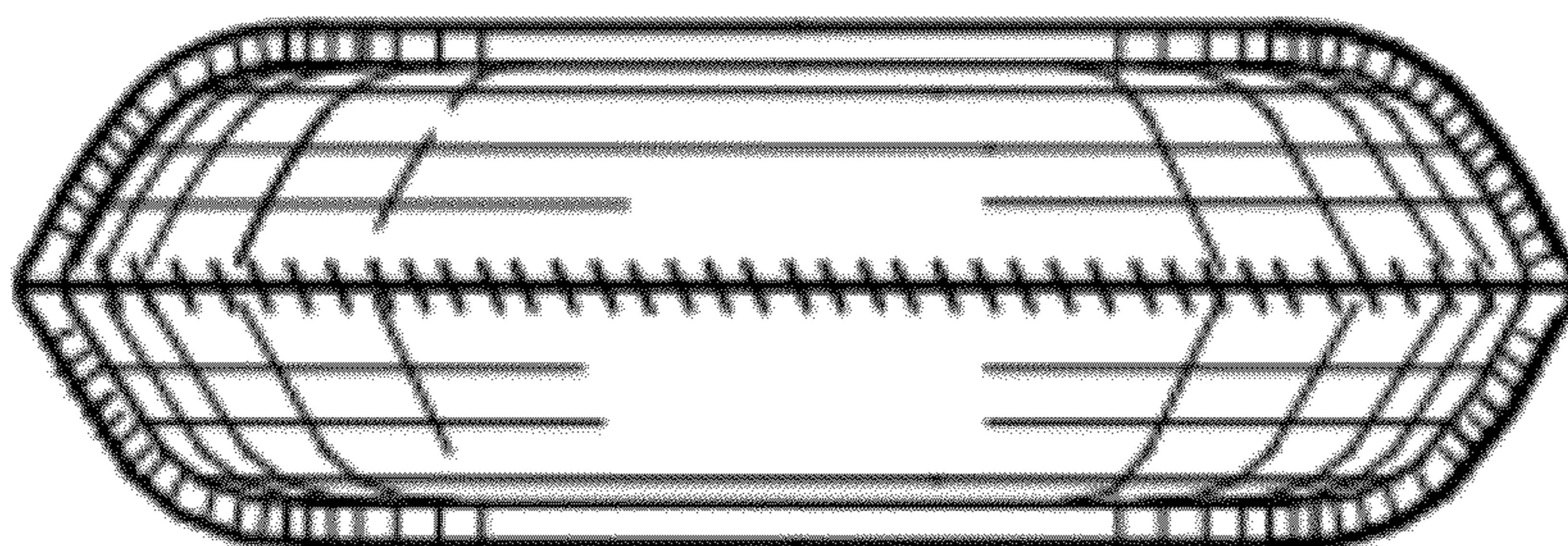


FIG. 8