



US00D659378S

(12) **United States Design Patent**  
**Loverin**

(10) **Patent No.:** **US D659,378 S**

(45) **Date of Patent:** **\*\* May 15, 2012**

(54) **ARTICLES OF FOOTWEAR**

(75) Inventor: **Marc Loverin**, Scituate, MA (US)

(73) Assignee: **SRL, LLC**, Lexington, MA (US)

(\*\*) Term: **14 Years**

(21) Appl. No.: **29/378,601**

(22) Filed: **Nov. 5, 2010**

(51) **LOC (9) Cl.** ..... **02-99**

(52) **U.S. Cl.** ..... **D2/978; D2/897; D2/900; D2/946**

(58) **Field of Classification Search** ..... D2/896,  
D2/897, 900, 902, 906-908, 923, 943, 944,  
D2/946, 969, 972-974, 978; 36/45-49, 50.1,  
36/77 M, 77 R, 83, 88, 113, 114, 126-131,  
36/25 R-25 A

See application file for complete search history.

(56) **References Cited**

**U.S. PATENT DOCUMENTS**

D49,604 S *	9/1916	Gentile	.....	D2/943
D267,441 S	1/1983	Clarvit		
D272,962 S *	3/1984	Clarvit	.....	D2/900
D272,964 S *	3/1984	Muller Feigelstock	.....	D2/902
4,486,965 A *	12/1984	Friton	.....	36/50.1
4,642,914 A	2/1987	Caldeira		
D301,935 S	7/1989	Jonah		
D342,824 S	1/1994	Bevier et al.		
D388,499 S *	12/1997	Lucas	.....	D2/972
D388,940 S *	1/1998	Barker	.....	D2/907
D405,242 S	2/1999	Gillespie		
D451,664 S *	12/2001	Nguyen	.....	D2/973
D453,412 S	2/2002	Nguyen		
D455,004 S	4/2002	Nguyen		

6,745,500 B2 *	6/2004	Suzuki et al.	.....	36/50.1
D560,893 S *	2/2008	Belley et al.	.....	D2/969
D561,449 S *	2/2008	James	.....	D2/969
D567,496 S *	4/2008	Belley et al.	.....	D2/969
D580,153 S	11/2008	Evans et al.		
7,500,323 B2	3/2009	Rasmussen		
D605,841 S *	12/2009	Andersen et al.	.....	D2/969
D606,734 S	12/2009	Andersen et al.		
2003/0029057 A1	2/2003	Suzuki et al.		
2007/0033836 A1	2/2007	Rasmussen		

\* cited by examiner

*Primary Examiner* — Dominic Simone

(74) *Attorney, Agent, or Firm* — Honigman Miller Schwartz and Cohn LLP

(57) **CLAIM**


The ornamental design for articles of footwear, as shown and described.

**DESCRIPTION**

FIG. 1 is a front perspective view of one article of a pair of articles of footwear, showing my new design; FIG. 2 is a front view of the article of footwear of FIG. 1; FIG. 3 is a rear view of the article of footwear of FIG. 1; FIG. 4 is a left side view of the article of footwear of FIG. 1; FIG. 5 is a right side view of the article of footwear of FIG. 1; FIG. 6 is a top plan view of the article of footwear of FIG. 1; and, FIG. 7 is a bottom plan view of the article of footwear of FIG. 1.

The drawings show the design of an article of footwear suitable for being worn on a left foot. The ornamental design also includes the mirror images of drawings, i.e., the design of an article of footwear suitable for being worn on the right foot.

**1 Claim, 6 Drawing Sheets**



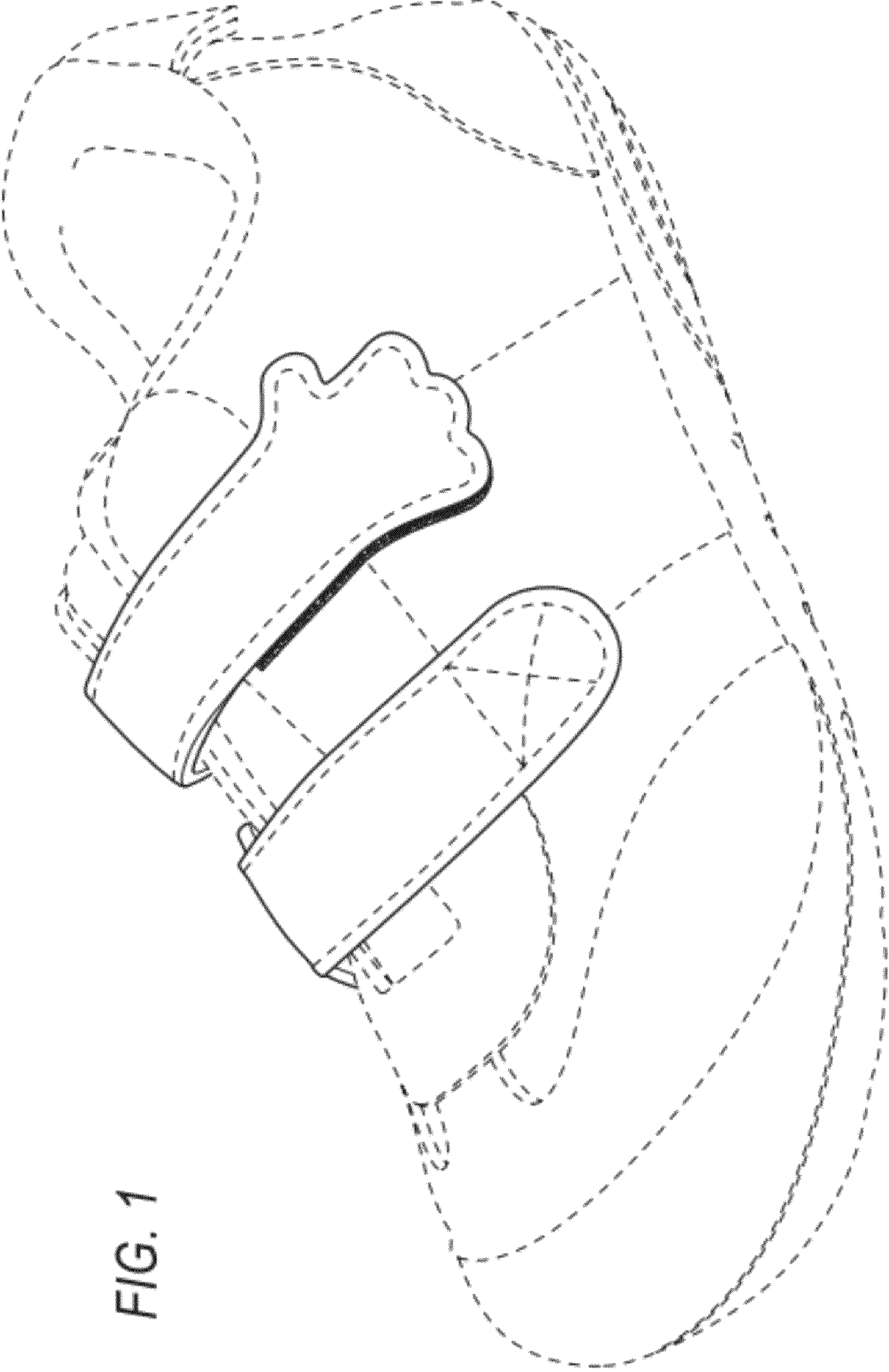


FIG. 1

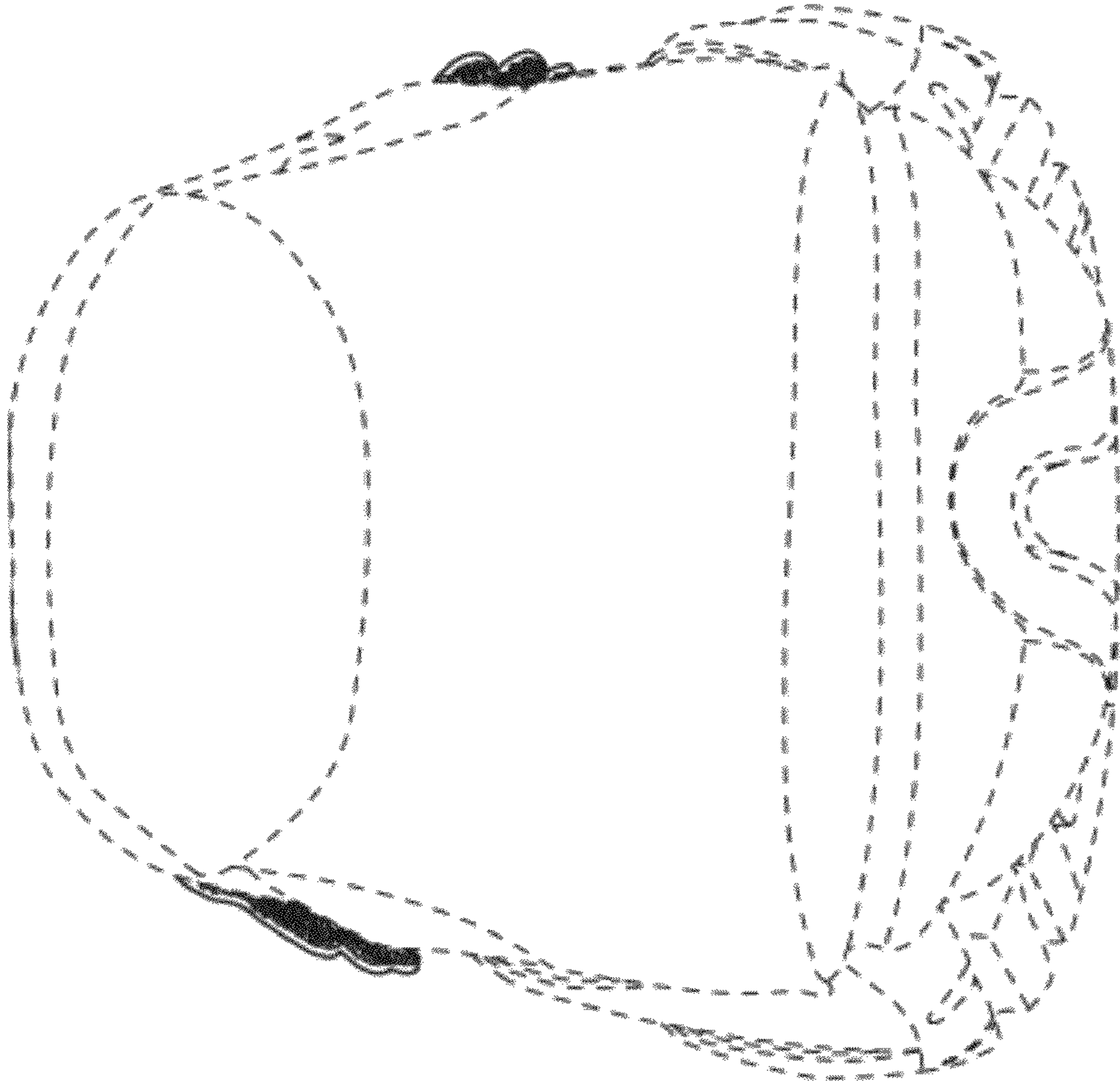


FIG. 3

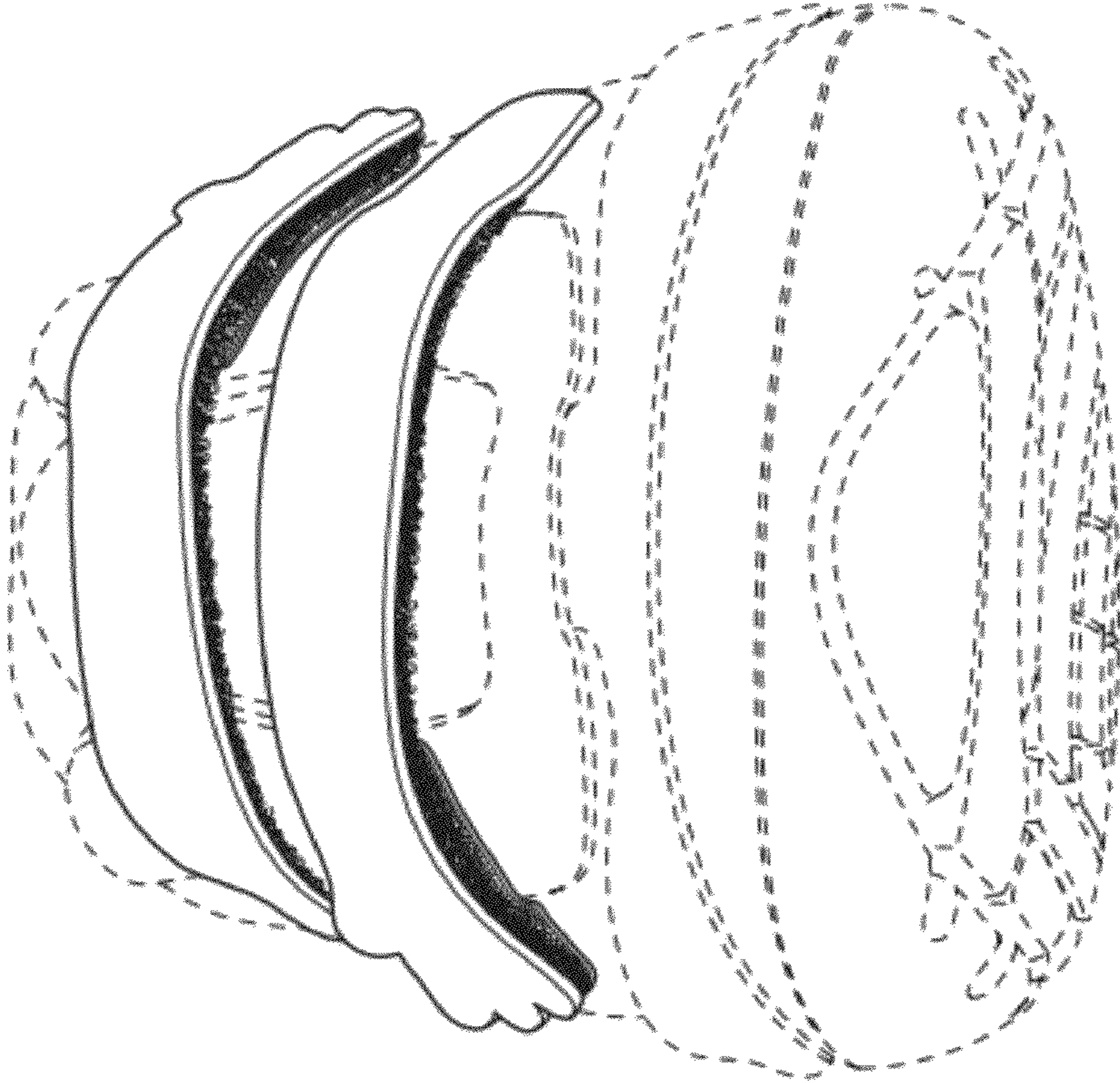


FIG. 2

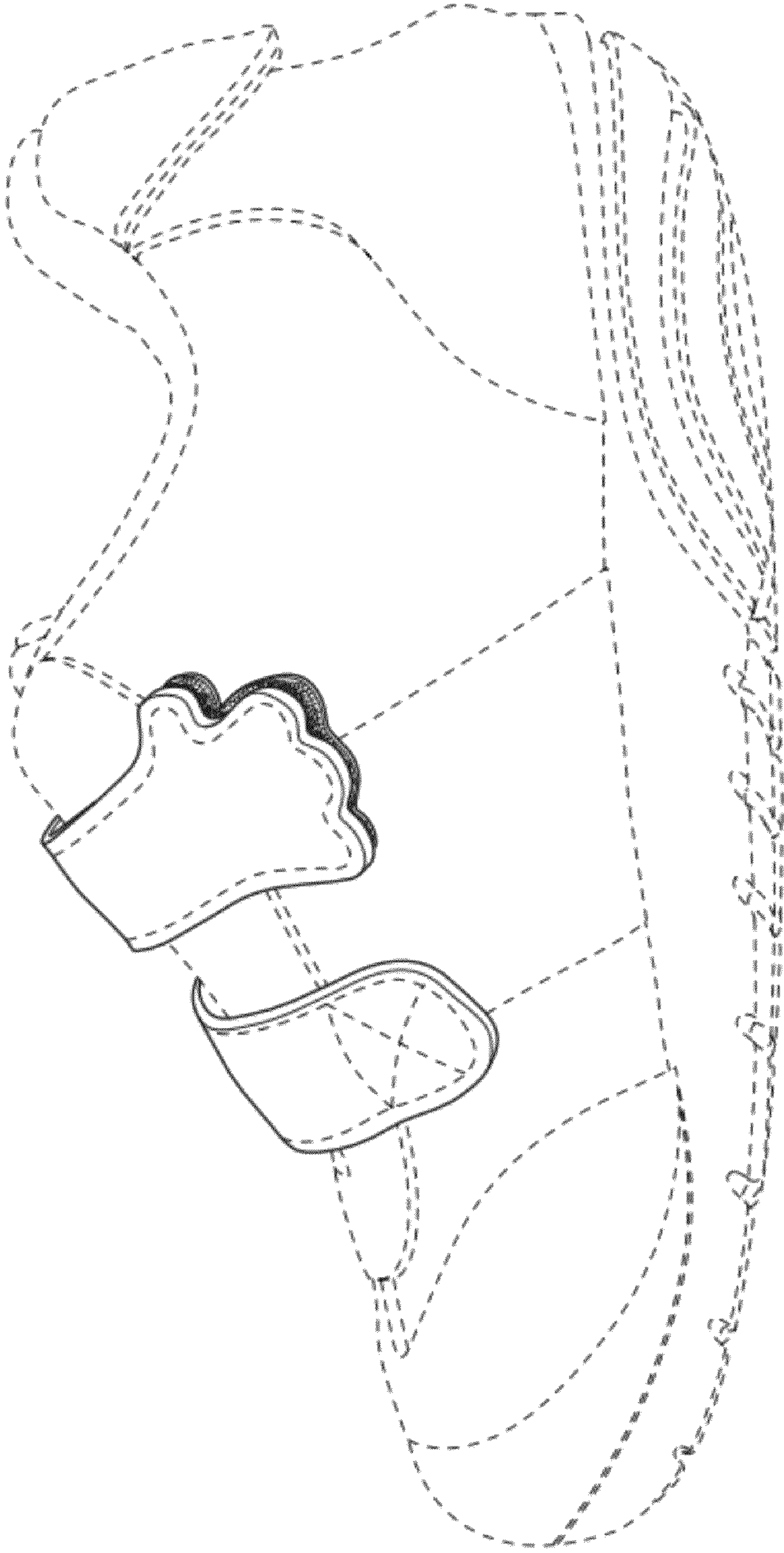


FIG. 4

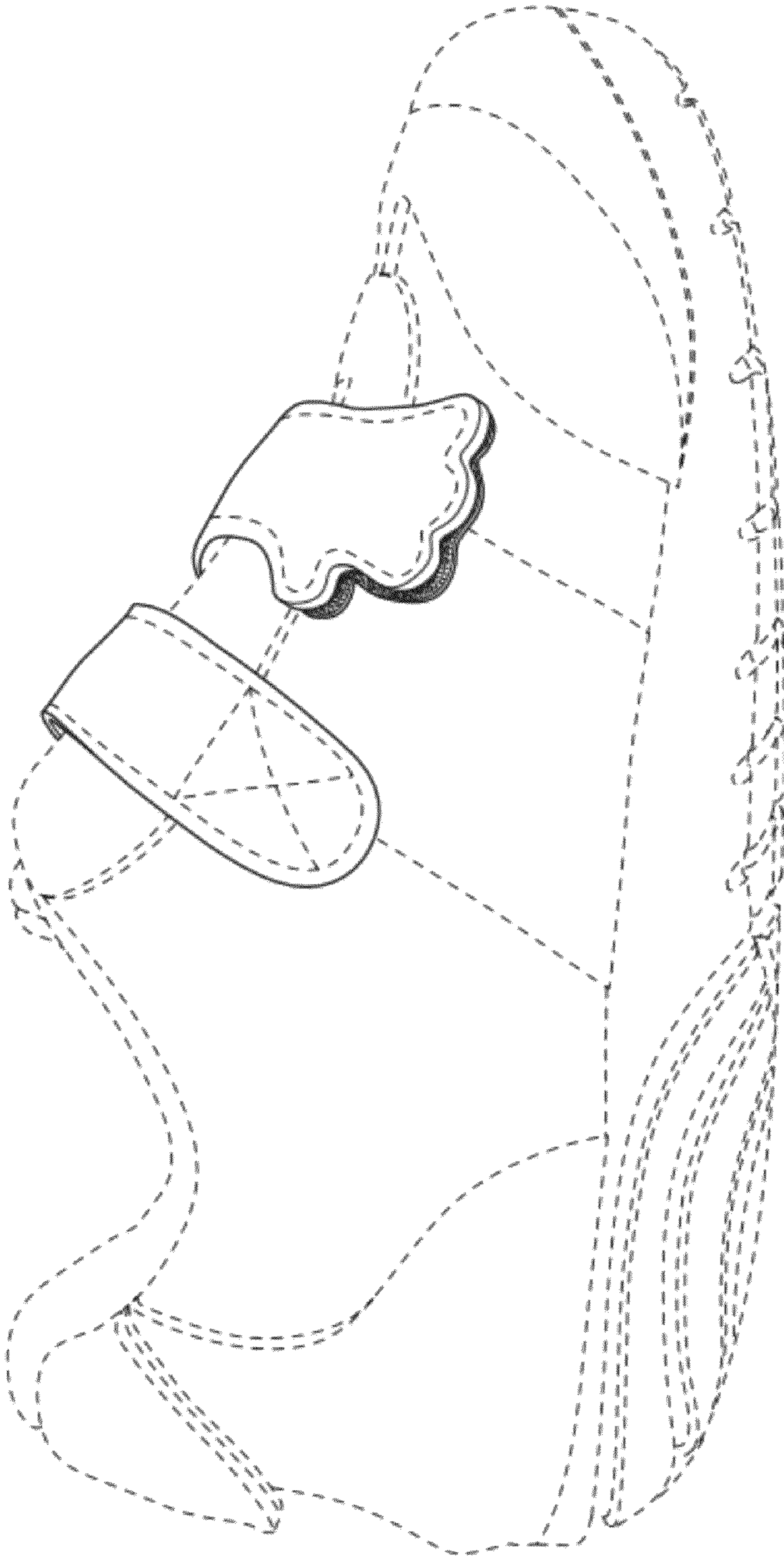


FIG. 5

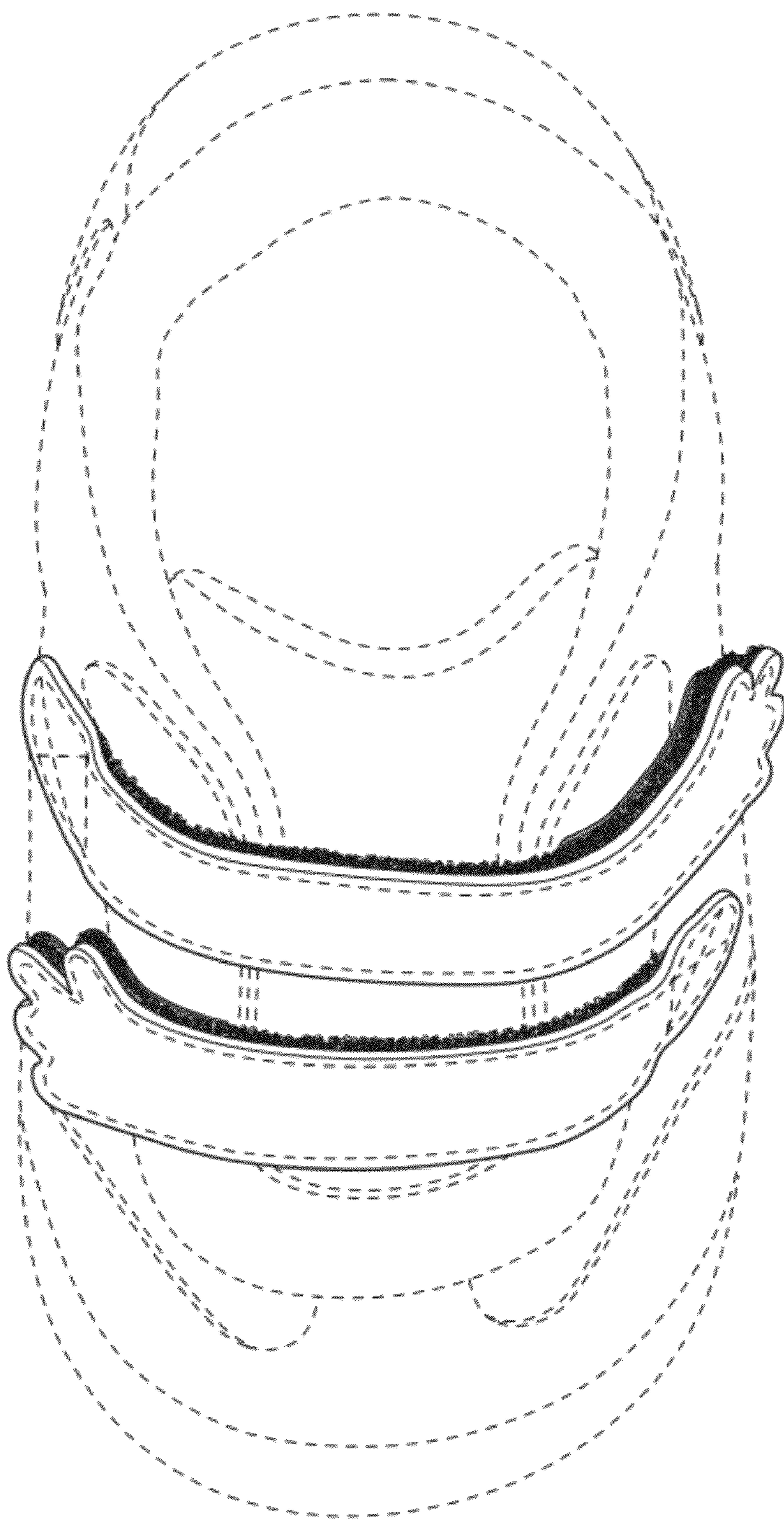


FIG. 6

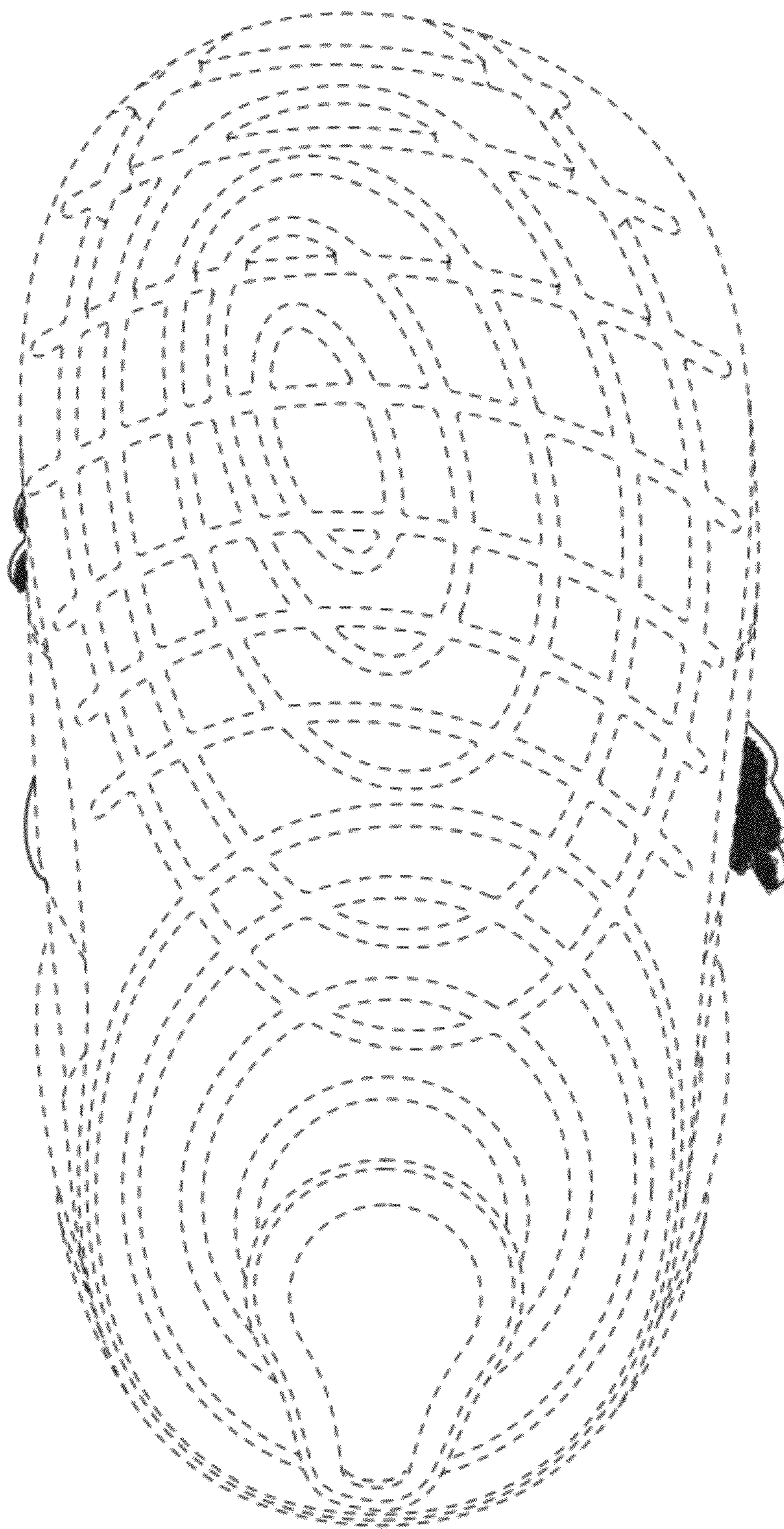


FIG. 7