



US00D659366S

(12) **United States Design Patent**
Madvin

(10) **Patent No.:** **US D659,366 S**

(45) **Date of Patent:** **** May 15, 2012**

(54) **SHOE INSOLE**

(76) **Inventor:** **Jeremy Madvin, Westlake, CA (US)**

(**) **Term:** **14 Years**

(21) **Appl. No.:** **29/388,729**

(22) **Filed:** **Mar. 31, 2011**

(51) **LOC (9) Cl.** **02-04**

(52) **U.S. Cl.** **D2/961; D2/954**

(58) **Field of Classification Search** D2/914,
D2/946-962; 36/43, 44, 71, 88, 91-94, 100,
36/101, 126, 136, 145, 154, 173; D24/211-212;
601/19, 22, 28

See application file for complete search history.

D555,336 S *	11/2007	Earle	D2/946
D555,889 S *	11/2007	Anders et al.	D2/961
D565,286 S *	4/2008	McClaskie	D2/955
D576,780 S *	9/2008	Jolicoeur	D2/961
D591,494 S *	5/2009	Jolicoeur	D2/961
7,703,219 B2 *	4/2010	Beck	36/44

* cited by examiner

Primary Examiner — Stella Reid

Assistant Examiner — Keli L Hill

(74) *Attorney, Agent, or Firm* — QuickPatents, Inc.; Kevin Prince

(57) **CLAIM**

I claim the ornamental design for a shoe insole, as shown and described.

DESCRIPTION

FIG. 1 is a perspective view of a shoe insole, showing my new design;

FIG. 2 is cross-sectional view taken in the direction of line 2-2 in FIG. 1;

FIG. 3 is a front elevational view thereof;

FIG. 4 is a rear elevational view thereof;

FIG. 5 is a left-side elevational view thereof;

FIG. 6 is a right-side elevational view thereof;

FIG. 7 is a top plan view thereof; and,

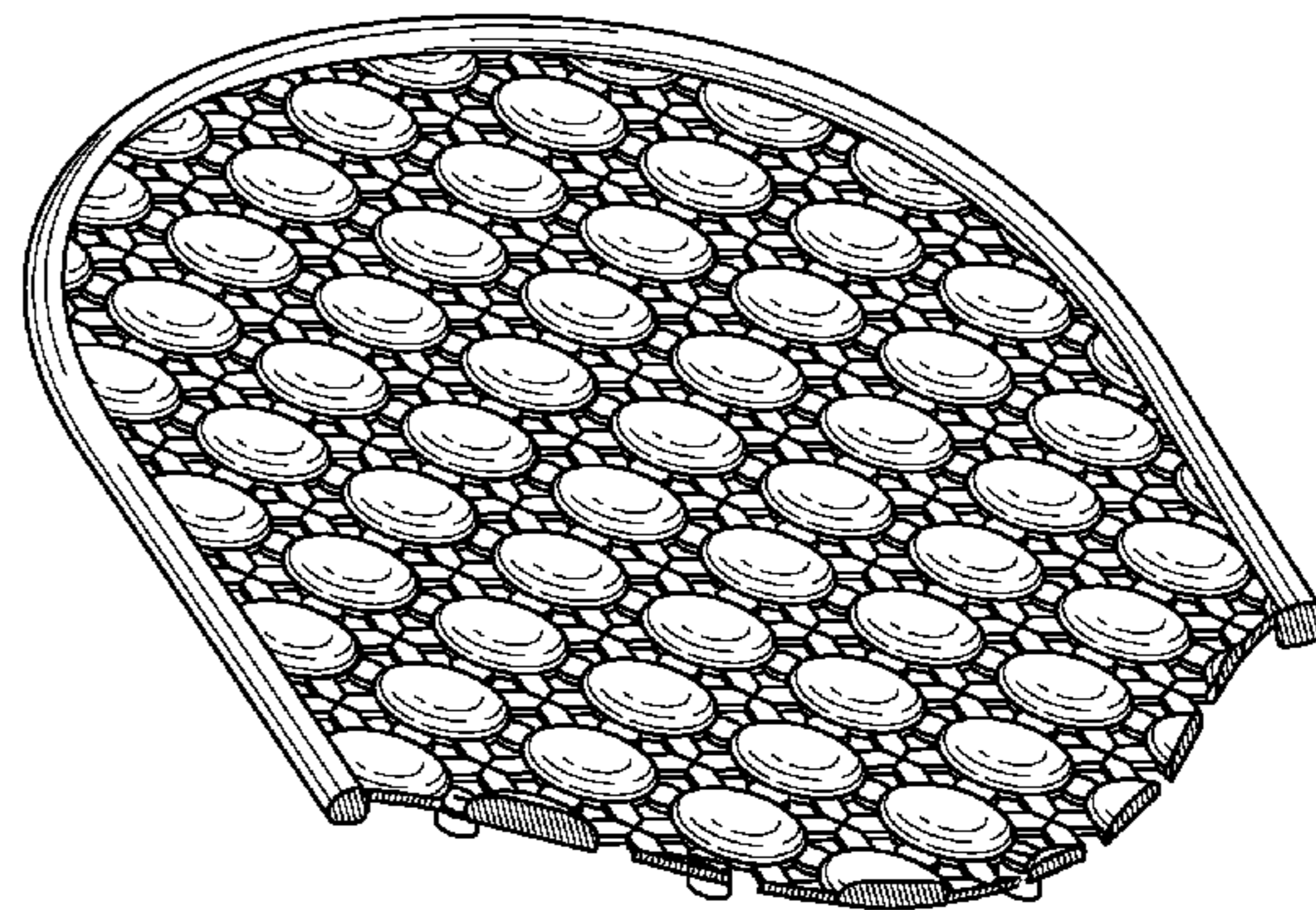
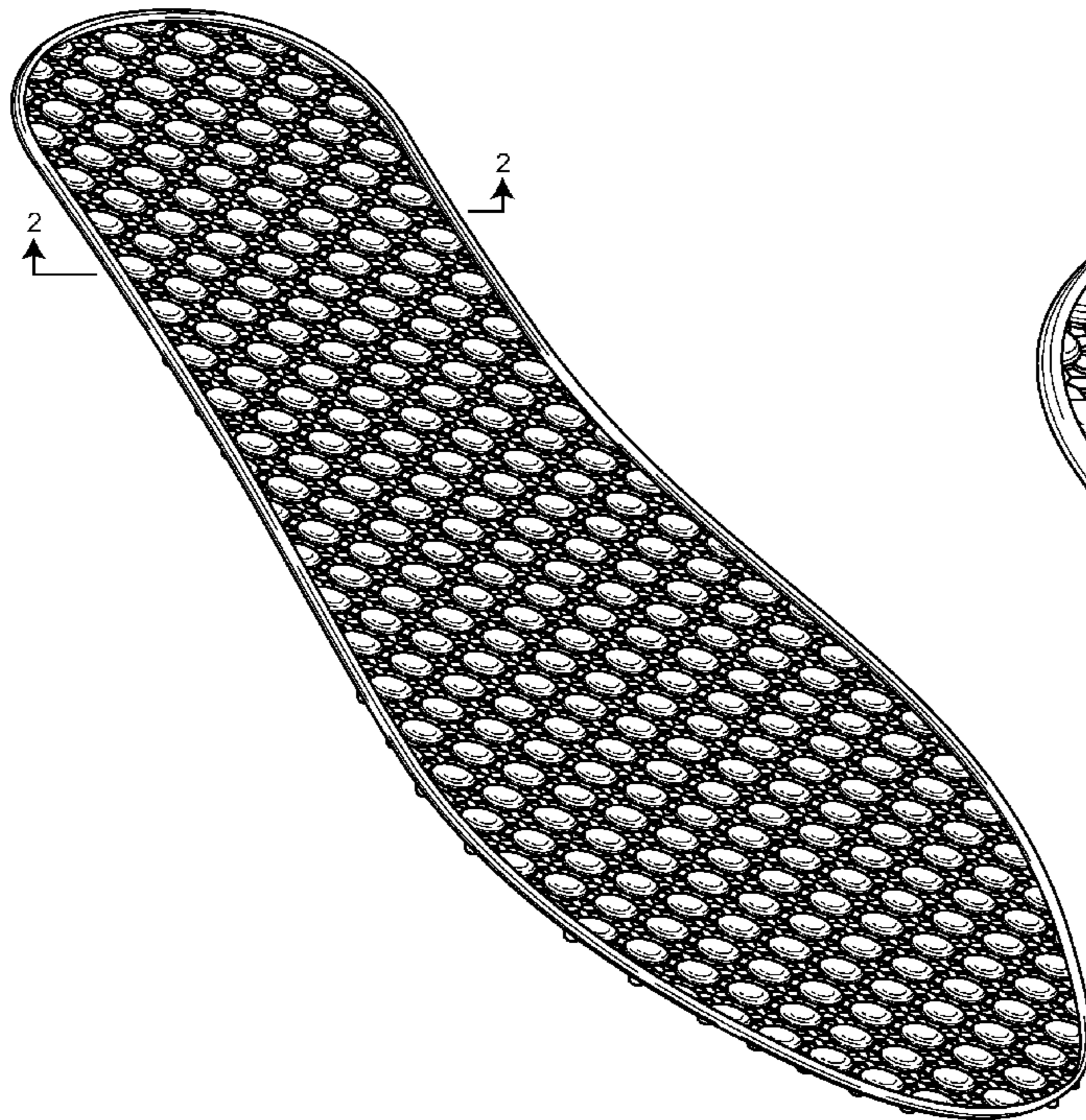
FIG. 8 is a bottom plan view thereof.

1 Claim, 4 Drawing Sheets

(56) **References Cited**

U.S. PATENT DOCUMENTS

D194,255 S *	12/1962	Altmeyer et al.	D24/212
D255,178 S *	6/1980	Fuzita	D2/953
D336,977 S *	7/1993	Sensi	D2/961
D373,896 S *	9/1996	Parker	D2/954
D376,895 S *	12/1996	Cook	D2/916
D399,041 S *	10/1998	Teague	D2/954
D406,649 S *	3/1999	Miyake	D24/212
6,138,383 A *	10/2000	Steinke et al.	36/44
D471,001 S	3/2003	Beck	
D475,792 S *	6/2003	Robbins, III	D24/212
D504,178 S *	4/2005	Zolotnik	D24/213



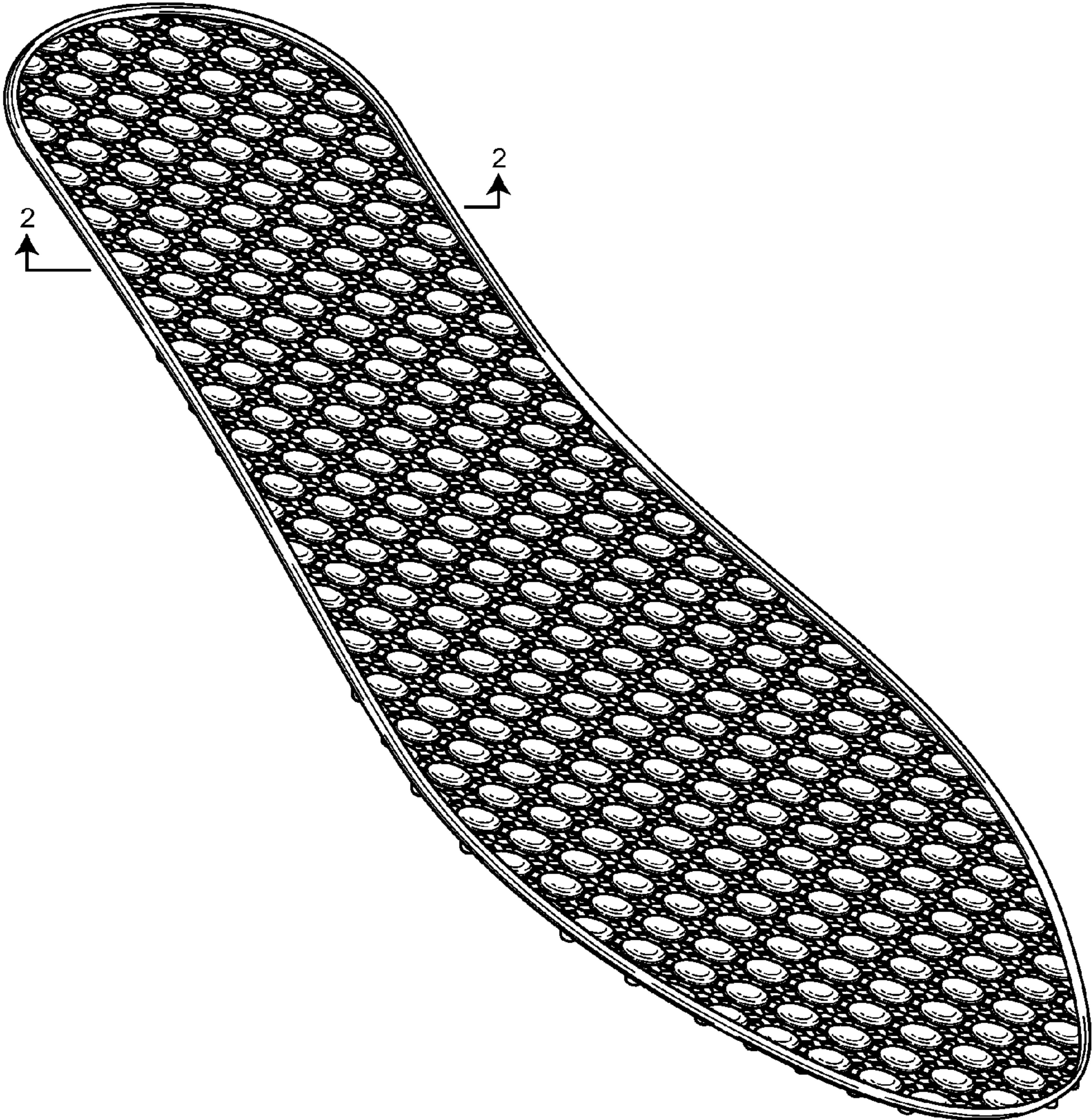


FIG. 1

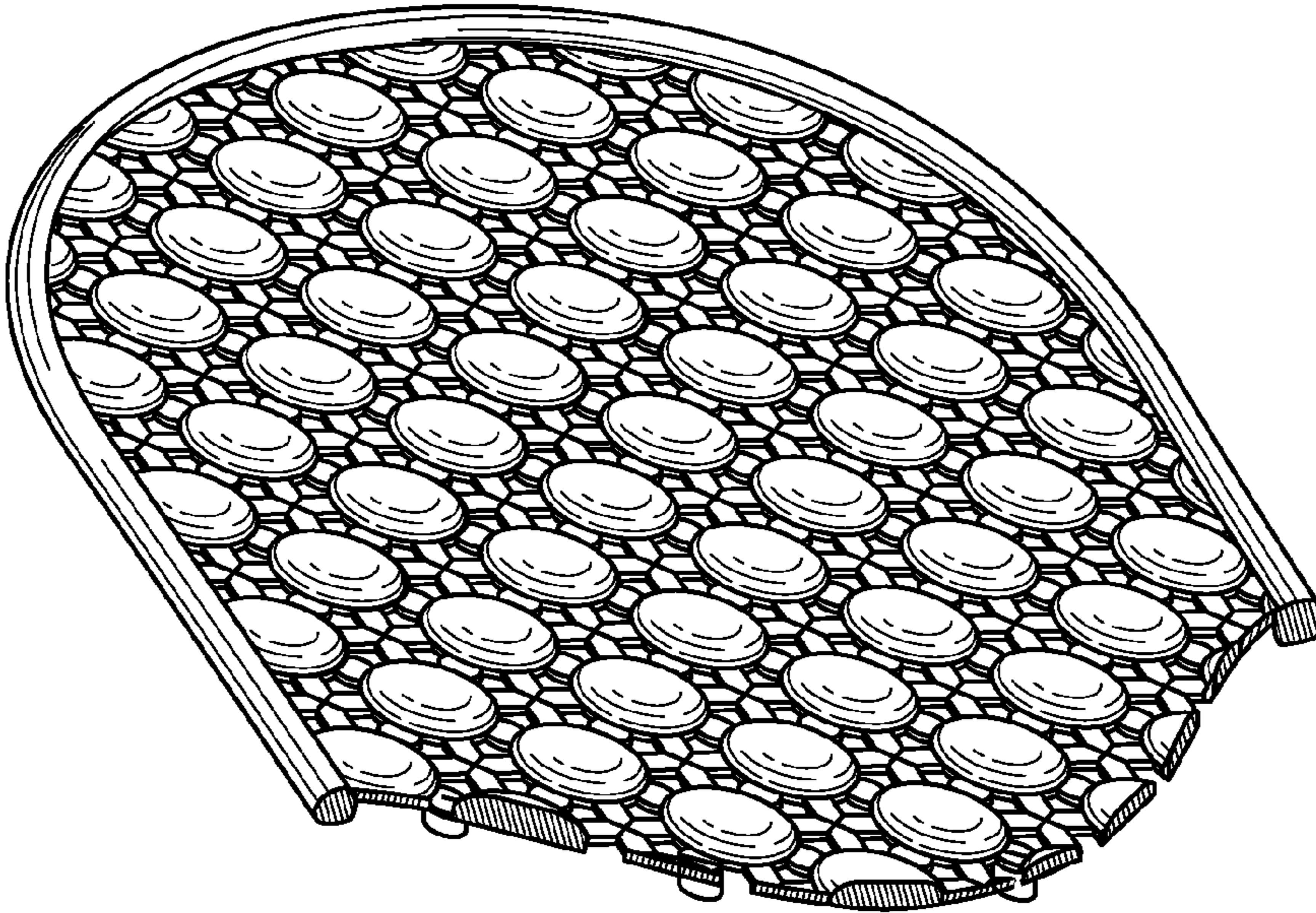


FIG. 2



FIG. 3



FIG. 4



FIG. 5



FIG. 6

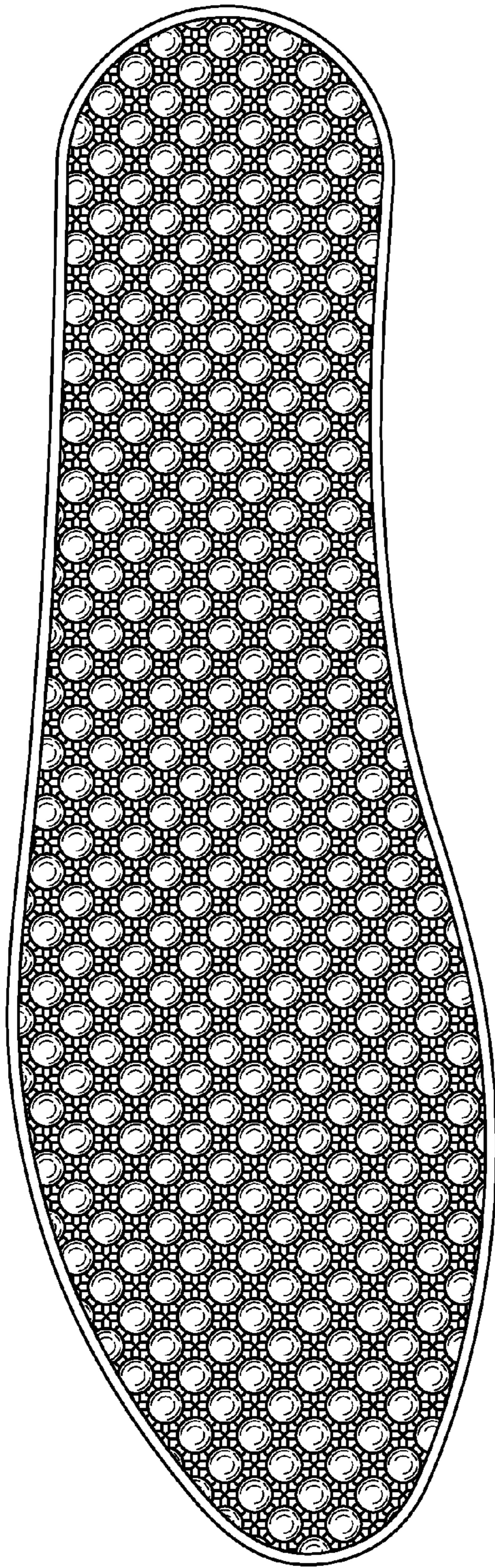


FIG. 7

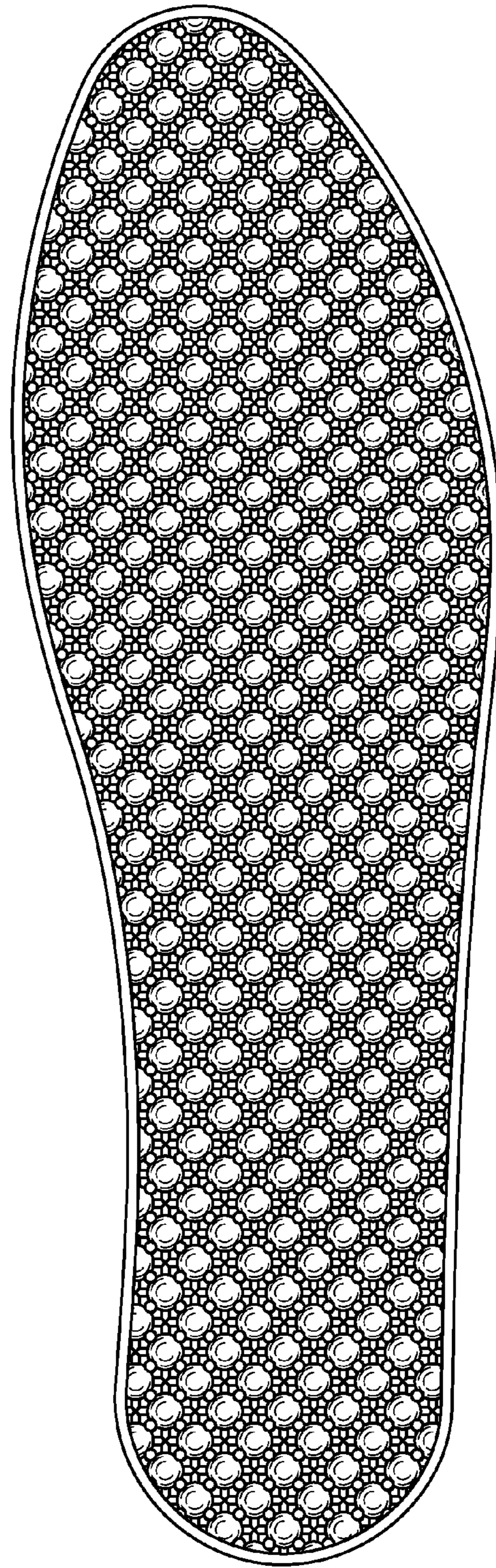


FIG. 8