



US00D659363S

(12) **United States Design Patent**  
**Leary et al.**

(10) **Patent No.:** **US D659,363 S**

(45) **Date of Patent:** **\*\* May 15, 2012**

(54) **PORTION OF A SHOE SOLE**

(75) Inventors: **Kevin Leary**, Dedham, MA (US); **Paul Shinney**, Braintree, MA (US); **Paul E. Litchfield**, Westboro, MA (US); **William McInnis**, Westwood, MA (US); **Ricardo Vestuti**, Providence, RI (US)

(73) Assignee: **Reebok International Limited**, London (GB)

(\*\*) Term: **14 Years**

(21) Appl. No.: **29/345,523**

(22) Filed: **Oct. 16, 2009**

(51) **LOC (9) Cl.** ..... **02-04**

(52) **U.S. Cl.** ..... **D2/955; D2/951**

(58) **Field of Classification Search** ..... D2/902,  
D2/906, 908, 916, 918, 925, 946, 947, 950-962,  
D2/977; 36/3 B, 22 R, 24.5, 25 R, 28, 32 R,  
36/34 R, 59 C, 67 A, 103

See application file for complete search history.

(56) **References Cited**

**U.S. PATENT DOCUMENTS**

D39,747 S *	1/1909	McKenna	.....	D2/955
D125,656 S *	3/1941	Cutler	.....	D2/955
2,365,027 A *	12/1944	Urbany	.....	36/29
D234,930 S *	4/1975	Arambasic et al.	.....	D2/955
D248,429 S *	7/1978	Inohara	.....	D2/908
D259,595 S *	6/1981	Famolare, Jr.	.....	D2/955
D281,641 S *	12/1985	Shiki	.....	D2/953
4,653,206 A *	3/1987	Tanel	.....	36/126
D296,950 S *	8/1988	Brickwood	.....	D2/916
D299,584 S *	1/1989	Franklin et al.	.....	D2/955
D304,520 S *	11/1989	Clark	.....	D2/955
D395,156 S *	6/1998	Adam	.....	D2/947
D395,157 S *	6/1998	von Conta	.....	D2/955
D396,549 S *	8/1998	von Conta et al.	.....	D2/955
D400,344 S *	11/1998	Avar	.....	D2/954
D427,755 S *	7/2000	Tresser	.....	D2/955
6,516,540 B2 *	2/2003	Seydel et al.	.....	36/29
D497,244 S *	10/2004	Sedlbauer	.....	D2/955

D532,189 S *	11/2006	Truelsen	.....	D2/956
7,278,445 B2 *	10/2007	Marvin et al.	.....	36/29
D577,179 S *	9/2008	Della Valle	.....	D2/907
D594,200 S *	6/2009	Nakano	.....	D2/961
D597,287 S *	8/2009	Vestuti et al.	.....	D2/956
D619,343 S *	7/2010	Vestuti et al.	.....	D2/956
D622,486 S *	8/2010	Goldston et al.	.....	D2/902
D627,545 S *	11/2010	Raysse	.....	D2/947
D633,695 S *	3/2011	Opie	.....	D2/908
D635,755 S *	4/2011	McMillan	.....	D2/960
D636,157 S *	4/2011	Nascimento	.....	D2/951
D636,570 S *	4/2011	Merritt et al.	.....	D2/951
7,921,580 B2 *	4/2011	Russell	.....	36/28
D637,381 S *	5/2011	Zappiello	.....	D2/951
7,941,938 B2 *	5/2011	Yu et al.	.....	36/25 R
D643,197 S *	8/2011	Teteriatnikov	.....	D2/960
D643,602 S *	8/2011	Teteriatnikov	.....	D2/946
D643,607 S *	8/2011	Teteriatnikov	.....	D2/954
D644,008 S *	8/2011	Teteriatnikov	.....	D2/954
D644,009 S *	8/2011	Akhidime	.....	D2/956
2010/0107448 A1 *	5/2010	Fallow et al.	.....	36/103
2010/0139119 A1 *	6/2010	Sokolowski	.....	36/8.3
2010/0139127 A1 *	6/2010	Huang	.....	36/3 B

(Continued)

*Primary Examiner* — T. Chase Nelson

(74) *Attorney, Agent, or Firm* — Sterne, Kessler, Goldstein & Fox P.L.L.C.

(57) **CLAIM**

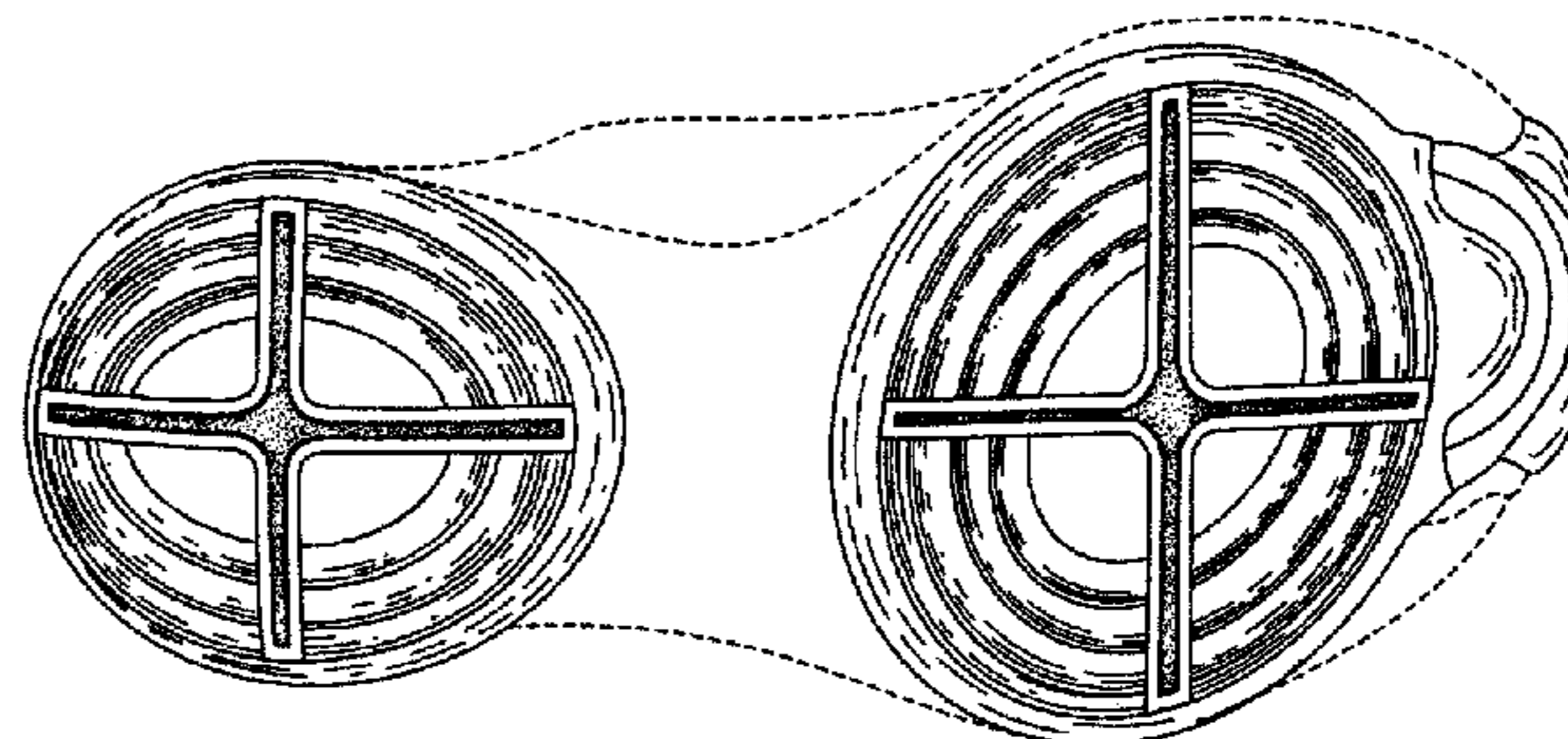

The ornamental design for a portion of a shoe sole, as shown and described.

**DESCRIPTION**

FIG. 1 is a bottom perspective view of a portion of a shoe sole showing our new design;  
FIG. 2 is a side view thereof;  
FIG. 3 is another side view thereof;  
FIG. 4 is a bottom plan view thereof;  
FIG. 5 is a front view thereof; and,  
FIG. 6 is a rear view thereof.

The broken lines in the Figures shown environment for illustrative purposes only and form no part of the claimed design.

**1 Claim, 5 Drawing Sheets**



# US D659,363 S

Page 2

---

## U.S. PATENT DOCUMENTS

2010/0251565	A1*	10/2010	Litchfield et al. ....	36/28	2011/0113649	A1*	5/2011	Merritt et al. ....	36/102
2010/0251567	A1*	10/2010	McInnis et al. ....	36/29	2011/0126422	A1*	6/2011	Vattes et al. ....	36/10
2010/0293815	A1*	11/2010	Ferrigan et al. ....	36/25 R	2011/0154688	A1*	6/2011	Yu et al. ....	36/28
2011/0016749	A1*	1/2011	Callahan et al. ....	36/103	2011/0185593	A1*	8/2011	Ramos ....	36/103
2011/0072684	A1*	3/2011	Stubblefield ....	36/29					

\* cited by examiner

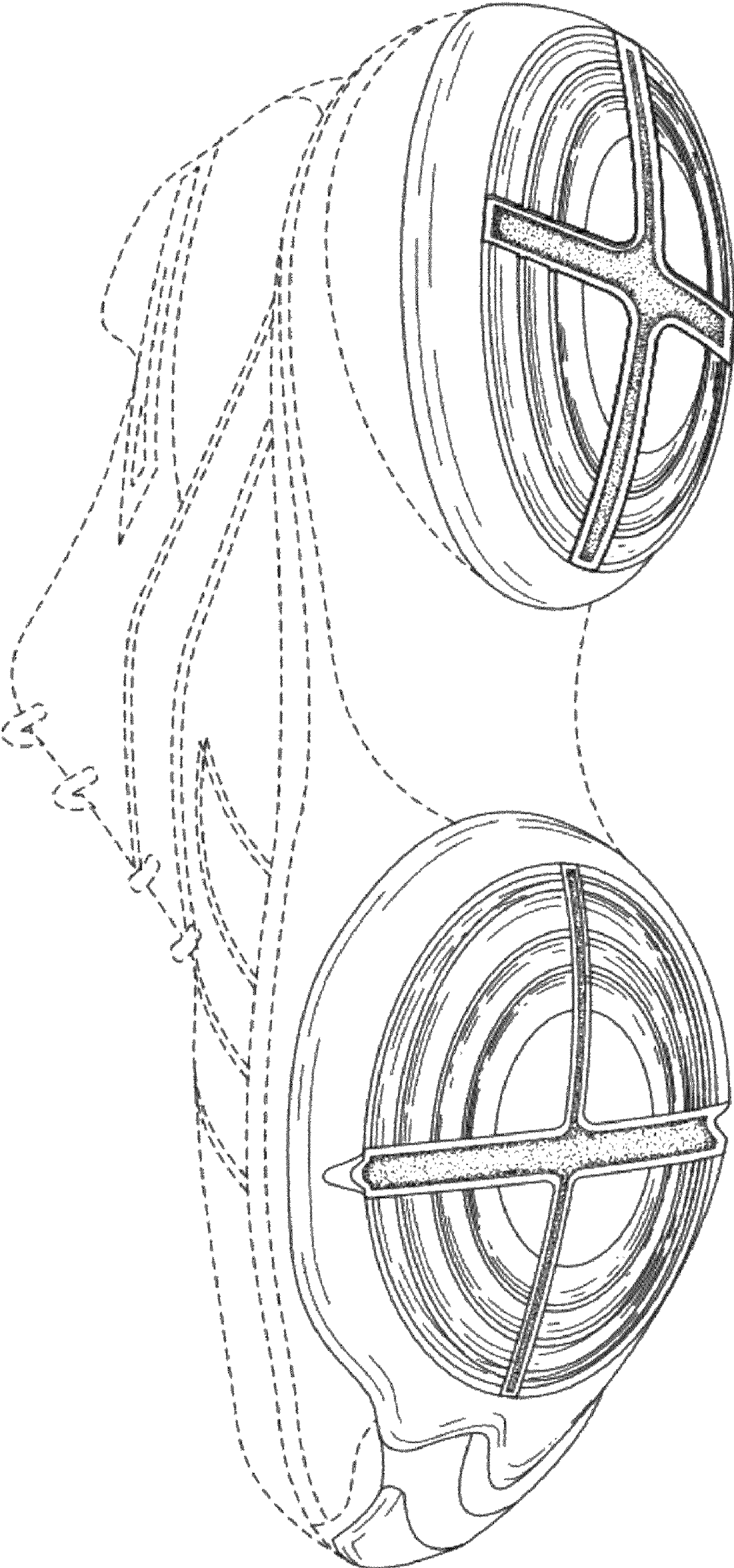


FIG. 1

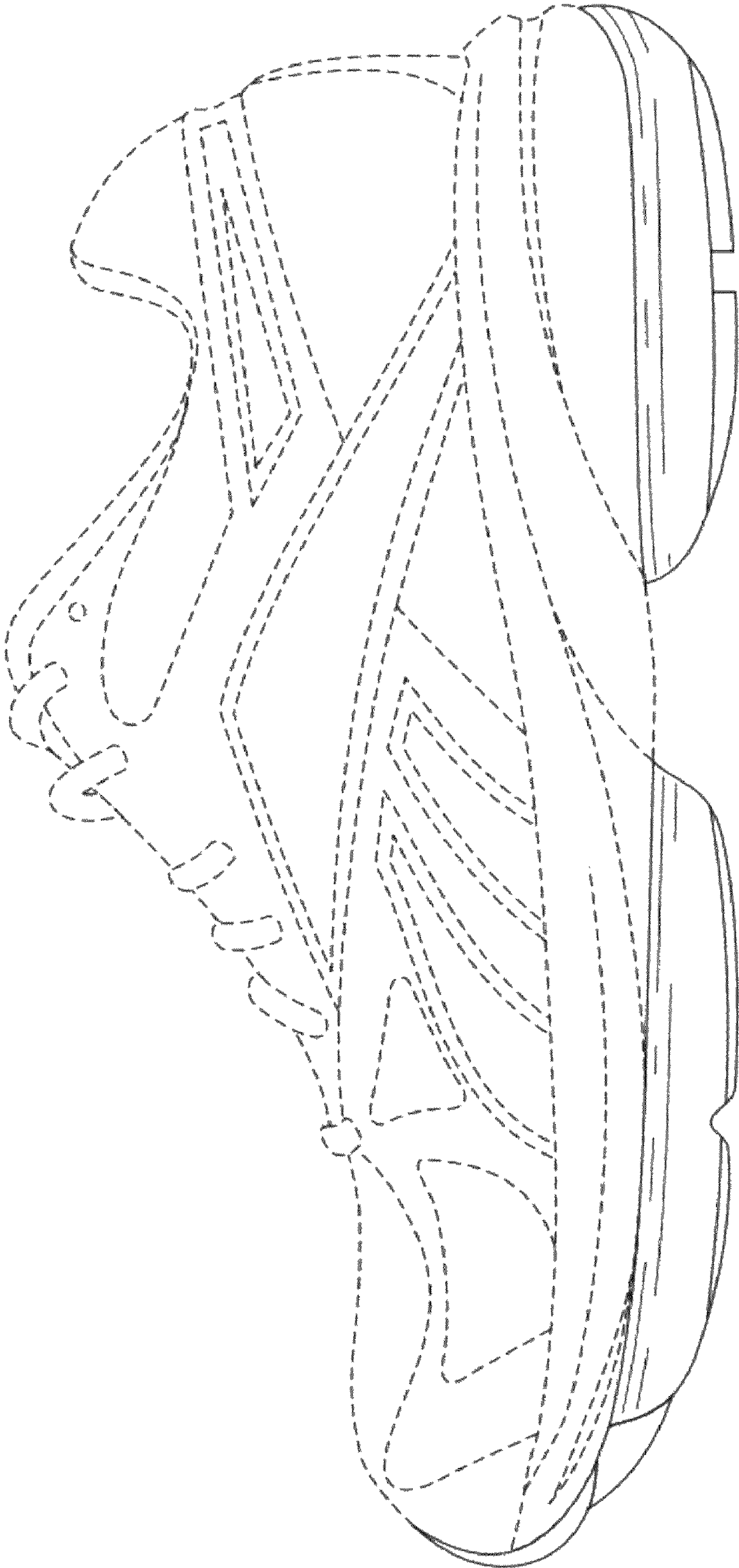


FIG. 2

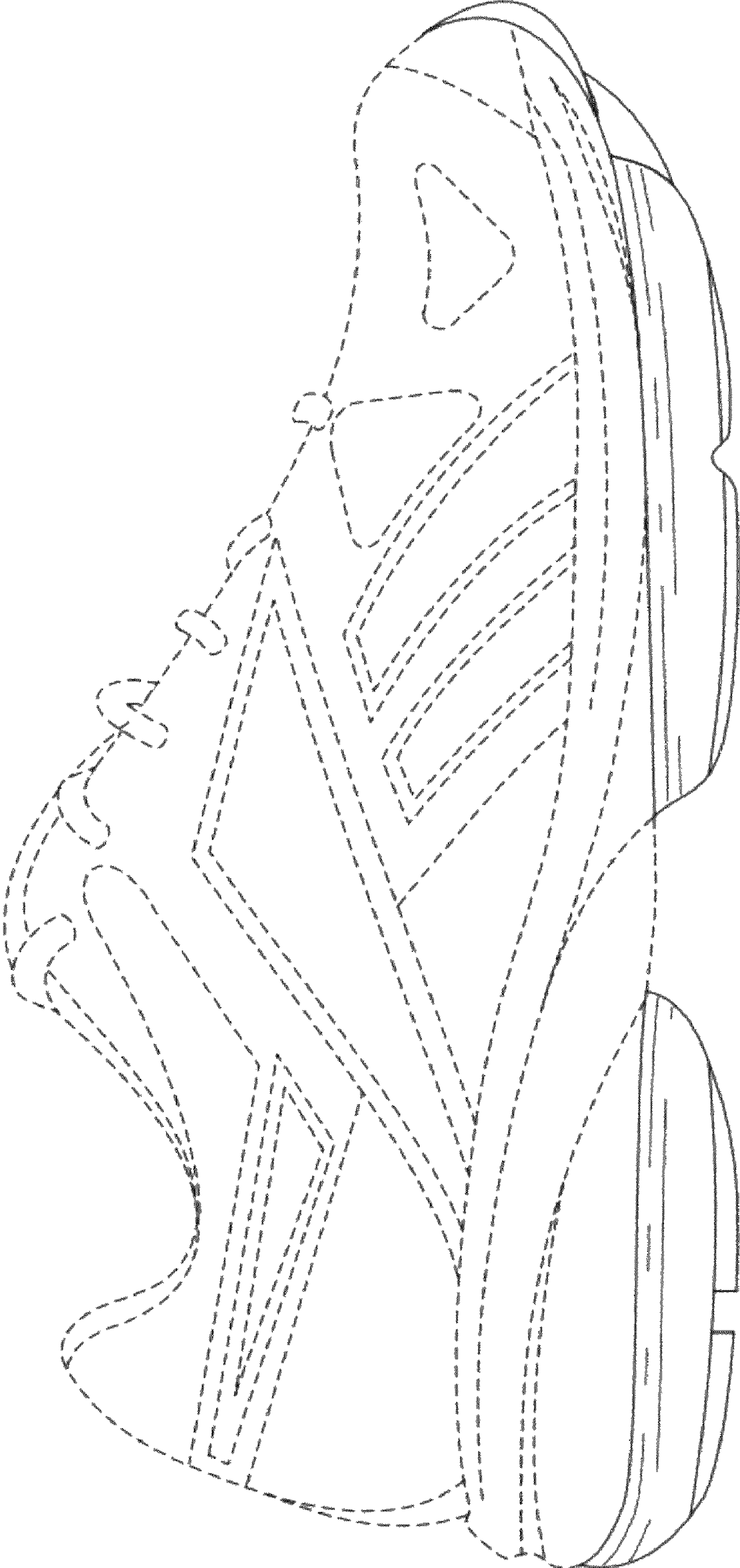


FIG. 3

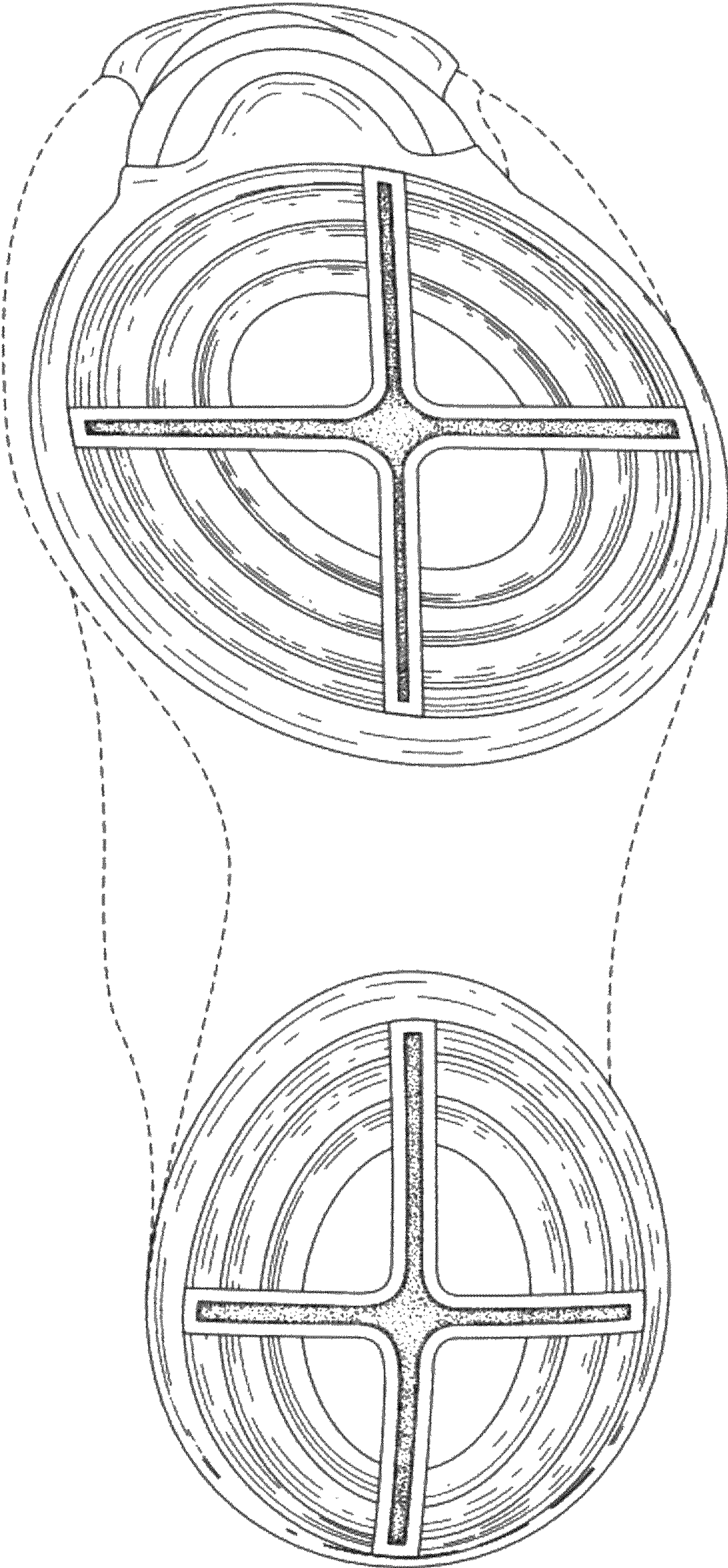


FIG. 4

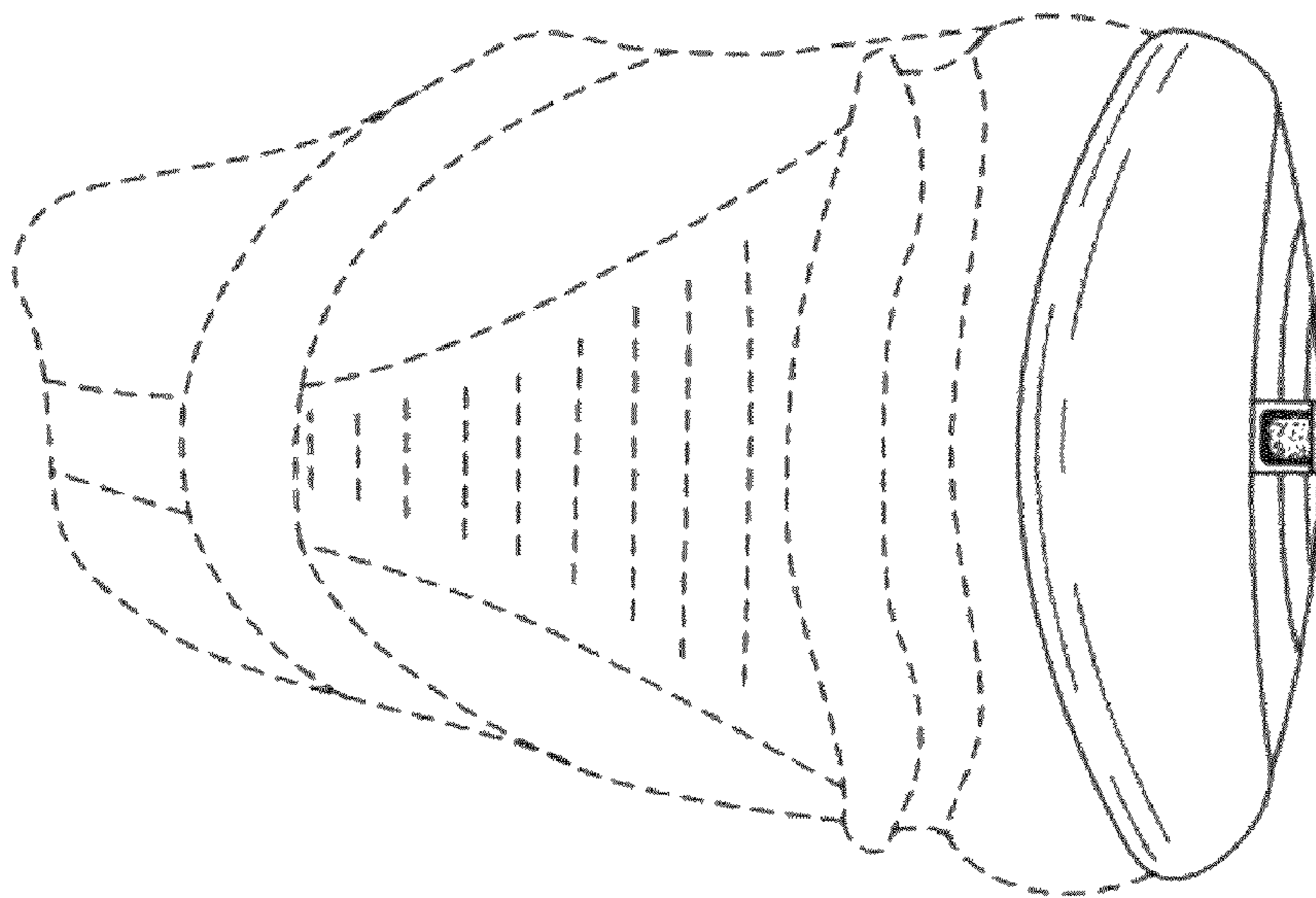


FIG. 6

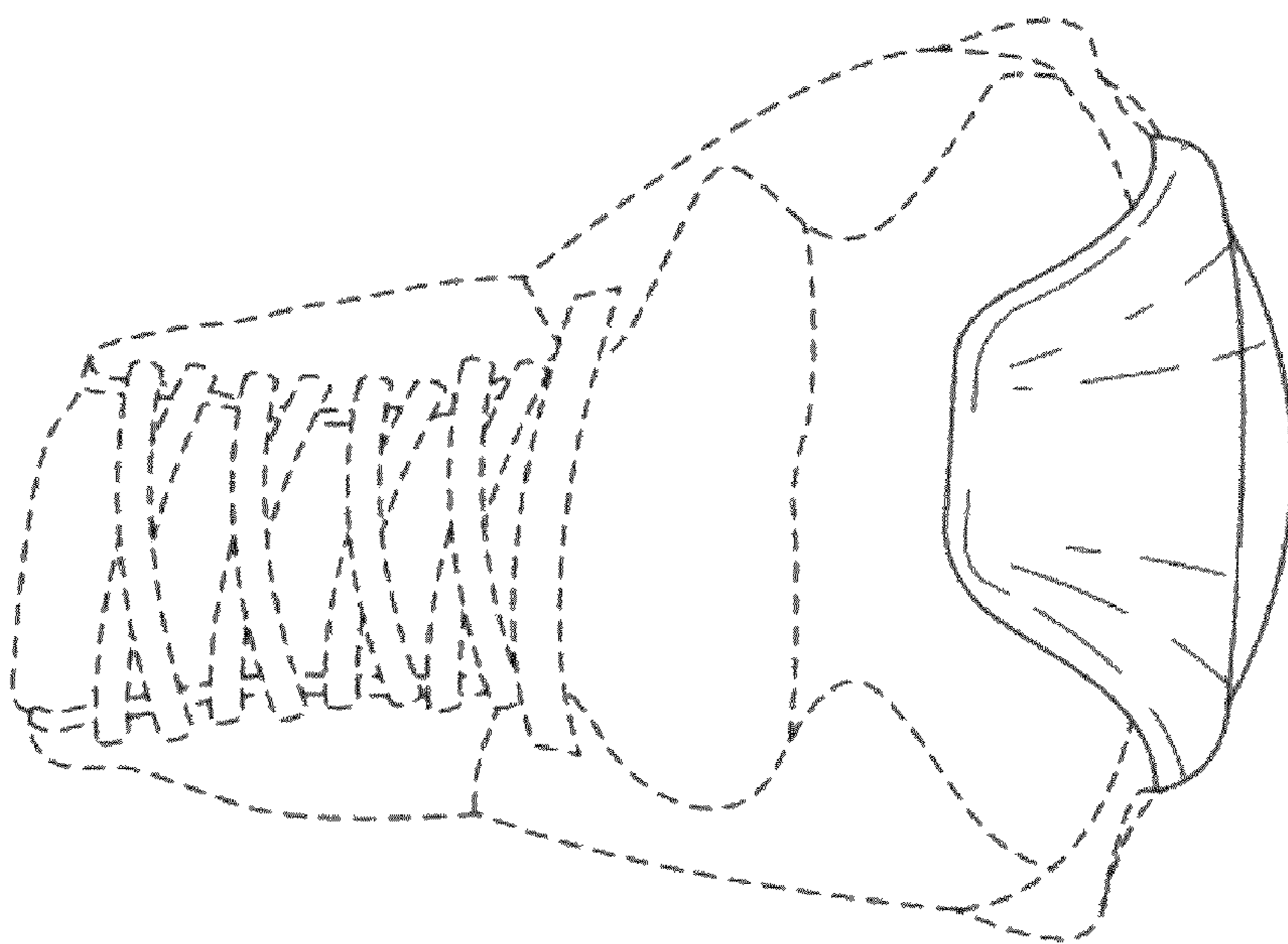


FIG. 5