



US00D659352S

(12) **United States Design Patent**  
**Thompson**

(10) **Patent No.:** **US D659,352 S**

(45) **Date of Patent:** **\*\* May 15, 2012**

(54) **HAT**

(76) **Inventor:** **Charles Michael Thompson**, Lexington, KY (US)

(\*\*) **Term:** **14 Years**

(21) **Appl. No.:** **29/410,438**

(22) **Filed:** **Jan. 9, 2012**

(51) **LOC (9) Cl.** ..... **02-03**

(52) **U.S. Cl.** ..... **D2/895**

(58) **Field of Classification Search** ..... D2/865,  
D2/866, 875, 876, 877, 878, 879, 880, 881,  
D2/882, 883, 884, 886, 888, 891, 892, 893,  
D2/895; 2/171, 171.01, 171.3, 173.5, 175.1,  
2/175.4, 183, 195.1, 195.3, 200.1, 209.12,  
2/209.13; 40/329

See application file for complete search history.

(56) **References Cited**

**U.S. PATENT DOCUMENTS**

6,243,877 B1 \* 6/2001 Heyward, Jr. .... 2/195.1  
D647,284 S \* 10/2011 Cullen et al. .... D2/866

2004/0205878 A1 \* 10/2004 Goldsby et al. .... 2/209.13  
2009/0205109 A1 \* 8/2009 Butler ..... 2/195.1  
2012/0005808 A1 \* 1/2012 Shwartz et al. .... 2/195.1

\* cited by examiner

*Primary Examiner* — Karen E Eldridge Powers

(74) *Attorney, Agent, or Firm* — Stoll Keenon Ogden PLLC;  
Rebecca Ann Krefft

(57) **CLAIM**

The ornamental design for a hat, as shown and described.

**DESCRIPTION**

FIG. 1 is a front perspective view of a hat showing my new design;

FIG. 2 is a front elevation view thereof; and,

FIG. 3 is a rear elevation view thereof.

The broken line showings of a hat in FIGS. 1, 2 and 3, respectively, are for the purpose of illustrating the environment in which the design is associated and form no part of the claimed design.

**1 Claim, 3 Drawing Sheets**



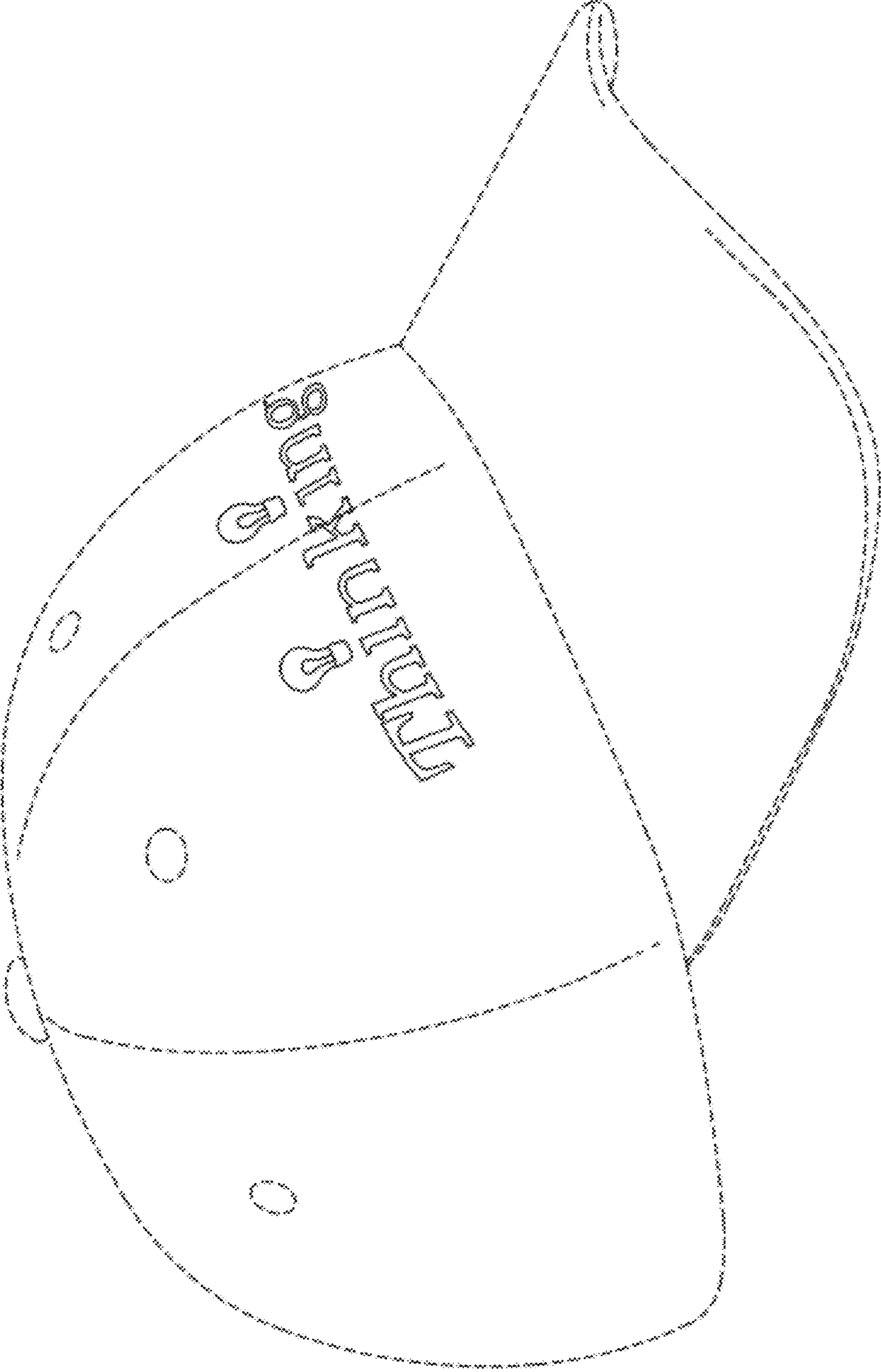


FIG. 1

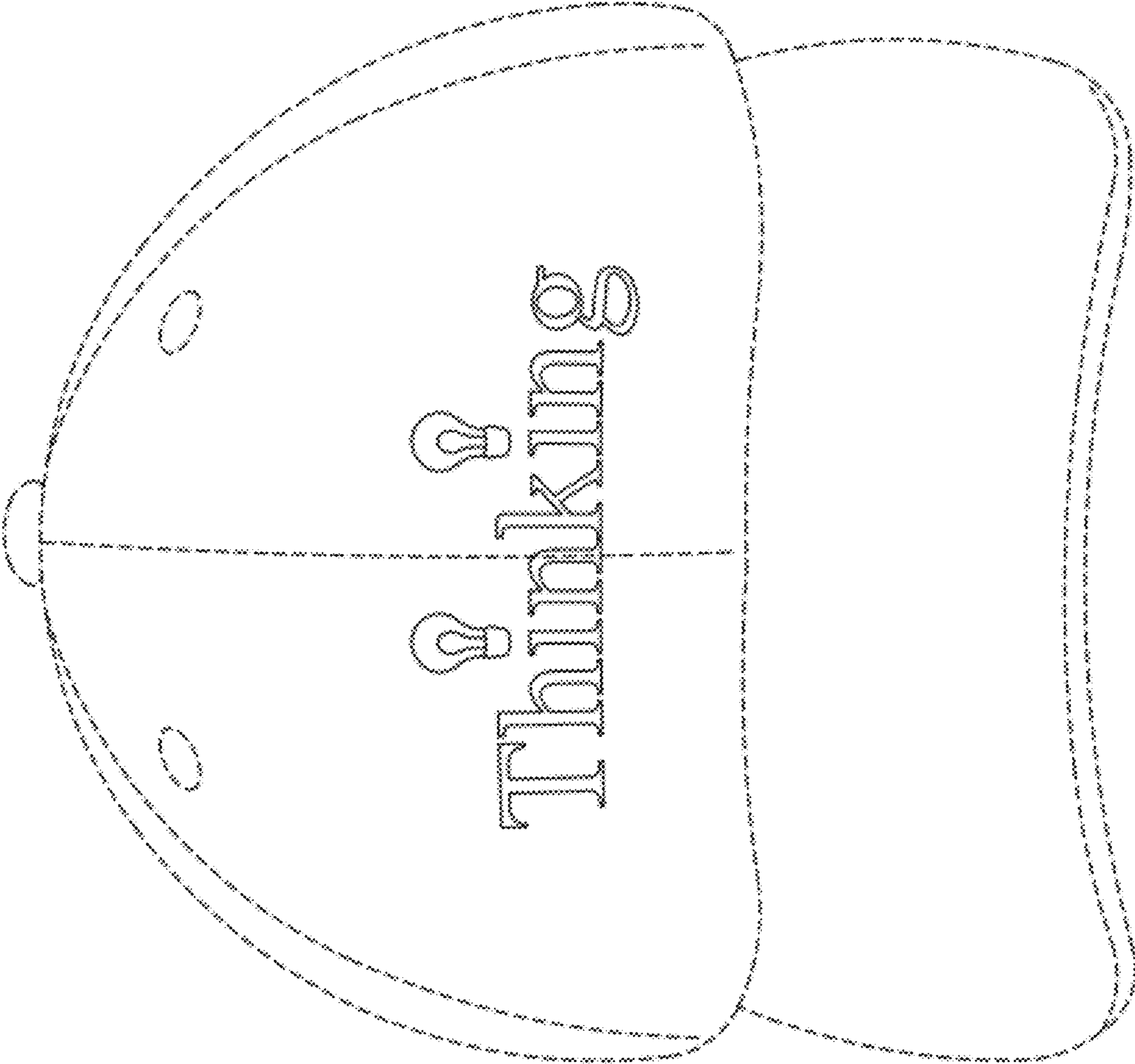


FIG. 2

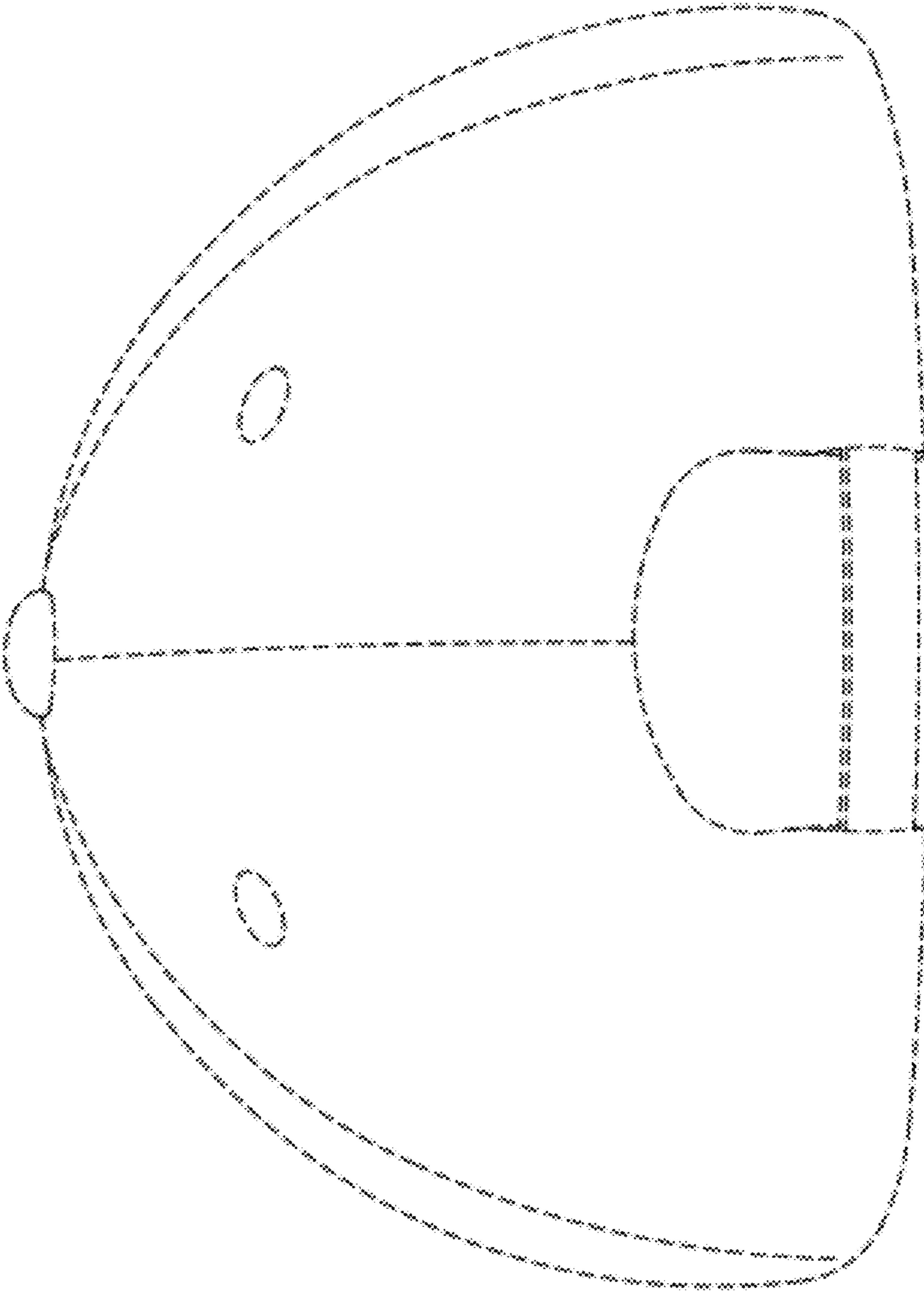


FIG. 3