



US00D659348S

(12) **United States Design Patent**  
**Selle et al.**

(10) **Patent No.:** **US D659,348 S**

(45) **Date of Patent:** **\*\* May 15, 2012**

(54) **GARMENT TO BE WORN ON AN ARM OF A PERSON**

(76) Inventors: **Kevin J. Selle**, Lincoln, NE (US);  
**Michael T. Ptacnik**, Lincoln, NE (US)

(\*\*) Term: **14 Years**

(21) Appl. No.: **29/405,446**

(22) Filed: **Nov. 2, 2011**

(51) **LOC (9) Cl.** ..... **02-06**

(52) **U.S. Cl.** ..... **D2/610**

(58) **Field of Classification Search** ..... D2/610,  
D2/614, 615, 623, 853, 858; D29/120.1,  
D29/121.1; 2/16, 22, 59, 125, 126, 244,  
2/246, 459

See application file for complete search history.

(56) **References Cited**

U.S. PATENT DOCUMENTS

2,058,040	A *	10/1936	Severn	.....	604/290
D393,138	S *	4/1998	Frey	.....	D2/610
D422,397	S *	4/2000	Cohen	.....	D2/858
6,405,381	B1 *	6/2002	Bowman, Jr.	.....	2/170
6,775,844	B1 *	8/2004	Castillo	.....	2/16
6,813,779	B1 *	11/2004	Williams	.....	2/16
6,931,666	B1 *	8/2005	Brady	.....	2/161.6
D515,745	S *	2/2006	Leyva	.....	D29/120.1
7,200,870	B1 *	4/2007	Kolk	.....	2/16
D560,041	S *	1/2008	Cook et al.	.....	D29/120.1
D575,479	S *	8/2008	Bengyak	.....	D2/858

D575,932	S *	9/2008	Bengyak	.....	D2/840
D588,340	S *	3/2009	Bengyak	.....	D2/858
D607,183	S *	1/2010	Stumpfl	.....	D2/858
D626,717	S *	11/2010	Bengyak	.....	D2/613
D628,363	S *	12/2010	Bengyak	.....	D2/858
D632,874	S *	2/2011	Stephanis et al.	.....	D2/858
2010/0024088	A1 *	2/2010	Griefer	.....	2/16
2010/0229279	A1 *	9/2010	Martinez	.....	2/125

OTHER PUBLICATIONS

Skeleton Hand Gloves with Bone Sleeve, [on-line]; [posted on Internet as early as Oct. 29, 2011—see review p. 2]; [downloaded from the Internet on Jan. 6, 2012]; URL: <http://www.amazon.com/Skeleton-Hand-Gloves-Bone-Sleeve/dp/B004UUK410>. (6 pages).\*

\* cited by examiner

*Primary Examiner* — Karen E Eldridge Powers

(74) *Attorney, Agent, or Firm* — Dennis L. Thomte; Thomte Patent Law Office LLC

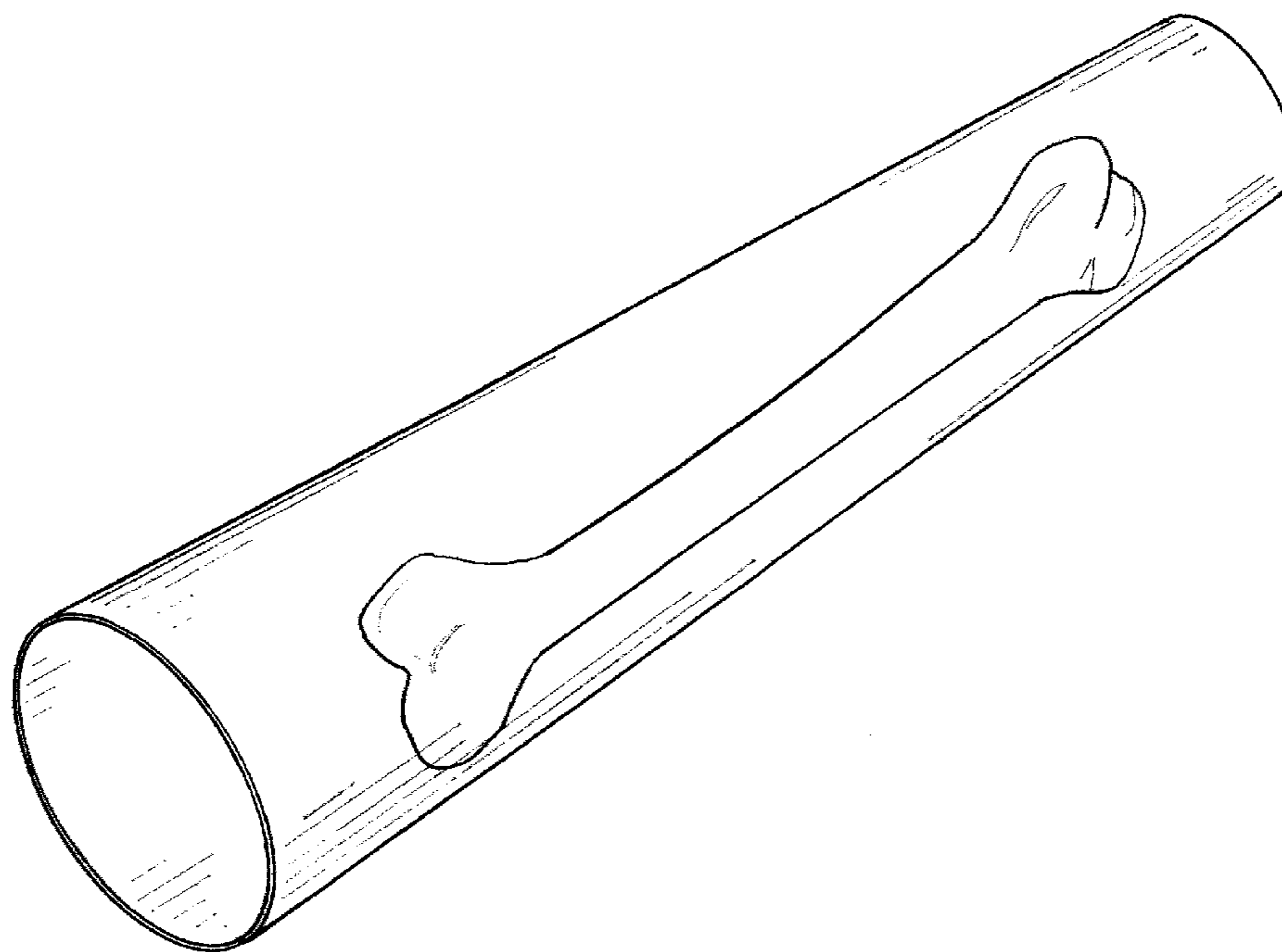
(57) **CLAIM**

The ornamental design for a garment to be worn on an arm of a person, as shown and described.

**DESCRIPTION**

FIG. 1 is a perspective view of the garment of this invention; FIG. 2 is a front view of the garment of FIG. 1; FIG. 3 is a rear view of the garment of FIG. 1; FIG. 4 is a side view of the garment of FIG. 1; FIG. 5 is a side view of the garment of FIG. 1; FIG. 6 is a top view of the garment of FIG. 1; and, FIG. 7 is a bottom view of the garment of FIG. 1.

**1 Claim, 3 Drawing Sheets**



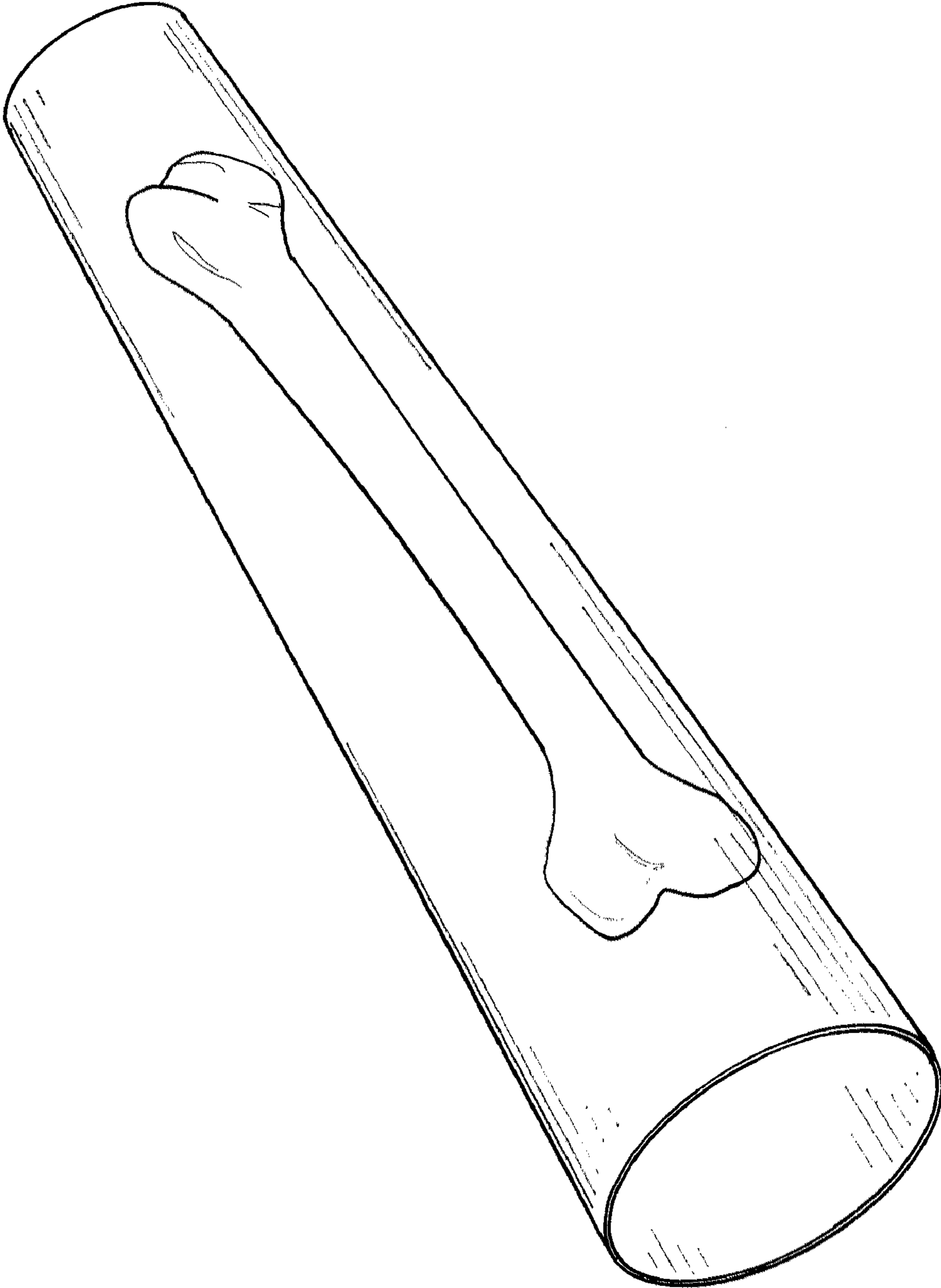


FIG. 1




FIG. 2




FIG. 3

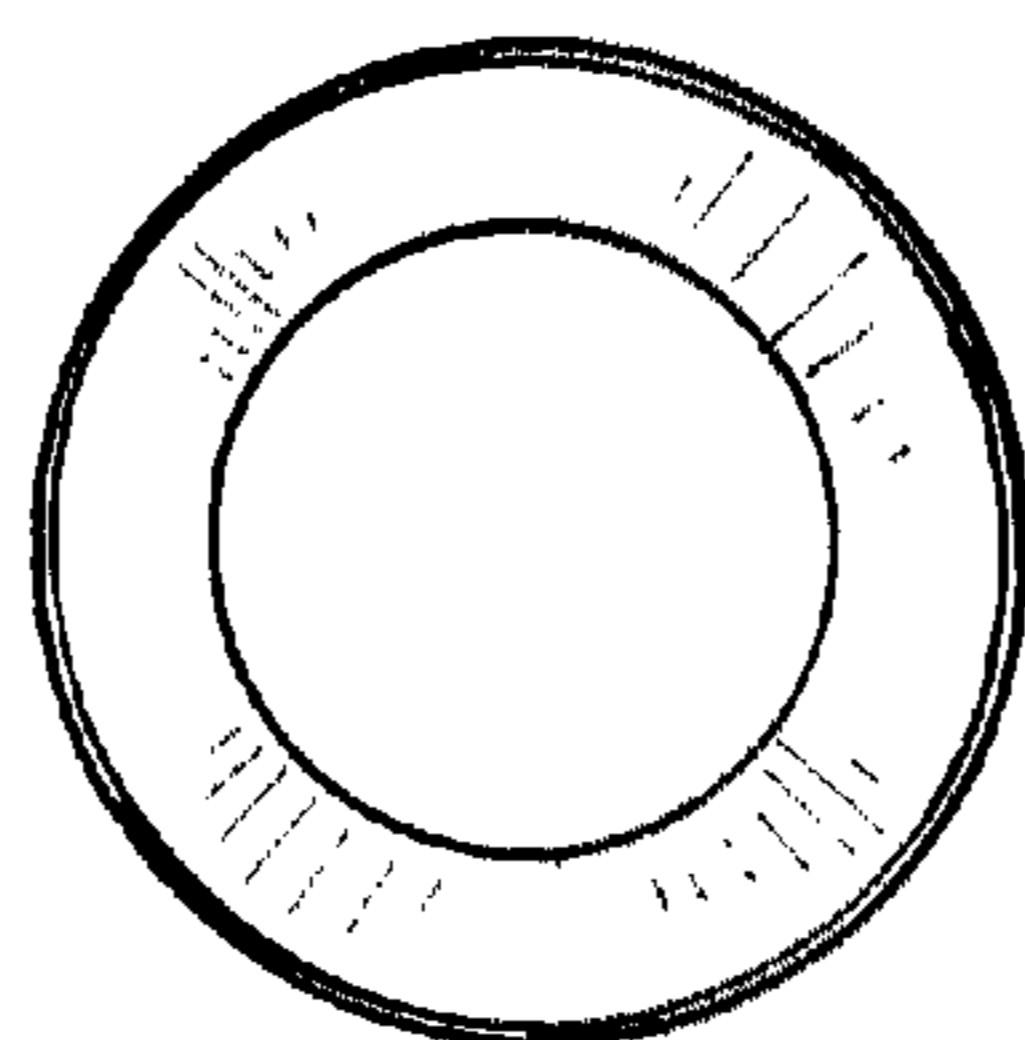


FIG. 4

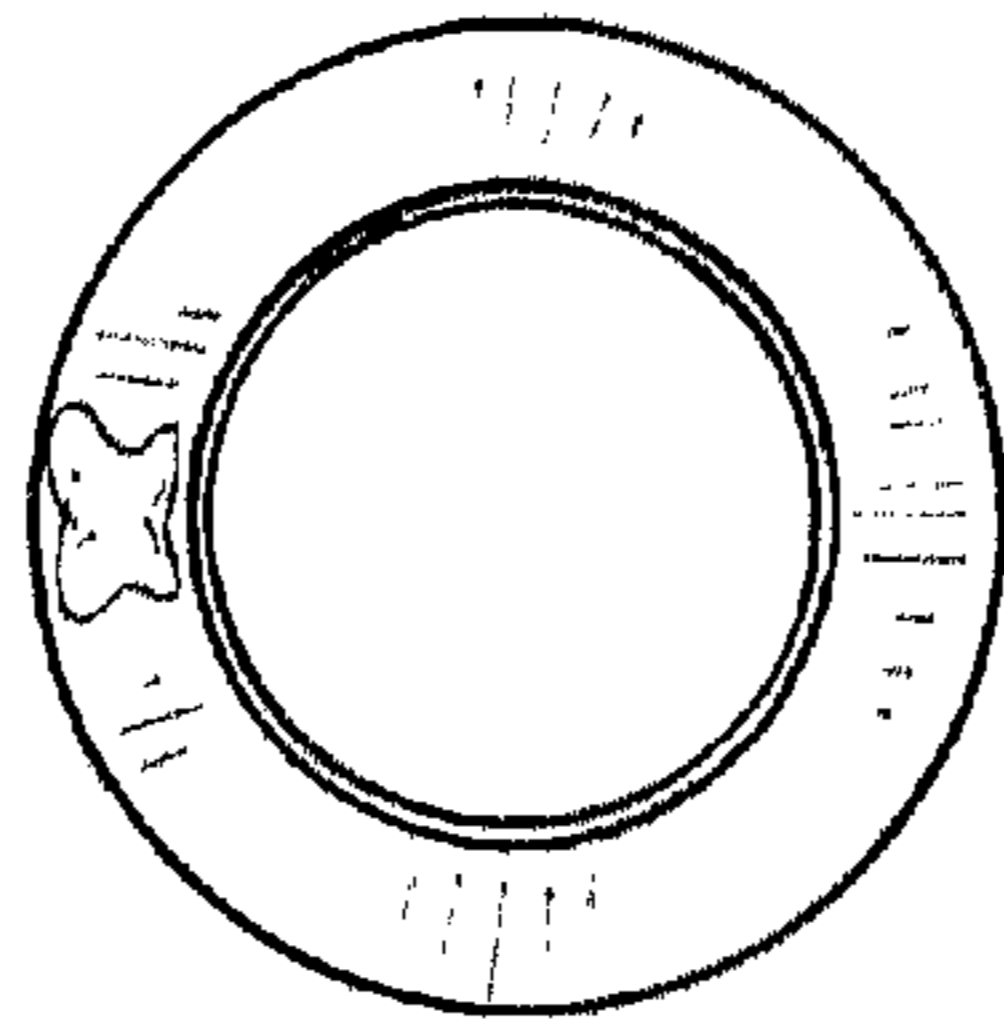


FIG. 5




FIG. 6

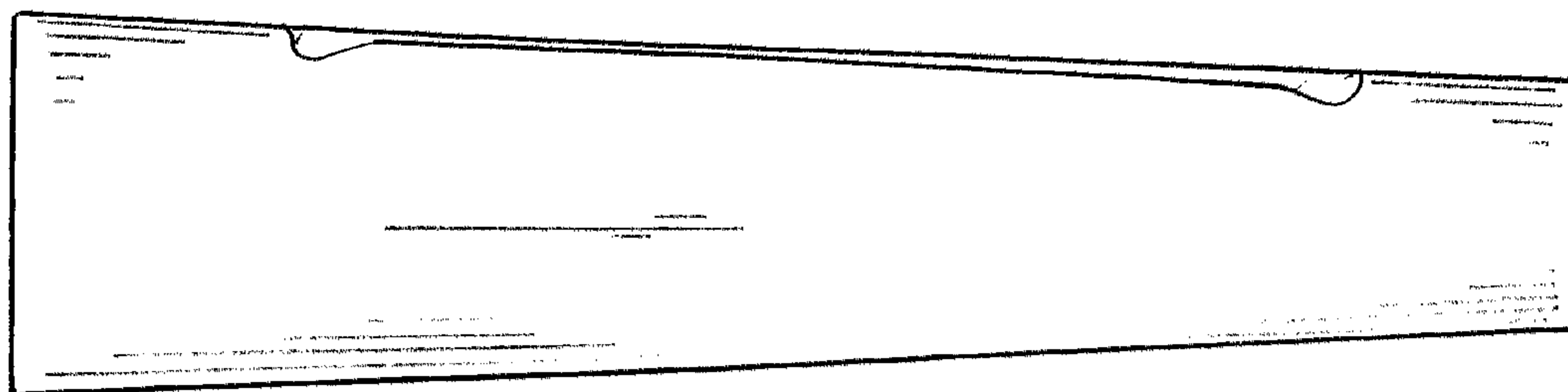


FIG. 7