



US00D659334S

(12) **United States Design Patent**  
**Runyons**

(10) **Patent No.:** **US D659,334 S**

(45) **Date of Patent:** **\*\* May 8, 2012**

(54) **PAINT CONTAINER INSERT**

(76) Inventor: **Cecil Runyons**, Lexington, KY (US)

(\*\*) Term: **14 Years**

(21) Appl. No.: **29/402,900**

(22) Filed: **Sep. 29, 2011**

(51) **LOC (9) Cl.** ..... **07-07**

(52) **U.S. Cl.** ..... **D32/54**

(58) **Field of Classification Search** ..... D32/53-54;  
220/694-702, 733; D34/10; 248/95, 99  
See application file for complete search history.

(56) **References Cited**

**U.S. PATENT DOCUMENTS**

2,611,508	A *	9/1952	Brown	.....	220/733
3,727,792	A *	4/1973	Levin	.....	220/700
3,894,650	A *	7/1975	Crump	.....	220/701
3,913,785	A *	10/1975	Pattershall	.....	220/733
4,969,570	A *	11/1990	Harvey, Sr.	.....	220/733
5,476,322	A *	12/1995	Stoody	.....	383/33
D475,826	S *	6/2003	Mowe	.....	D32/54

D489,611	S *	5/2004	Monsanty	.....	D9/435
D620,662	S *	7/2010	Blanchard	.....	D32/54
D644,803	S *	9/2011	Schmon et al.	.....	D32/54

\* cited by examiner

*Primary Examiner* — Robin V Webster

(74) *Attorney, Agent, or Firm* — Stoll Keenon Ogden PLLC;  
Rebecca Ann Krefft

(57) **CLAIM**

The ornamental design for a paint container insert, as shown and described.

**DESCRIPTION**


FIG. 1 is a perspective view of a paint container insert showing my new design;

FIG. 2 is a bottom plan view thereof; and,

FIG. 3 is a perspective view, showing the claimed design in use.

The broken line showings of a paint container in FIG. 3 are for the purpose of illustrating the environment in which the design is associated and form no part of the claimed design.

**1 Claim, 3 Drawing Sheets**



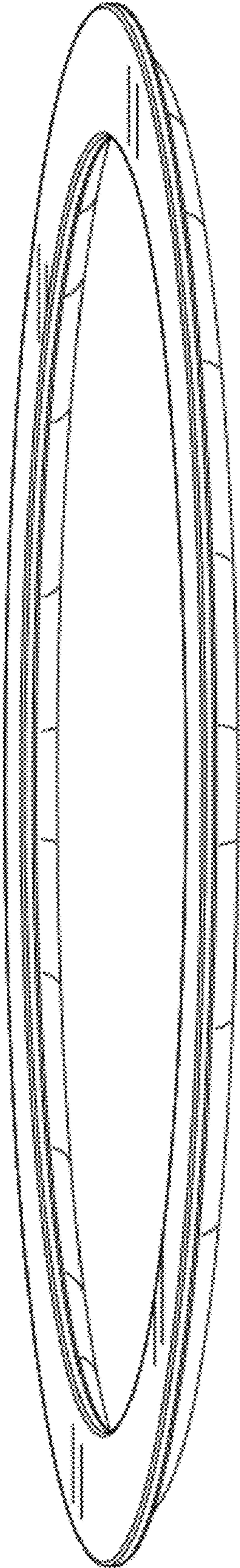


FIG. 1

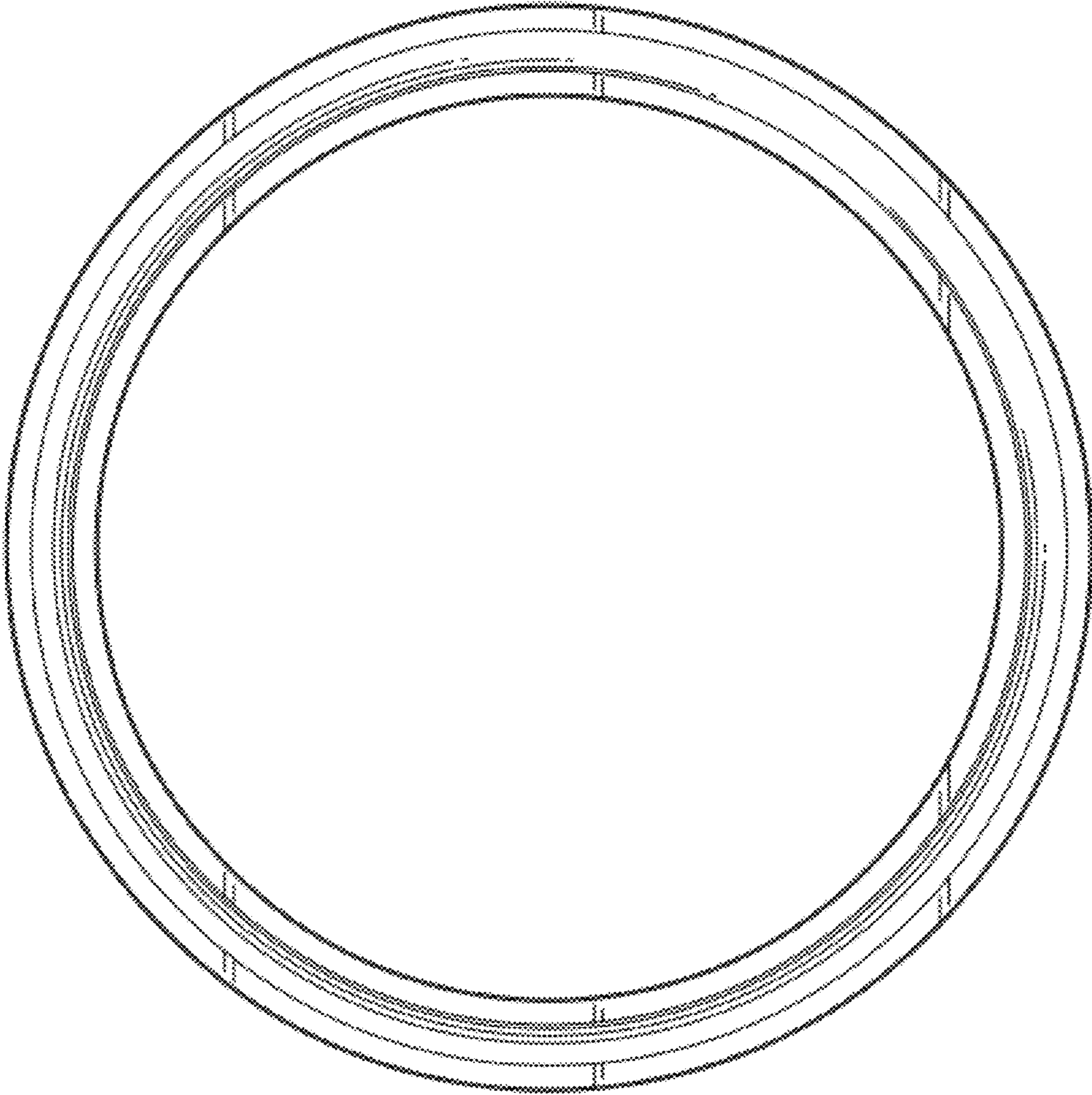


FIG. 2

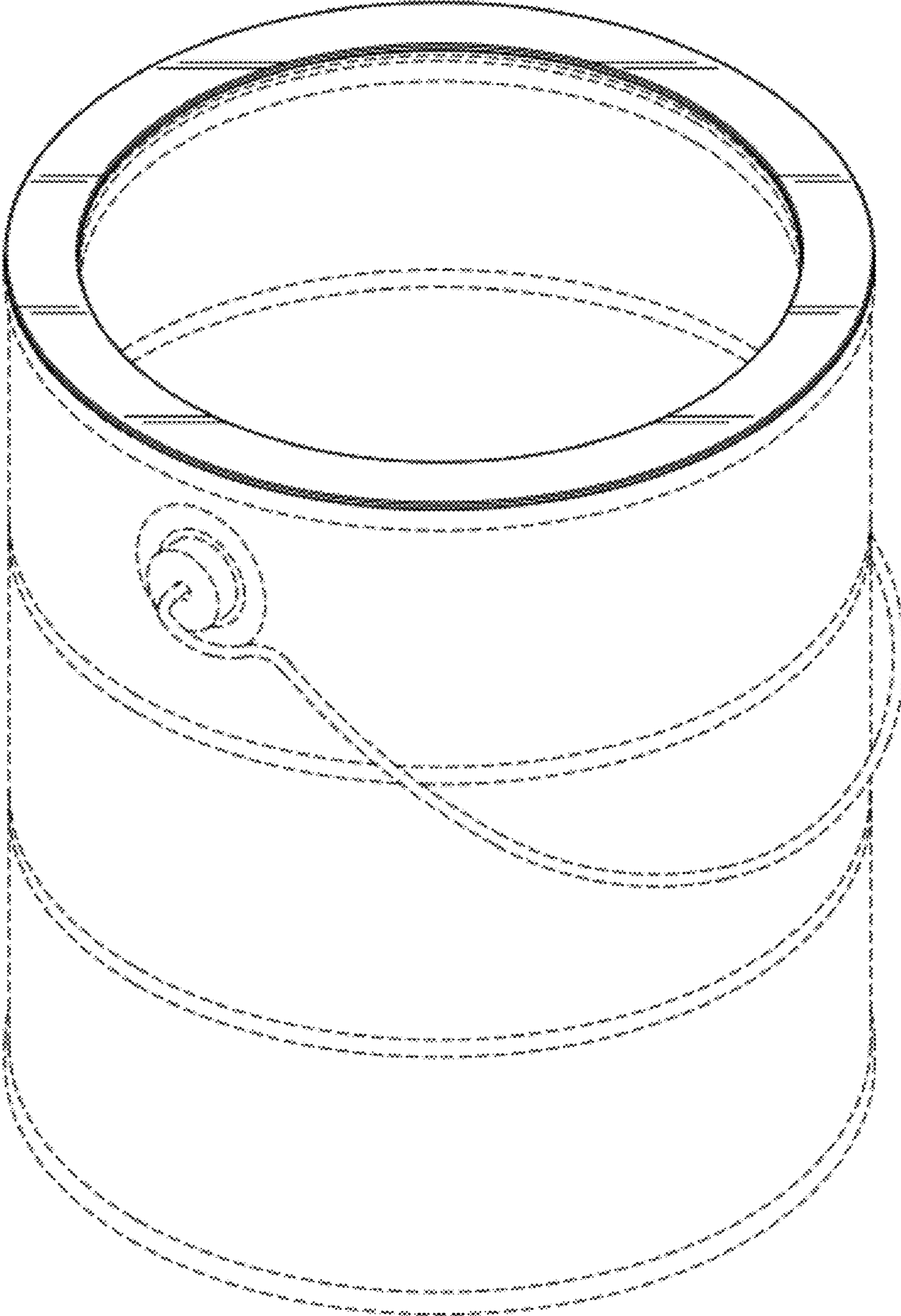


FIG. 3