



US00D659331S

(12) **United States Design Patent**
Davis

(10) **Patent No.:** **US D659,331 S**

(45) **Date of Patent:** **** May 8, 2012**

(54) **REMOVABLY ADHESIVE MICROFIBER
SCREEN CLEANING CLOTH**

(76) Inventor: **Alan Davis**, La Jolla, CA (US)

(**) Term: **14 Years**

(21) Appl. No.: **29/395,266**

(22) Filed: **Dec. 27, 2011**

(51) **LOC (9) Cl.** **04-01**

(52) **U.S. Cl.** **D32/43; D32/40**

(58) **Field of Classification Search** D32/40,
D32/43; D5/63, 64; D29/102; D19/34;
D20/11, 22, 23, 29; 15/208, 209.1, 244.1,
15/244.4

See application file for complete search history.

(56) **References Cited**

U.S. PATENT DOCUMENTS

2,233,746	A	*	3/1941	Potter	15/209.1
D347,194	S	*	5/1994	Skinner	D11/133
D399,260	S	*	10/1998	Thimote	D20/17
D414,813	S	*	10/1999	Browning	D20/23
D421,066	S	*	2/2000	Nieder	D20/41
D446,819	S	*	8/2001	Caloia et al.	D20/22
D505,528	S	*	5/2005	Burt et al.	D32/40
D509,935	S	*	9/2005	Burt	D32/40
D512,811	S	*	12/2005	Luciano et al.	D2/615
D514,164	S	*	1/2006	Dean	D20/23
D515,281	S	*	2/2006	Luciano et al.	D2/615
D519,697	S	*	4/2006	Fritsche	D32/43
D550,913	S	*	9/2007	D'Estais	D32/40

D554,309	S	*	10/2007	Wolk et al.	D32/40
D556,966	S	*	12/2007	Herbrand et al.	D32/40
D577,167	S	*	9/2008	Bogaerts et al.	D32/40
D591,018	S	*	4/2009	Bogaerts et al.	D32/40
D604,469	S	*	11/2009	Rolstad et al.	D32/40
D609,420	S	*	2/2010	Lafortezza	D32/40
D610,482	S	*	2/2010	Shaw	D11/81
D623,371	S	*	9/2010	Li	D32/40
D625,063	S	*	10/2010	Armaly, Jr.	D32/40
D633,672	S		3/2011	McKnight		
D633,673	S		3/2011	McKnight		
D636,955	S	*	4/2011	Armaly, Jr.	D32/40

OTHER PUBLICATIONS

Brochure presented by Flexible Innovations, Ltd. of Fort Worth, TX, online as of Dec. 16, 2011 at <<<http://digiclean.org/images/salestools/DigiClean-Brochure.pdf>>> passim.

* cited by examiner

Primary Examiner — Robin V Webster

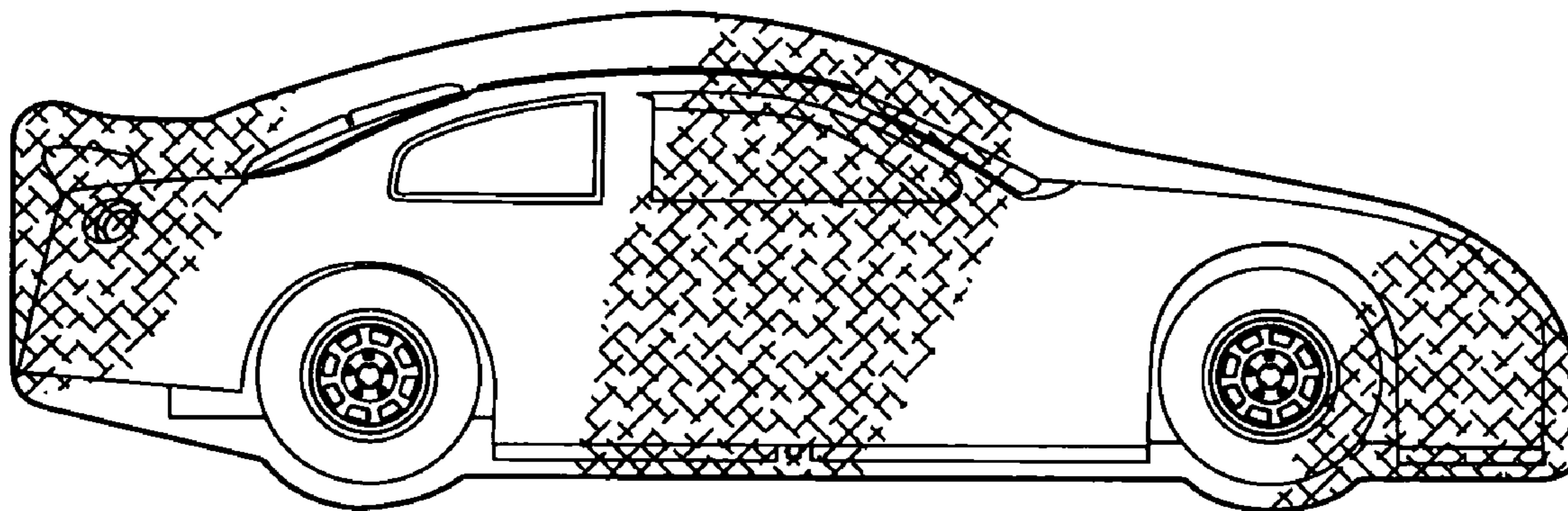
(57) **CLAIM**

The ornamental design for a removably adhesive microfiber screen cleaning cloth, as shown and described.

DESCRIPTION

FIG. 1 is a top plan view of a removably adhesive microfiber screen cleaning cloth showing my new design;
FIG. 2 is a right side elevation view of the embodiment of FIG. 1;
FIG. 3 is a front elevation view thereof; and,
FIG. 4 is a bottom plan view thereof.

1 Claim, 1 Drawing Sheet



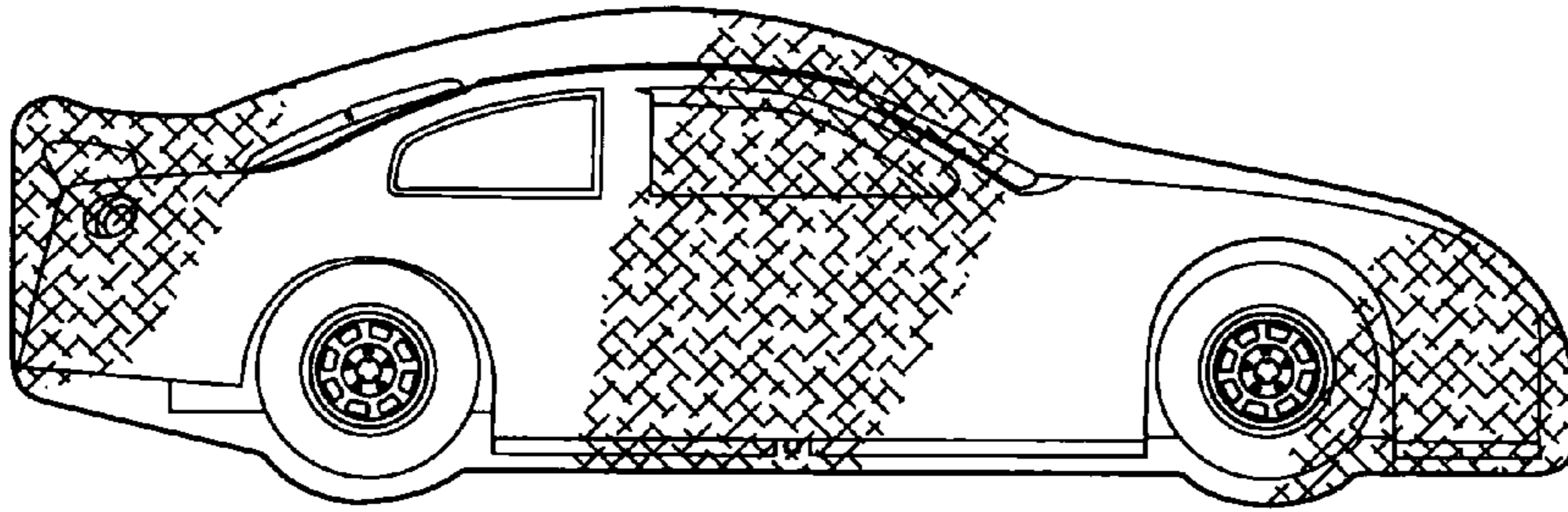


FIG. 1



FIG. 2

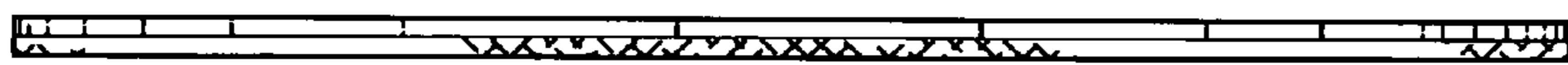


FIG. 3

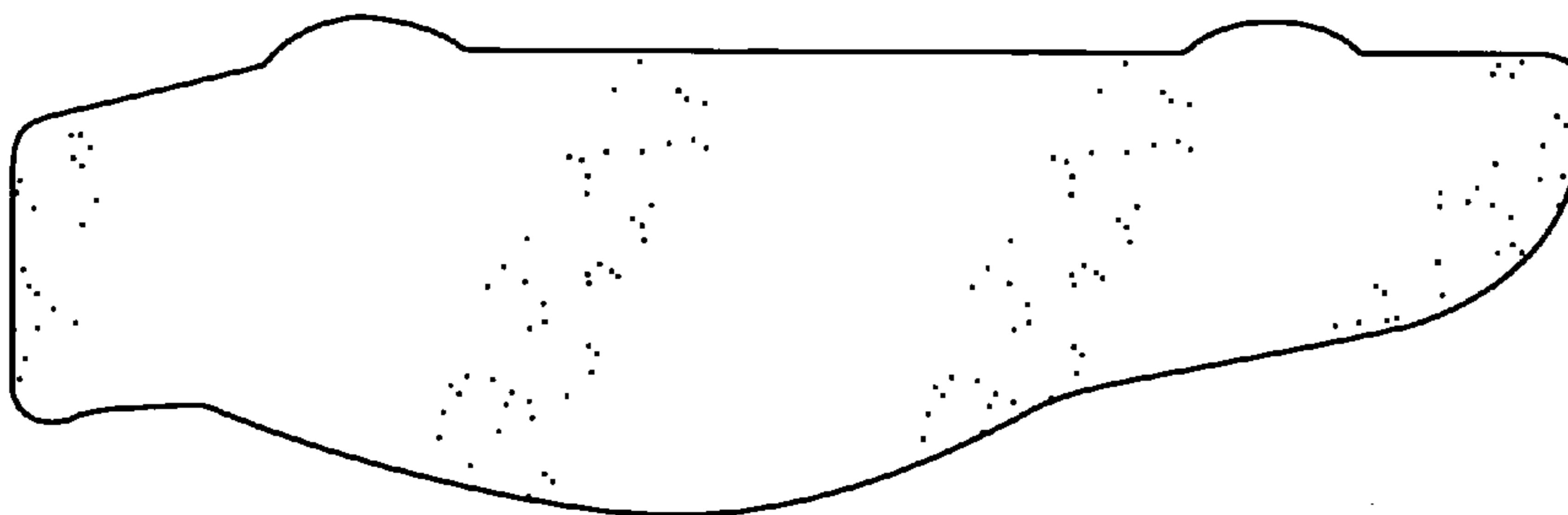


FIG. 4