



US00D659315S

(12) **United States Design Patent**
Hollis et al.

(10) **Patent No.:** **US D659,315 S**
(45) **Date of Patent:** **** May 8, 2012**

(54) **SCRAPER VACUUM ACCESSORY TOOL**

(75) Inventors: **Robert Hollis**, St. Peters, MO (US);
Shane Glasgow, Saint Ann, MO (US);
Douglas Ritterling, Chesterfield, MO (US)

(73) Assignee: **Emerson Electric Co.**, St. Louis, MO (US)

(**) Term: **14 Years**

(21) Appl. No.: **29/388,771**

(22) Filed: **Apr. 1, 2011**

(51) **LOC (9) Cl.** **15-05**

(52) **U.S. Cl.** **D32/33**

(58) **Field of Classification Search** D32/31-33,
D32/25, 40, 46, 48, 49; 15/329, 337, 338,
15/415.1, 416-422, 422.1, 93.1, 246.2, 322,
15/350-354, 361-363, 366, 378, 400-401,
15/414, 412, 344, 402; D8/47
See application file for complete search history.

(56) **References Cited**

U.S. PATENT DOCUMENTS

D96,047	S	*	6/1935	Morse	D32/32
2,392,273	A		1/1946	Soldani		
2,879,530	A	*	3/1959	Ego	15/104.8
3,363,316	A		1/1968	Skaisten		
D263,364	S		3/1982	Bruno		
D263,922	S		4/1982	Bruno		
D267,826	S		2/1983	Gringer		
D274,148	S		6/1984	Levy		
D274,567	S		7/1984	Levy		
D274,952	S		7/1984	Gringer		
4,542,554	A		9/1985	Wallerstein		
D305,818	S	*	1/1990	Chen	D32/48
4,947,515	A	*	8/1990	Ivarsson	15/401
D311,616	S	*	10/1990	Hunts	D32/32

5,072,486	A	*	12/1991	Guarascio	15/401
D373,863	S		9/1996	Shepherd		
5,652,997	A	*	8/1997	Na	15/373
D383,260	S	*	9/1997	Laube	D30/158
5,960,515	A	*	10/1999	Lu	15/415.1
6,070,292	A	*	6/2000	Langelaan	15/401
6,086,682	A	*	7/2000	Anderson	134/6
6,243,906	B1		6/2001	Holliday et al.		
6,467,124	B1	*	10/2002	Small	15/401
6,601,266	B1	*	8/2003	Faraci et al.	15/401
D492,074	S	*	6/2004	Chiu	D32/48
D525,840	S	*	8/2006	Bruce	D8/47
D540,994	S	*	4/2007	Borges	D32/33
D555,856	S	*	11/2007	Henke et al.	D32/48
D590,111	S	*	4/2009	Wiljanen et al.	D32/32
D590,553	S	*	4/2009	Crevling et al.	D32/31
7,805,805	B2	*	10/2010	Loveless	15/401
2003/0159241	A1	*	8/2003	Calzolari	15/401
2005/0144753	A1	*	7/2005	Pulliam	15/401

* cited by examiner

Primary Examiner — Ruth McInroy

(74) *Attorney, Agent, or Firm* — Sutton McAughan Deaver, PLLC; Monte R. Rhodes


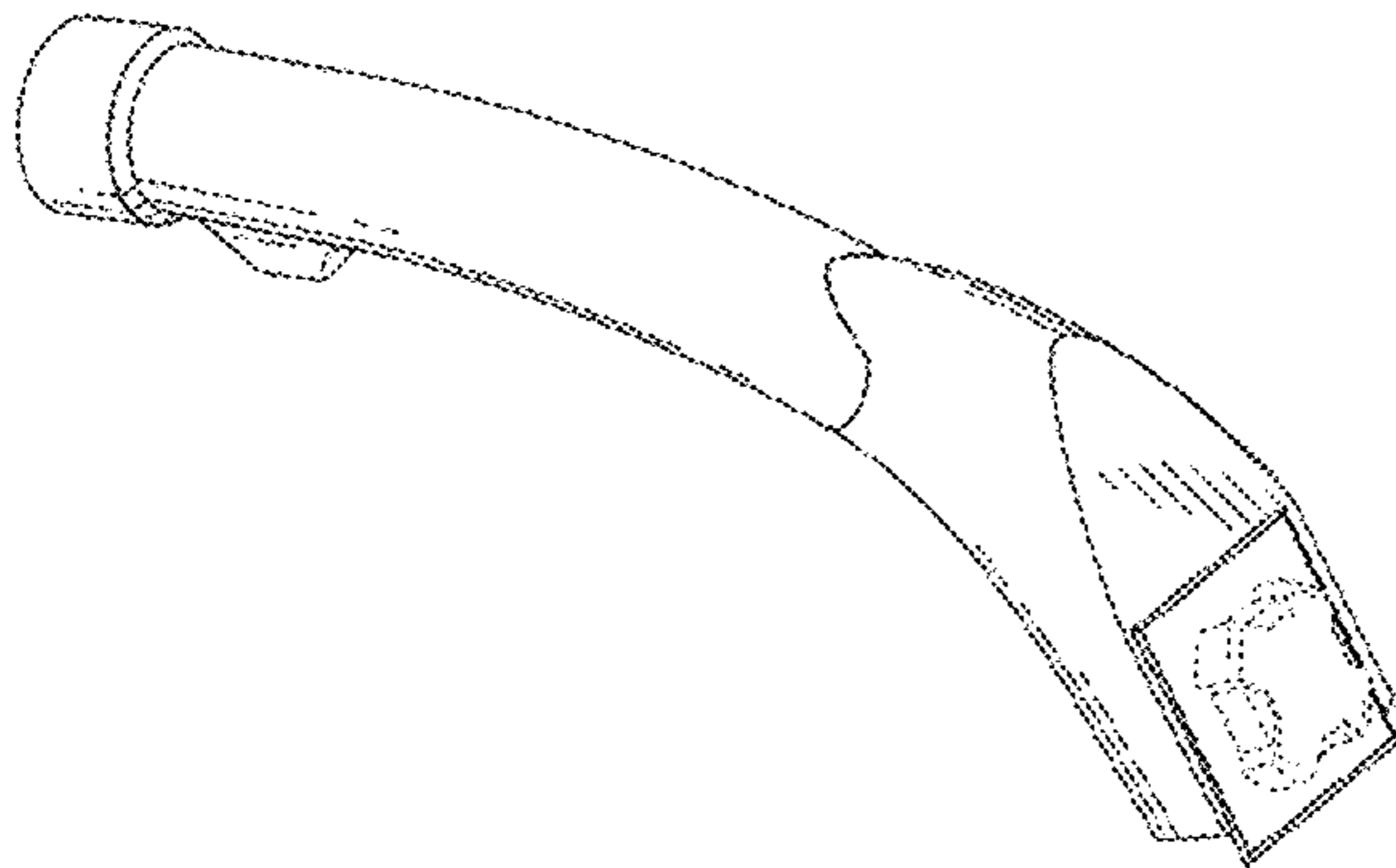
(57) **CLAIM**

The ornamental design for a scraper vacuum accessory tool, as shown and described.

DESCRIPTION

FIG. 1 is an isometric front perspective view of the front and upper surface of the scraper vacuum accessory tool; FIG. 2 is a perspective bottom view of the underside thereof; FIG. 3 is a top view thereof; FIG. 4 is a bottom view thereof; FIG. 5 is a front view thereof; and, FIG. 6 is a side view thereof. The broken lines in the Figures are for the purpose of illustrating exemplary environmental structure and form no part of the claimed design.

1 Claim, 3 Drawing Sheets



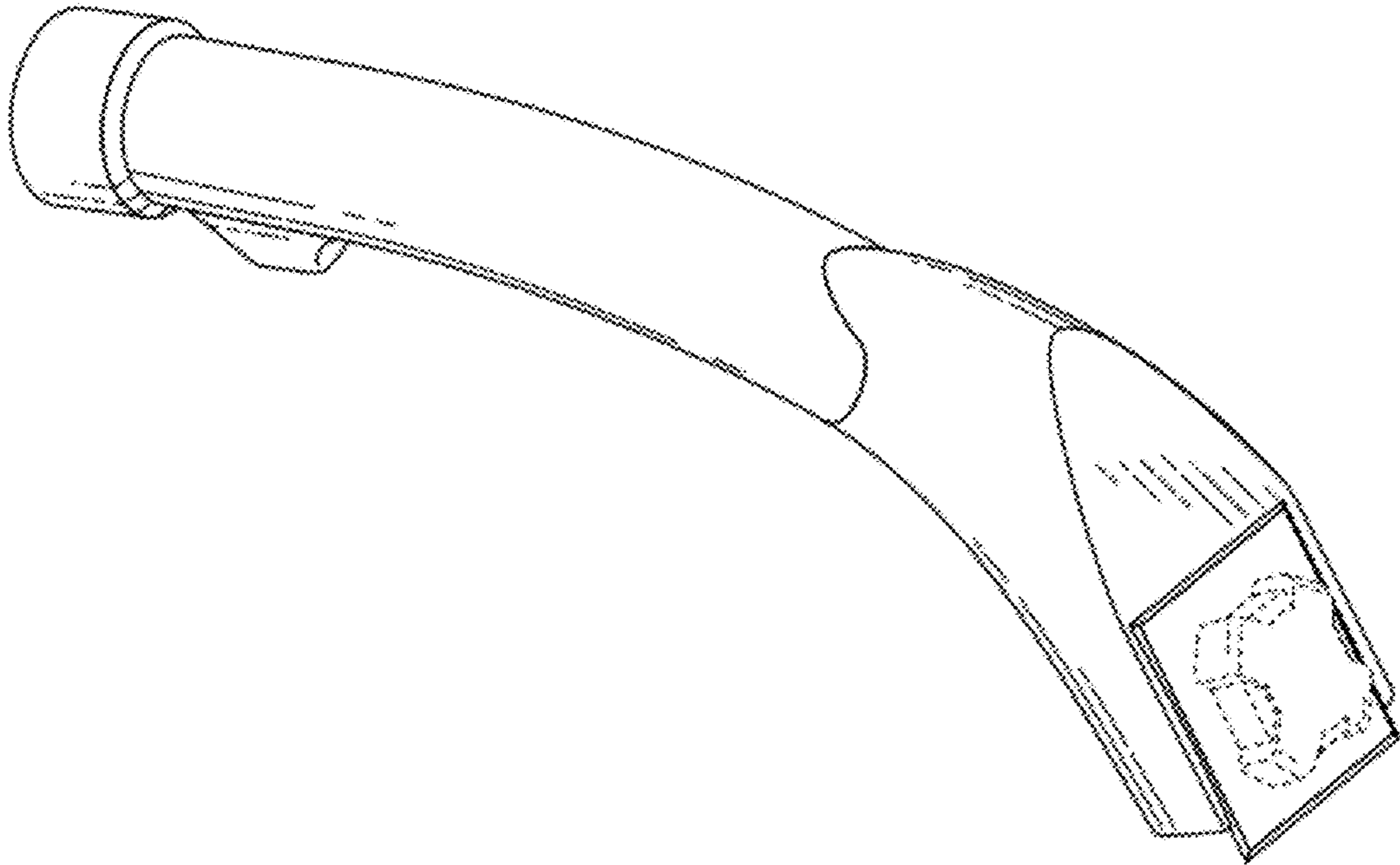


FIG. 1

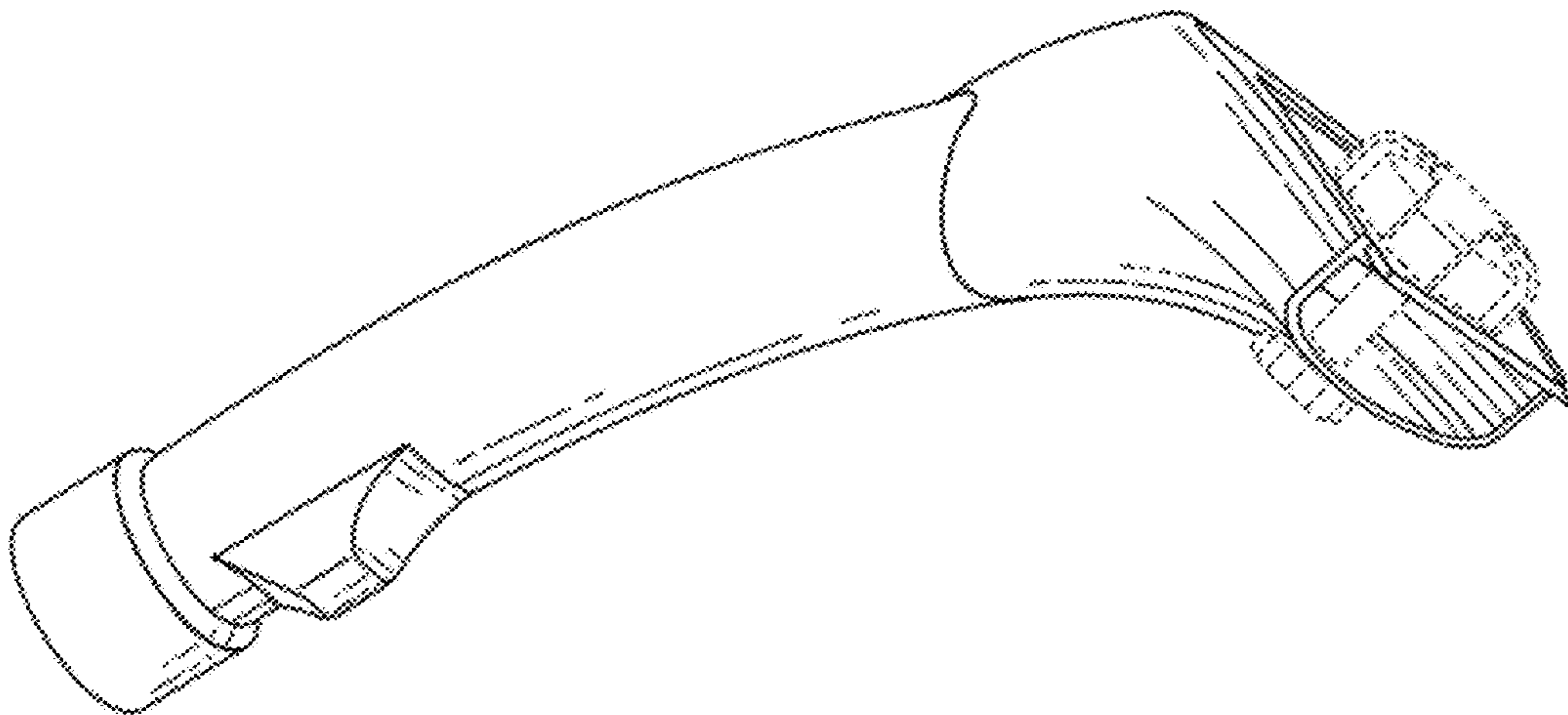


FIG. 2




FIG. 3

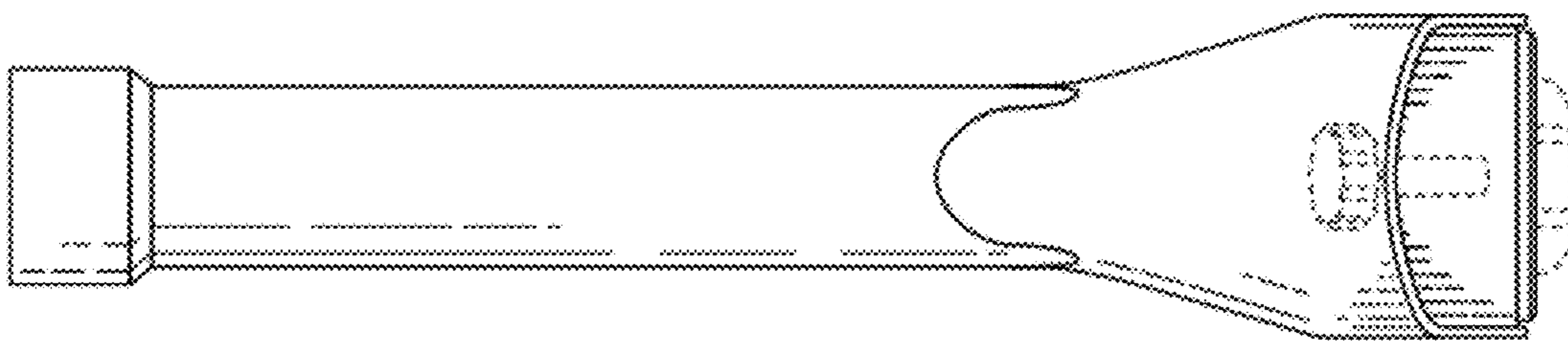


FIG. 4

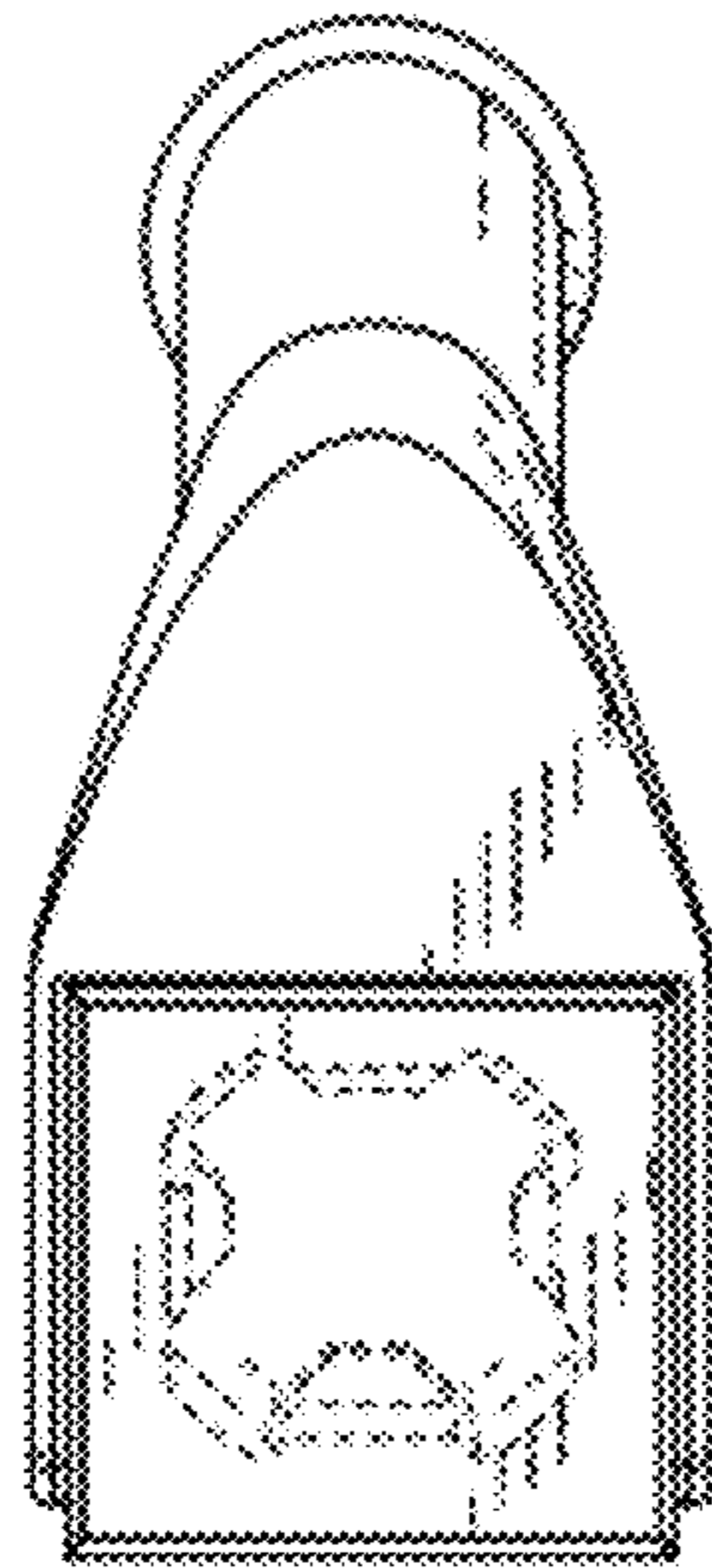


FIG. 5




FIG. 6