



US00D659314S

(12) **United States Design Patent**
Raven et al.

(10) **Patent No.:** **US D659,314 S**

(45) **Date of Patent:** **** May 8, 2012**

(54) **SWEEPER HANDLE**

(75) Inventors: **Meghan M. Raven**, Grand Rapids, MI (US); **Douglas J. Medema**, Belding, MI (US); **Jose Carlito Santiago**, Grand Rapids, MI (US)

(73) Assignee: **BISSELL Homecare, Inc.**, Grand Rapids, MI (US)

(**) Term: **14 Years**

(21) Appl. No.: **29/356,091**

(22) Filed: **Feb. 19, 2010**

(51) **LOC (9) Cl.** **15-05**

(52) **U.S. Cl.** **D32/31**

(58) **Field of Classification Search** D32/21-24, D32/31-34, 38-39; 15/41.1, 42-45, 320-322, 15/324-325, 327.1, 329, 339, 344, 350-353, 15/361-362, 403, 410-412, 414, 415.1, 416-422, 15/422.1

See application file for complete search history.

(56) **References Cited**

U.S. PATENT DOCUMENTS

D231,510 S * 4/1974 Ramsey D32/24
D247,040 S * 1/1978 Goodman et al. D32/24
D377,697 S * 1/1997 Stephens et al. D32/31

D399,618 S * 10/1998 Jacobs D32/22
D421,671 S * 3/2000 Thomas et al. D32/18
D509,934 S * 9/2005 Santiago et al. D32/31
D521,701 S * 5/2006 Scheifele et al. D32/25
D544,661 S 6/2007 Santiago et al.
D609,414 S * 2/2010 Santiago D32/31
D631,628 S * 1/2011 Benacquisto et al. D32/31
D632,035 S * 2/2011 Luyckx et al. D32/31
D632,036 S * 2/2011 McNeil et al. D32/31
D636,954 S * 4/2011 Liu et al. D32/22
2006/0000051 A1 * 1/2006 Cipolla et al. 15/353

* cited by examiner

Primary Examiner — Rosemary K Tarcza

(74) *Attorney, Agent, or Firm* — McGarry Bair PC

(57) **CLAIM**

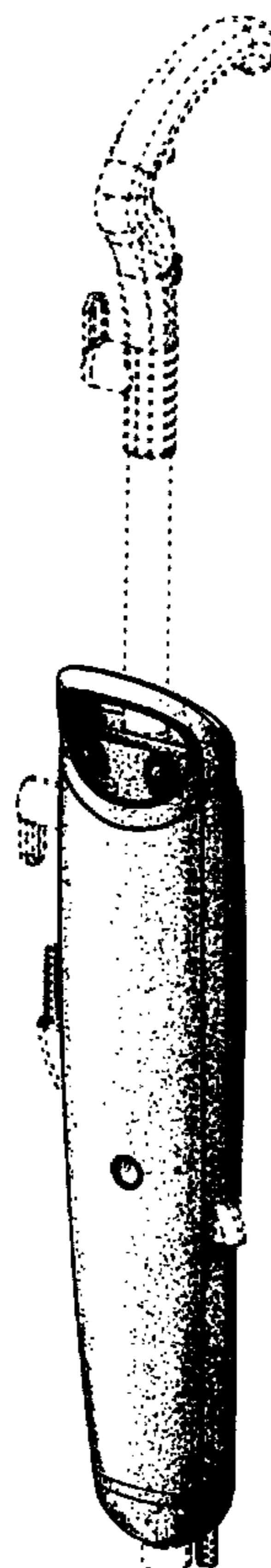
The ornamental design for a sweeper handle, as shown and described.

DESCRIPTION

FIG. 1 is a front perspective view of a sweeper handle which embodies our design;
FIG. 2 is a front view thereof;
FIG. 3 is a rear view thereof;
FIG. 4 is a left side view thereof;
FIG. 5 is a right side view thereof;
FIG. 6 is a top view thereof; and,
FIG. 7 is a bottom view thereof.

The broken lines shown in the drawings are included for the purpose of illustrating environmental structure and form no part of the claimed design.

1 Claim, 2 Drawing Sheets



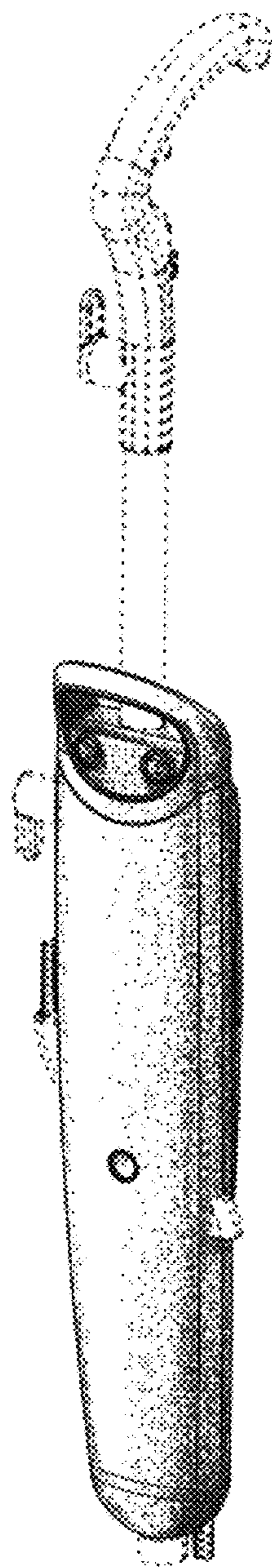


Fig. 1

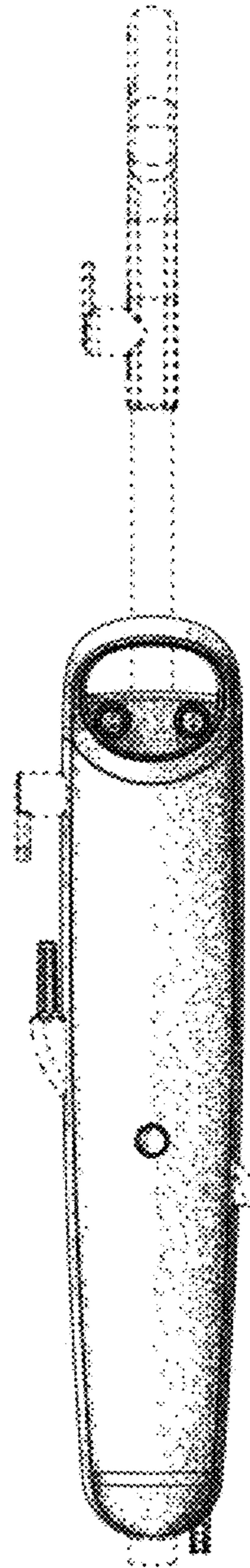


Fig. 2

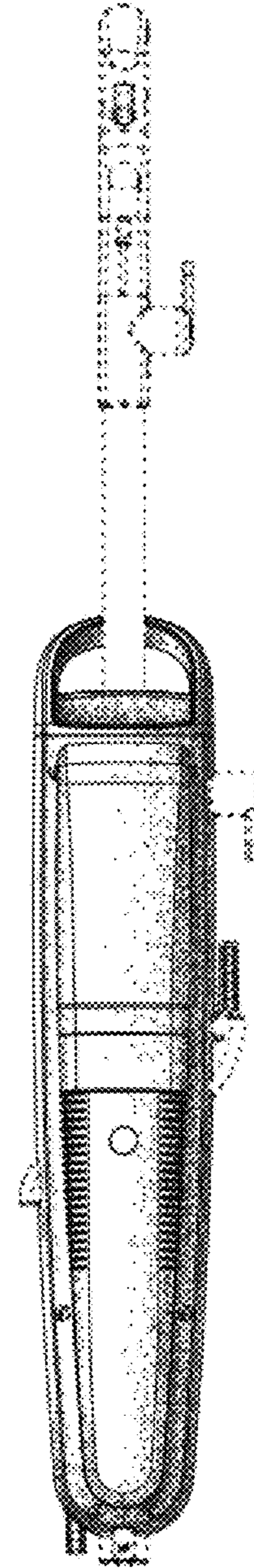


Fig. 3

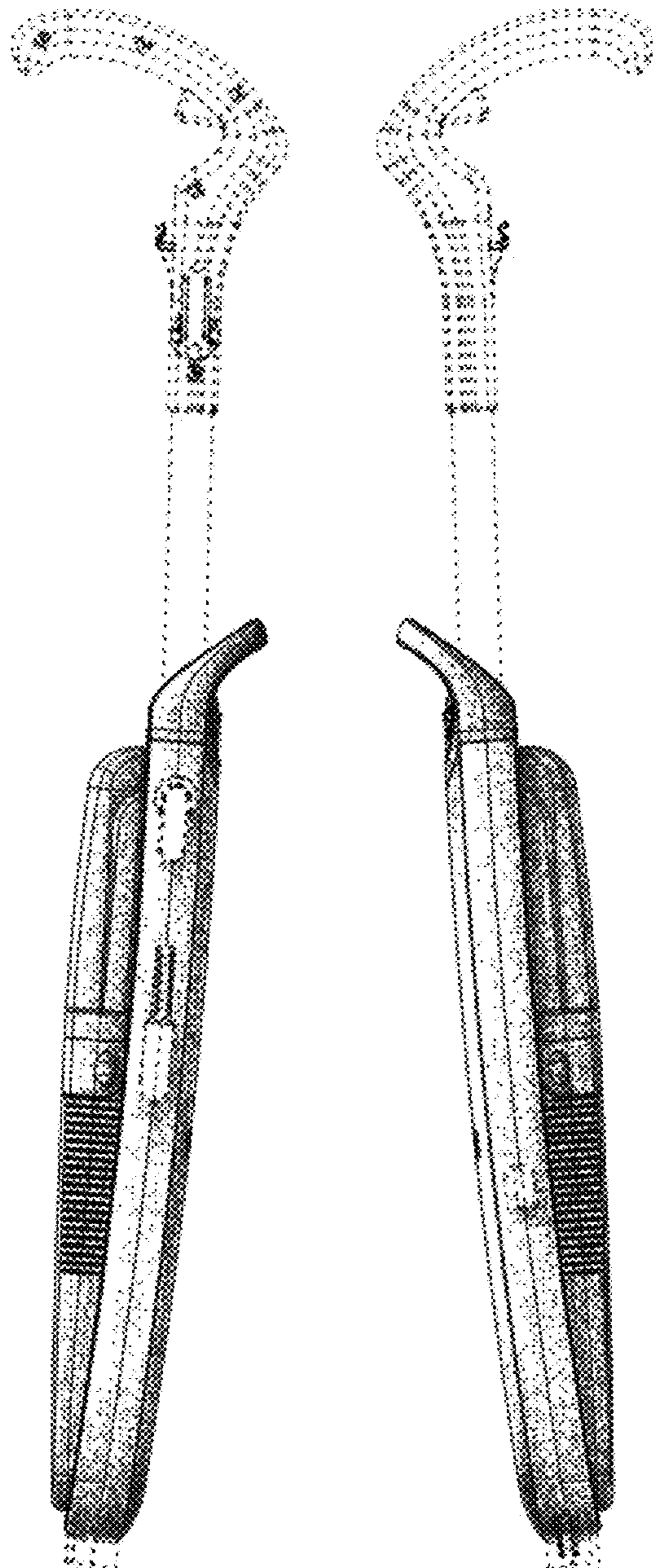


Fig. 4

Fig. 5

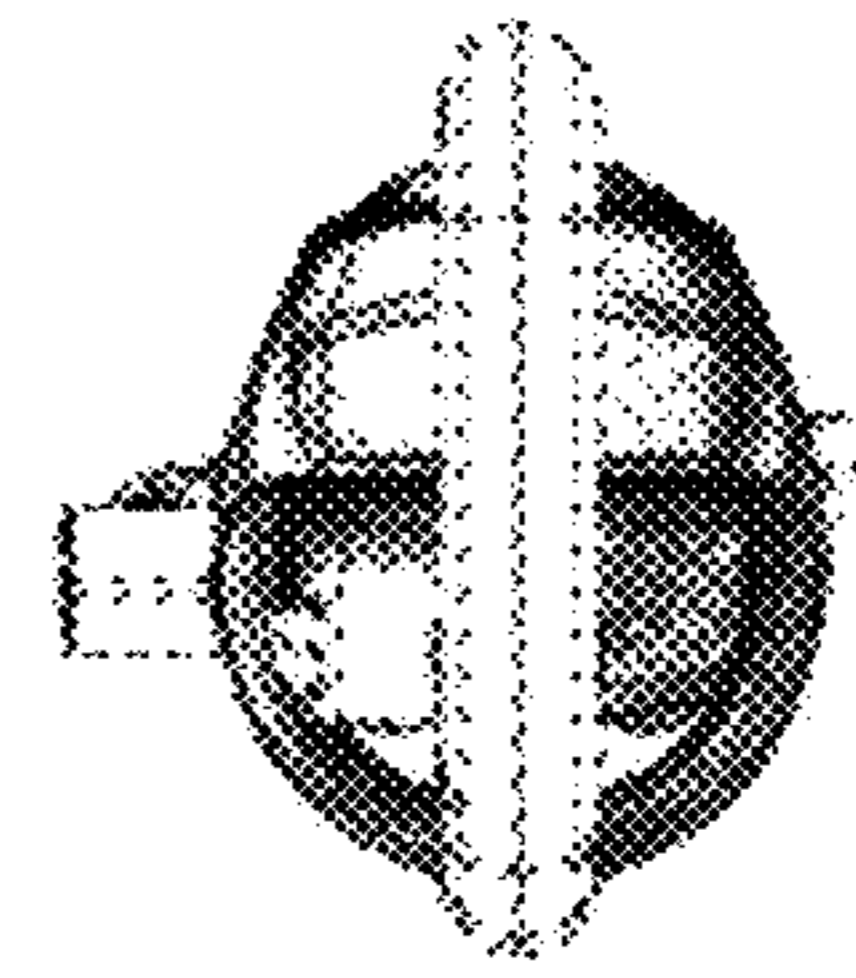


Fig. 6

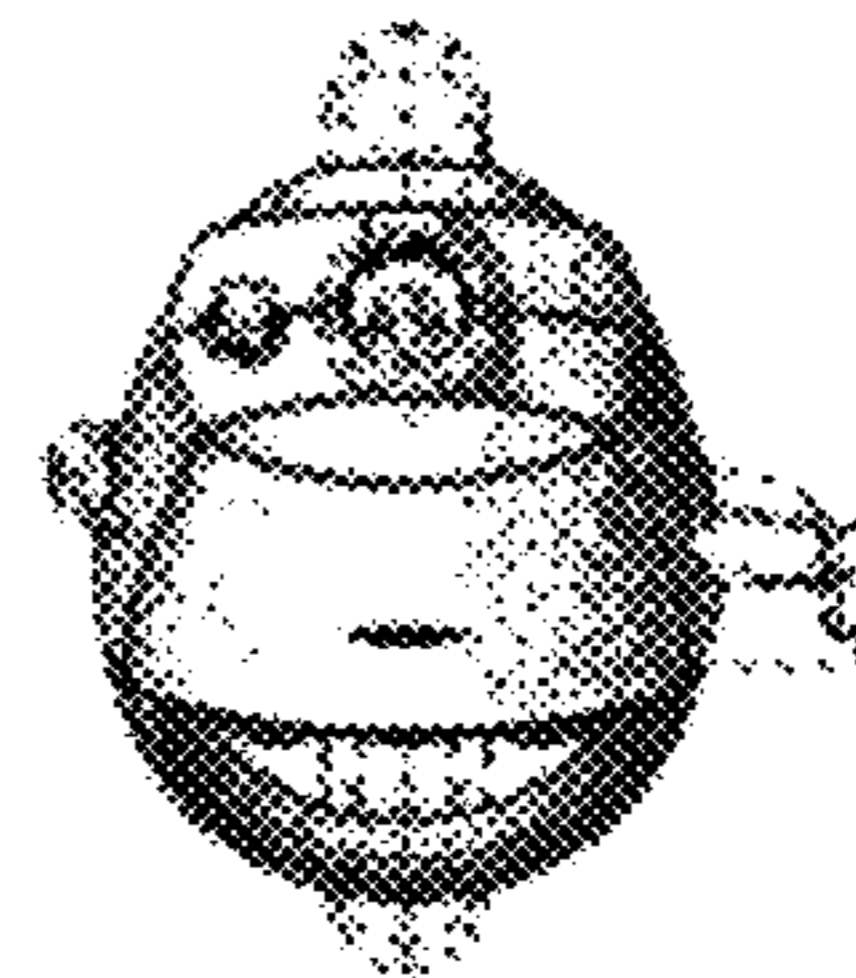


Fig. 7