



US00D659304S

(12) **United States Design Patent**
Vatka et al.

(10) **Patent No.:** **US D659,304 S**

(45) **Date of Patent:** **** May 8, 2012**

(54) **TRANSMITTER**

(75) Inventors: **Kari Vatka**, Oulunsalo (FI); **Mikko Tuunanen**, Oulunsalo (FI); **Sami Littow**, Haukipudas (FI); **Harri Piltonen**, Varjakka (FI)

(73) Assignee: **Radio Systems Corporation**, Knoxville, TX (US)

(**) Term: **14 Years**

(21) Appl. No.: **29/348,093**

(22) Filed: **Nov. 25, 2009**

(51) **LOC (9) Cl.** **30-08**

(52) **U.S. Cl.** **D30/155**

(58) **Field of Classification Search** D30/144,
D30/152, 151, 199; 119/712, 719-721, 856,
119/859, 863, 908, 129, 108, 106; D10/104,
D10/106, 116, 121; 340/573.3, 573.1; D14/432,
D14/356, 344; D3/215, 228; 40/658; 343/895;
540/1

See application file for complete search history.

(56) **References Cited**

U.S. PATENT DOCUMENTS

D298,872 S * 12/1988 Cassel et al. D30/199
4,794,402 A * 12/1988 Gonda et al. 119/720

4,887,549 A * 12/1989 Powell 119/718
5,099,797 A * 3/1992 Gonda 119/720
5,193,484 A * 3/1993 Gonda 119/859
5,605,116 A * 2/1997 Kim et al. 119/720
5,857,433 A * 1/1999 Files 119/720
6,061,037 A * 5/2000 Brouwers et al. 343/895
D456,811 S * 5/2002 Wheelock et al. D14/432
D555,298 S * 11/2007 Garon D30/152

* cited by examiner

Primary Examiner — Susan Moon Lee

(74) *Attorney, Agent, or Firm* — Pitts & Lake, P.C.

(57) **CLAIM**

The ornamental design for a transmitter, as shown and described.

DESCRIPTION

FIG. 1 is a front left perspective view of a transmitter of our new design;

FIG. 2 is a front view thereof;

FIG. 3 is a rear view thereof;

FIG. 4 is a left side view thereof;

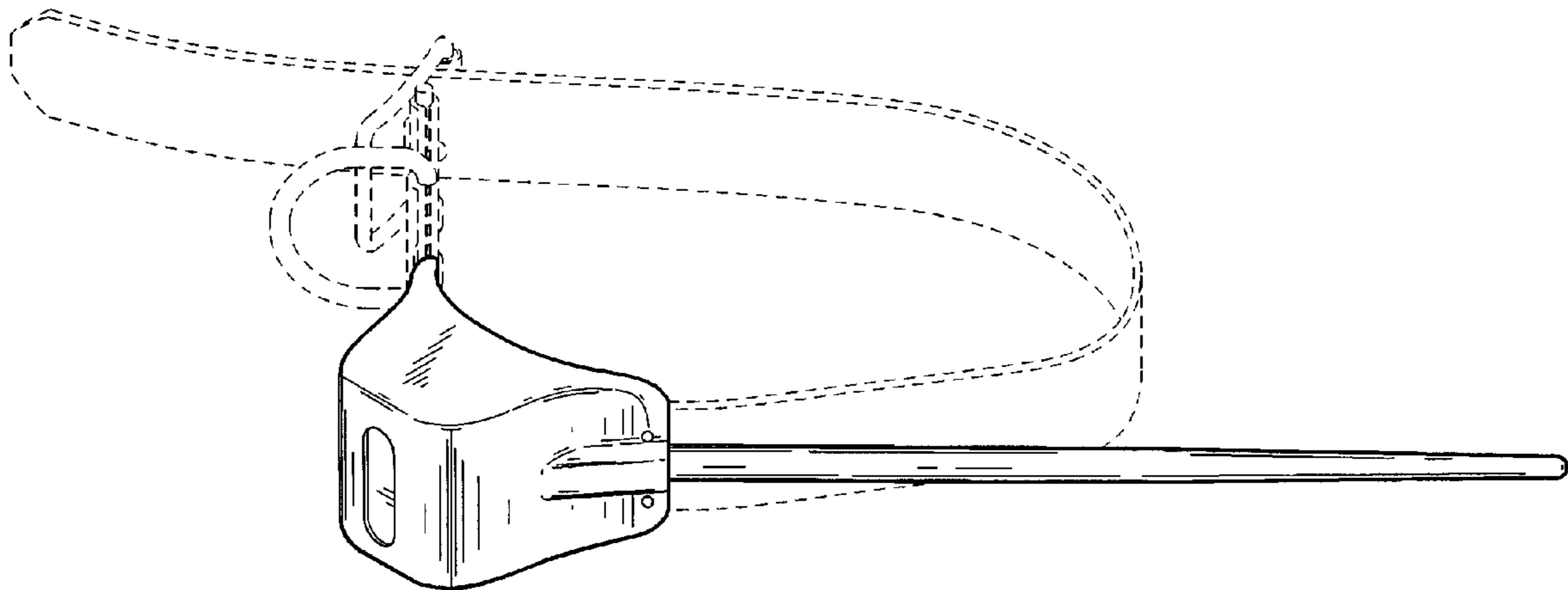
FIG. 5 is a right side view thereof;

FIG. 6 is a top view thereof; and,

FIG. 7 is a bottom view thereof.

The portions of the figures depicted in broken lines form no part of the claimed design.

1 Claim, 4 Drawing Sheets



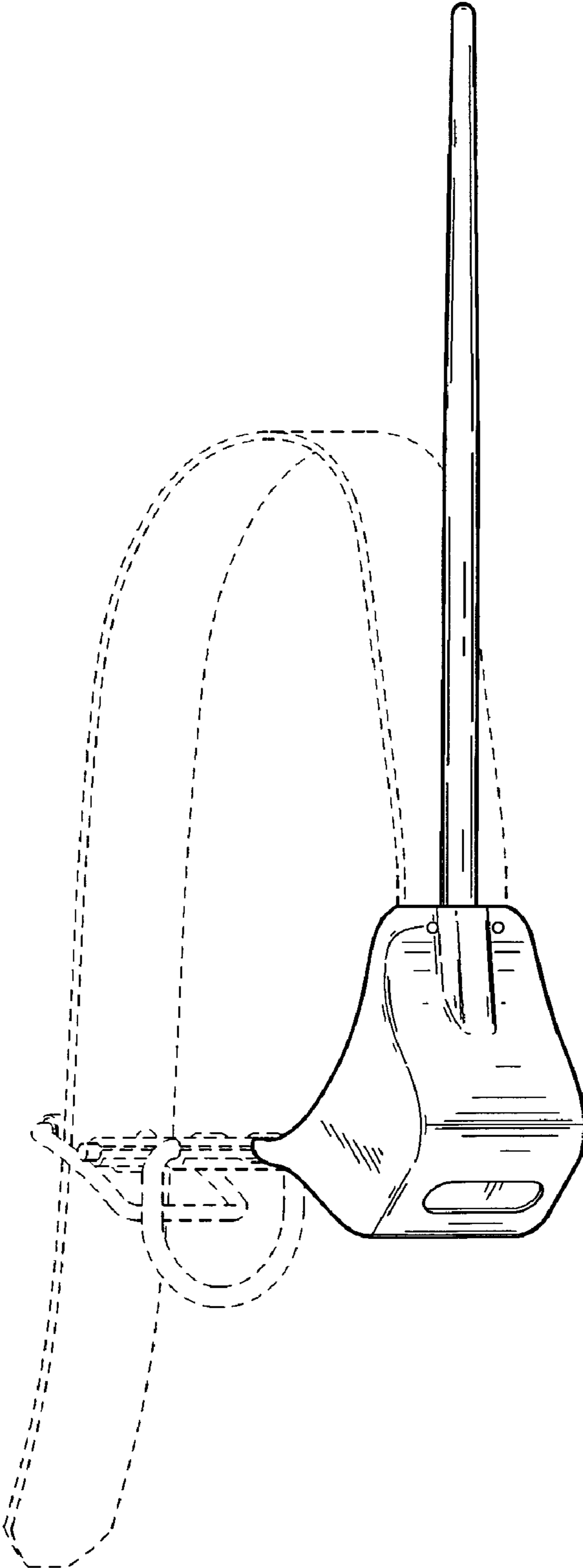


FIG. 1

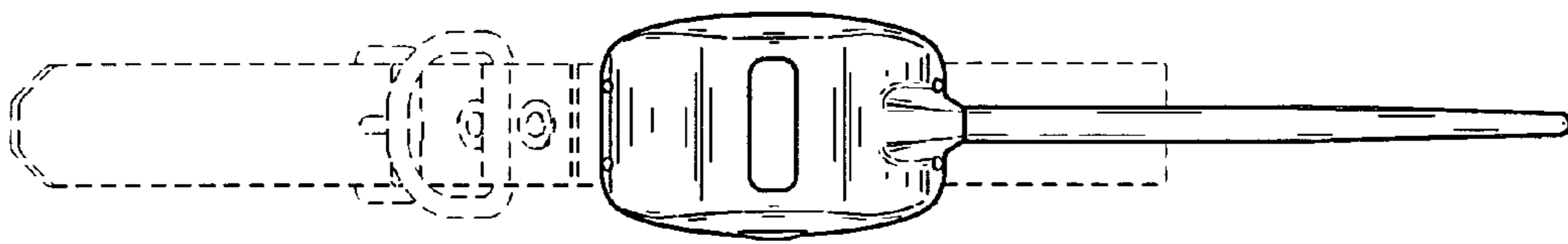


FIG. 2

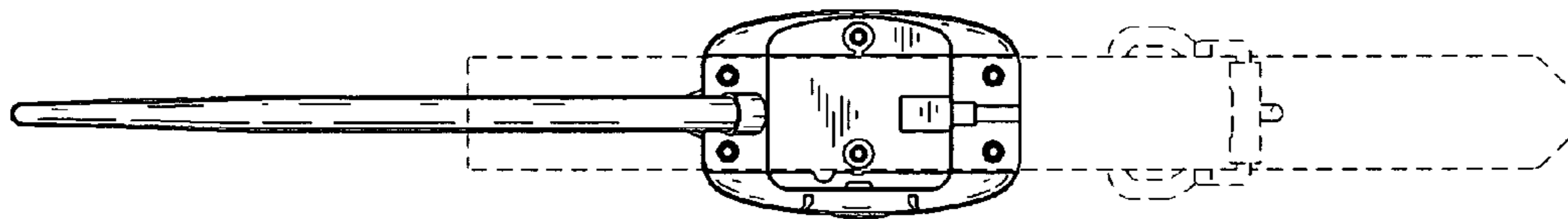


FIG. 3

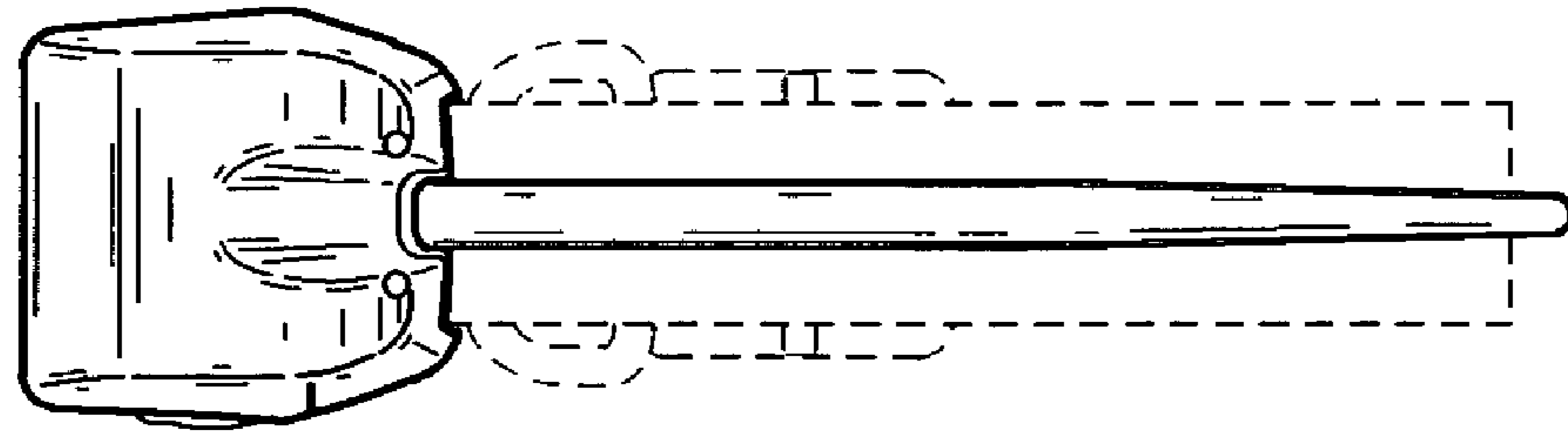


FIG. 4

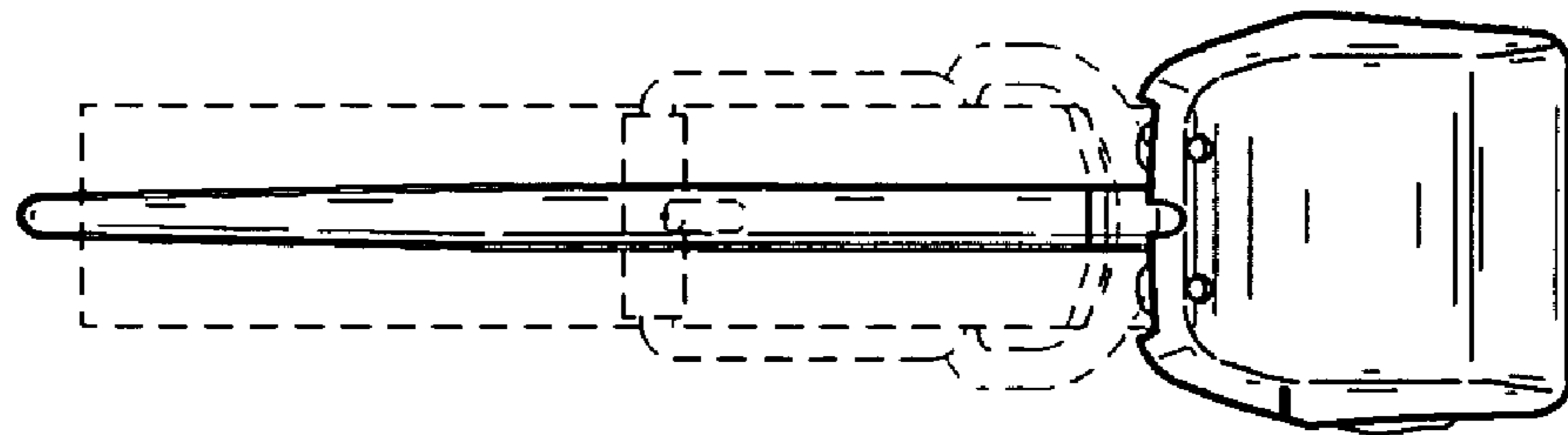


FIG. 5

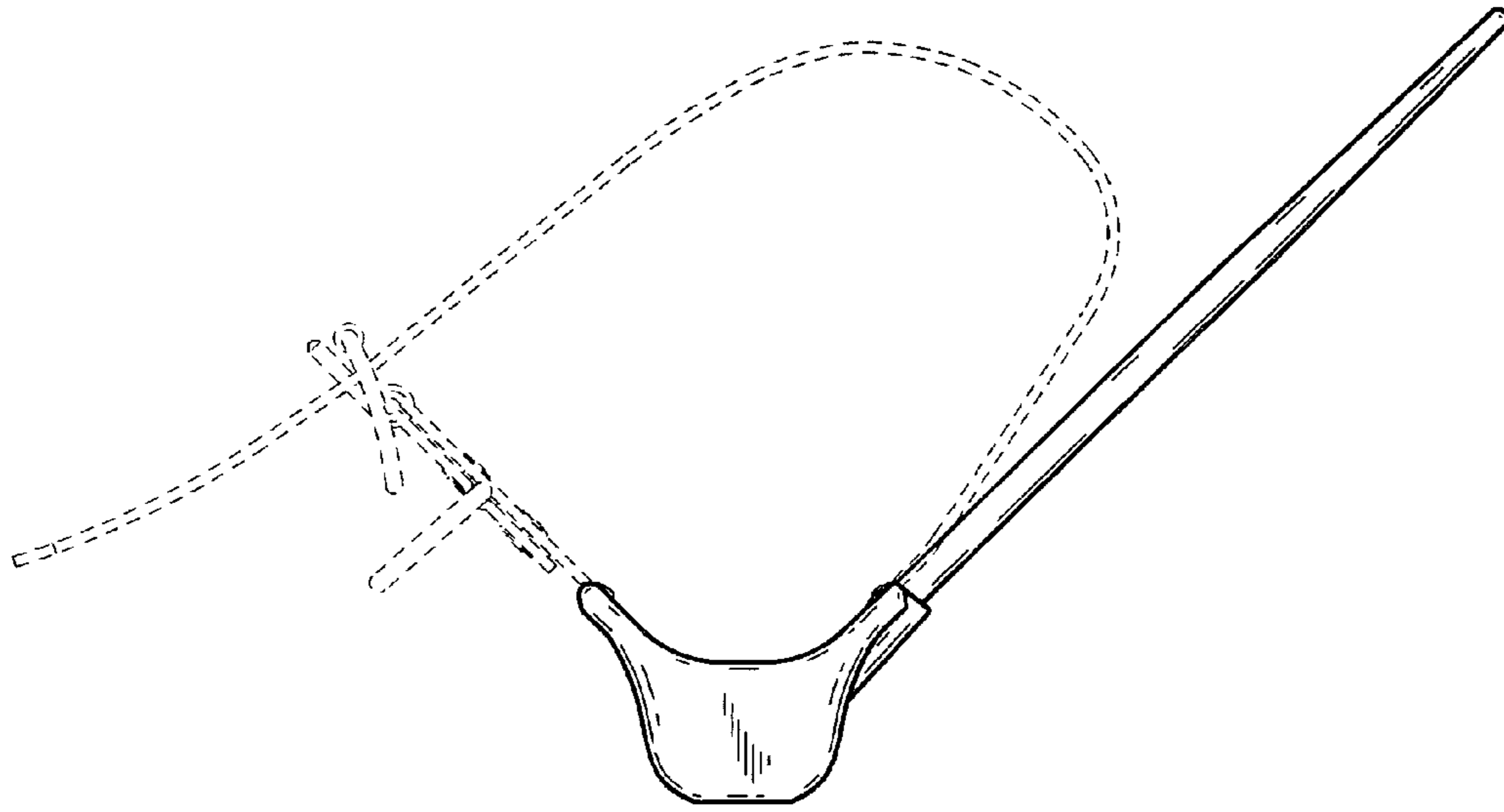


FIG. 6

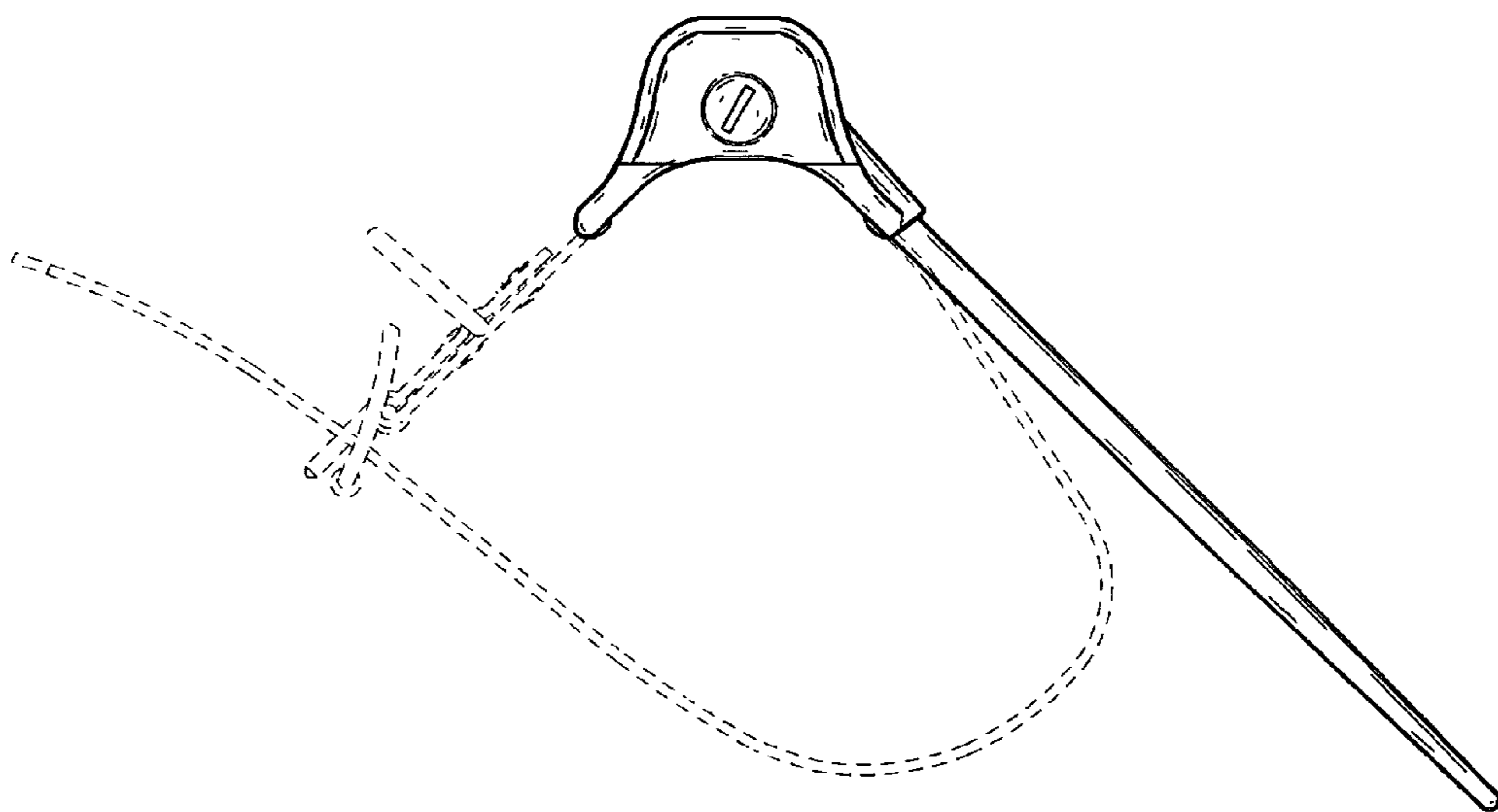


FIG. 7