



US00D659278S

(12) **United States Design Patent**
Sage et al.

(10) **Patent No.:** **US D659,278 S**

(45) **Date of Patent:** **** May 8, 2012**

(54) **CHANDELIER**

(75) Inventors: **Mark Sage**, Atlanta, GA (US); **Ruud Nijssen**, Trzcinica (PL)

(73) Assignee: **Rstoration Hardware, Inc.**, Corte Madera, CA (US)

(**) Term: **14 Years**

(21) Appl. No.: **29/399,879**

(22) Filed: **Aug. 19, 2011**

(51) **LOC (9) Cl.** **26-05**

(52) **U.S. Cl.** **D26/81**

(58) **Field of Classification Search** D26/80-92,
D26/144; 362/147, 404-408

See application file for complete search history.

(56) **References Cited**

U.S. PATENT DOCUMENTS

D70,159 S * 5/1926 Crumley D26/144
D71,025 S * 9/1926 Krause D26/81

D73,057 S * 7/1927 Seidell D26/144
D75,190 S * 5/1928 Schreibman et al. D26/144
D85,629 S * 11/1931 Wing D26/88
D91,159 S * 12/1933 McFadden D26/81
D603,551 S * 11/2009 Carlson D26/81

* cited by examiner

Primary Examiner — Clare E Heflin

(74) *Attorney, Agent, or Firm* — Duane Morris, LLP; Guy W. Chambers

(57) **CLAIM**

The ornamental design for a chandelier, as shown and described.

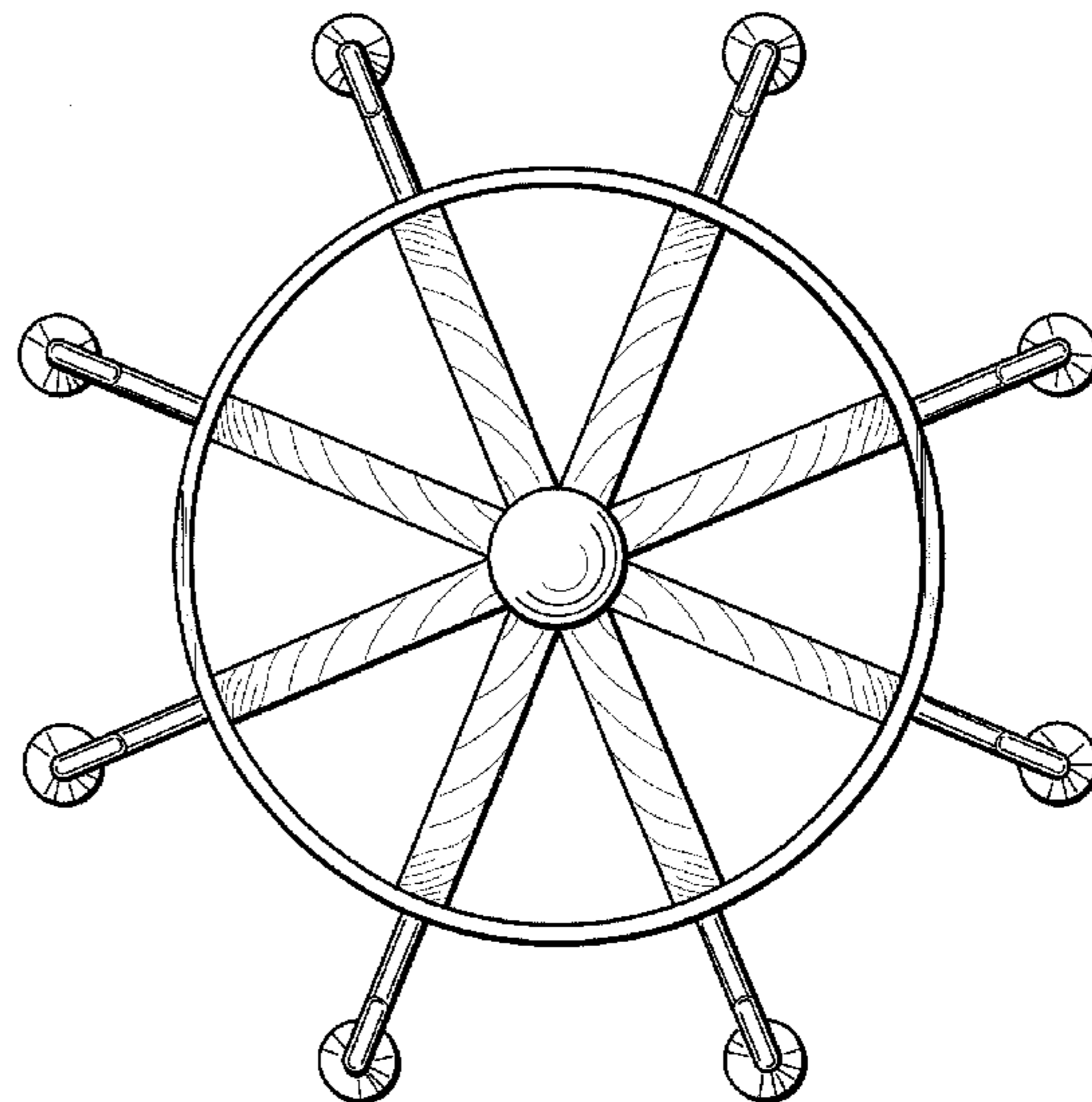
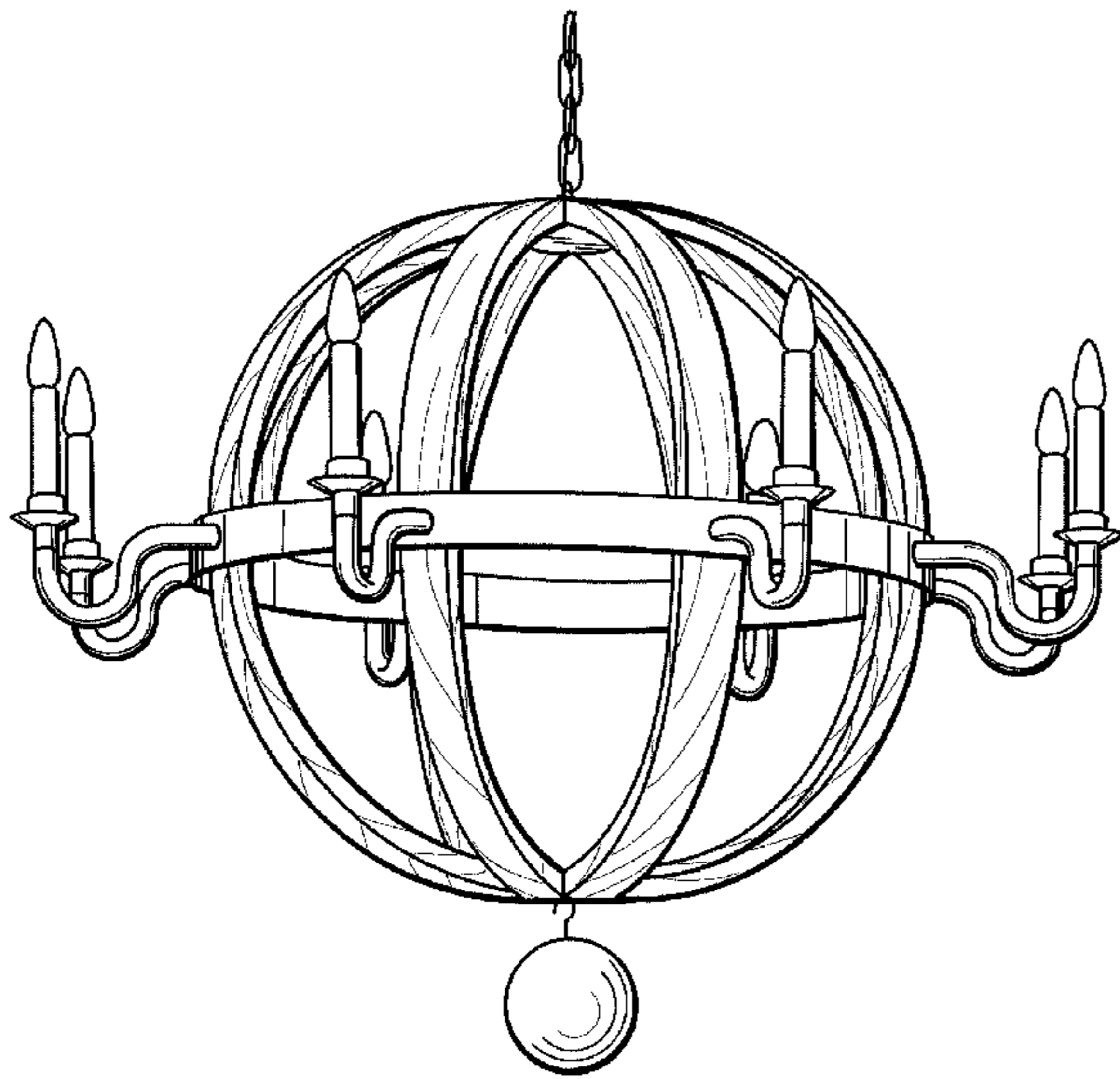
DESCRIPTION

FIG. 1 is a perspective view of a chandelier showing our new design;

FIG. 2 is a front elevational view (rear, right side and left side elevational view being the same thereof); and,

FIG. 3 is a bottom view thereof.

1 Claim, 3 Drawing Sheets






FIG. 1




FIG. 2




FIG. 3