



US00D659256S

(12) **United States Design Patent**
Galano

(10) **Patent No.:** **US D659,256 S**

(45) **Date of Patent:** **** May 8, 2012**

(54) **REAGENT CARD**

(75) Inventor: **Kenneth Galano**, Wrentham, MA (US)

(73) Assignee: **Siemens Healthcare Diagnostics, Inc.**,
Tarrytown, NY (US)

(**) Term: **14 Years**

(21) Appl. No.: **29/391,180**

(22) Filed: **May 4, 2011**

Related U.S. Application Data

(63) Continuation of application No. 29/359,683, filed on
Apr. 14, 2010, now Pat. No. Des. 637,732, which is a
continuation of application No. 29/342,954, filed on
Sep. 3, 2009, now Pat. No. Des. 616,564.

(51) **LOC (9) Cl.** **24-01**

(52) **U.S. Cl.** **D24/225**

(58) **Field of Classification Search** D24/216-232,
D24/186; D10/81; D3/203.2-203.3; D9/732;
435/288.4, 304.1, 305.3, 305.4; 422/500,
422/547; 206/538, 489, 820, 824

See application file for complete search history.

(56) **References Cited**

U.S. PATENT DOCUMENTS

5,753,456 A * 5/1998 Naqui et al. 435/288.2
D588,471 S * 3/2009 Fluegel et al. D9/732
2005/0118711 A1* 6/2005 Nordheim et al. 435/287.1
* cited by examiner

Primary Examiner — Anhdao Doan

(74) *Attorney, Agent, or Firm* — Noam R. Pollack

(57) **CLAIM**

The ornamental design for a reagent card, as shown and
described.

DESCRIPTION

FIG. 1 is a top perspective view of a reagent card, showing my
new design;

FIG. 2 is a top view thereof;

FIG. 3 is a rear view thereof;

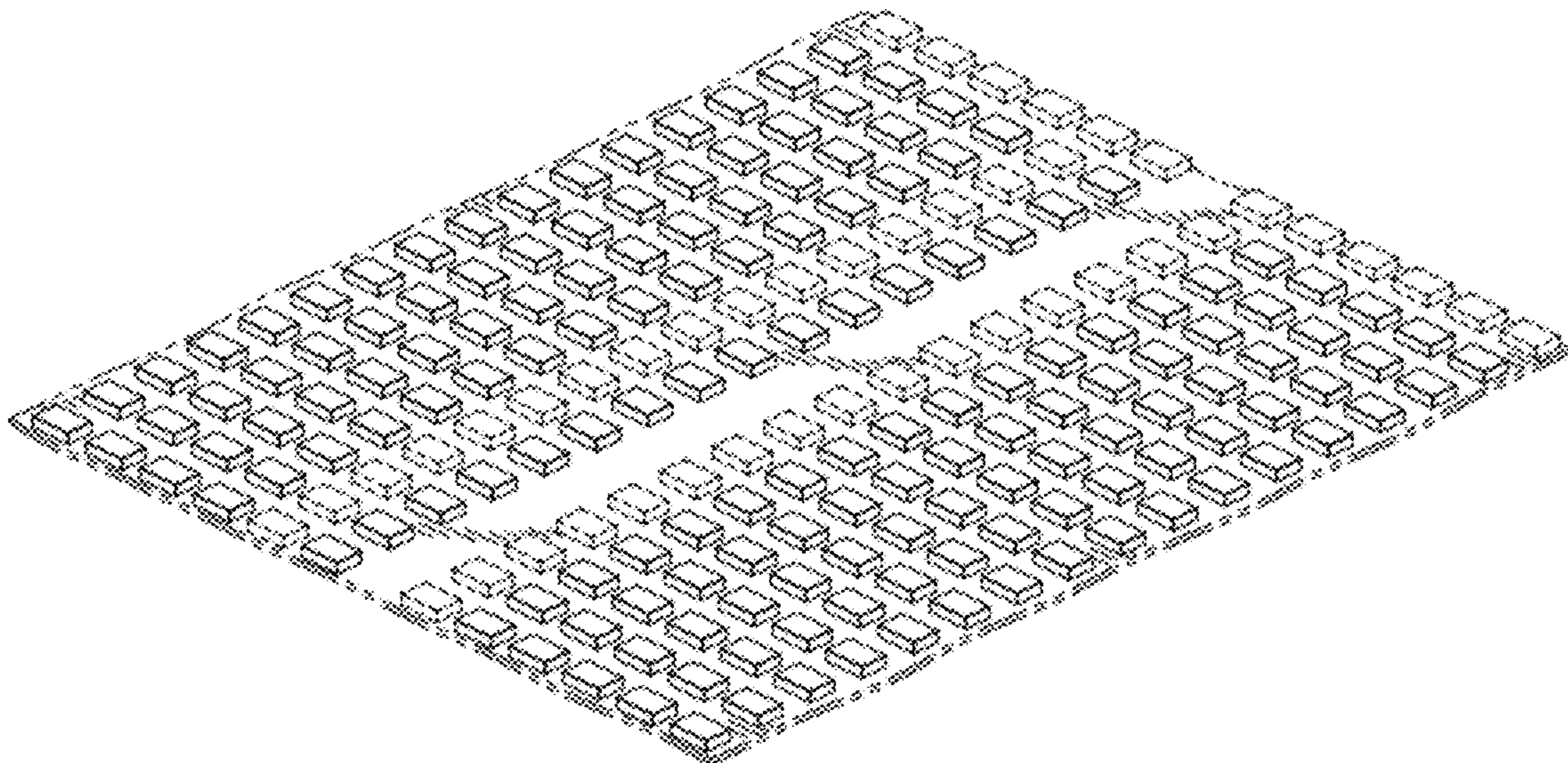
FIG. 4 is a front view thereof;

FIG. 5 is a left side view thereof; and,

FIG. 6 is a right side view thereof.

The bottom view of the design is not shown and forms no part
of the claimed design. In the drawings, the two-dot chain lines
represent the bounds of the claim, and all other broken lines
are included for the purpose of illustrating portions of the
reagent card that form no part of the claimed design. None of
the broken lines form a part of the claimed design.

1 Claim, 3 Drawing Sheets






FIG. 1

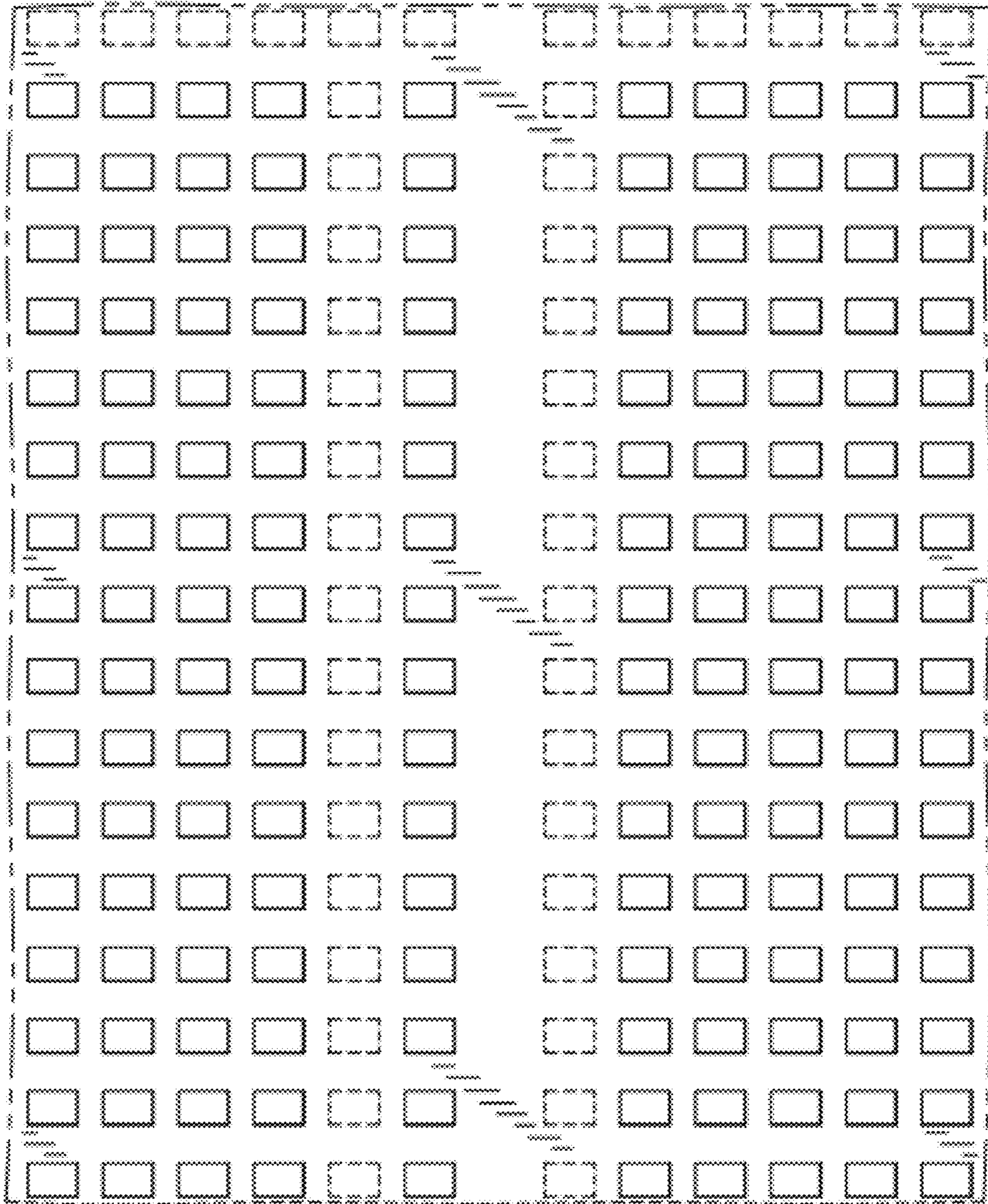


FIG. 2

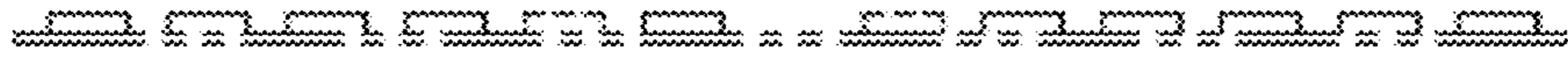


FIG. 3



FIG. 4



FIG. 5



FIG. 6