



US00D659255S

(12) **United States Design Patent**  
**Henssler et al.**

(10) **Patent No.:** **US D659,255 S**

(45) **Date of Patent:** **\*\* May 8, 2012**

(54) **CENTRIFUGE**

(75) Inventors: **Heinrich Henssler**, Schwäbisch Gmünd (DE); **Martin Schultheiss**, Schwäbisch Gmünd (DE)

(73) Assignee: **Thermo Electron LED GmbH**, Langenselbold (DE)

(\*\*) Term: **14 Years**

(21) Appl. No.: **29/360,889**

(22) Filed: **May 3, 2010**

(51) **LOC (9) Cl.** ..... **24-01**

(52) **U.S. Cl.** ..... **D24/219**

(58) **Field of Classification Search** ..... D24/216-224, D24/231, 232, 186; D10/81; 422/72; 494/9, 494/11, 12, 20, 84

See application file for complete search history.

(56) **References Cited**

**U.S. PATENT DOCUMENTS**

3,970,245	A *	7/1976	Aeschlimann	.....	494/9
5,490,830	A *	2/1996	Lovelady et al.	.....	494/14
5,855,545	A *	1/1999	Kishi et al.	.....	494/12
D413,987	S *	9/1999	Eberle	.....	D24/219

D437,418	S *	2/2001	Suzuki et al.	.....	D24/219
D525,890	S *	8/2006	Inagaki	.....	D10/81
D527,462	S *	8/2006	Raimann	.....	D24/219
7,314,442	B2 *	1/2008	Shimizu et al.	.....	494/60
D617,909	S *	6/2010	Taniguchi et al.	.....	D24/219

\* cited by examiner

*Primary Examiner* — Anhdao Doan

(74) *Attorney, Agent, or Firm* — Wood, Herron & Evans, LLP

(57) **CLAIM**

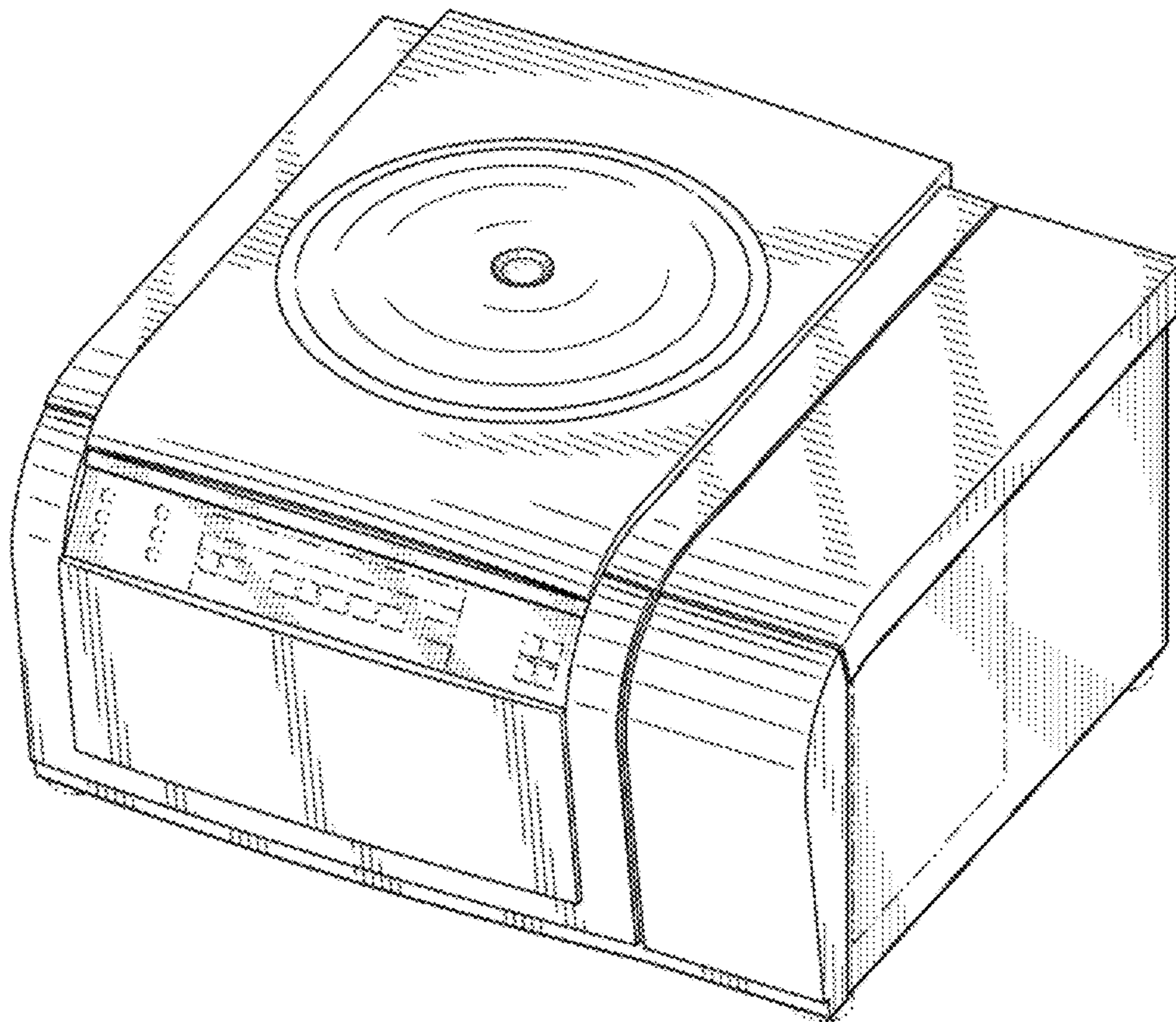
The ornamental design for a centrifuge, as shown and described.

**DESCRIPTION**

FIG. 1 is an isometric view of our new centrifuge design; FIG. 2 is a front view thereof; FIG. 3 is a right side view thereof; FIG. 4 is a rear view thereof; FIG. 5 is a left side view thereof; FIG. 6 is a top view thereof; and, FIG. 7 is a bottom view thereof.

The broken lines in the drawing views represent environments and form no part of the claimed design.

**1 Claim, 6 Drawing Sheets**



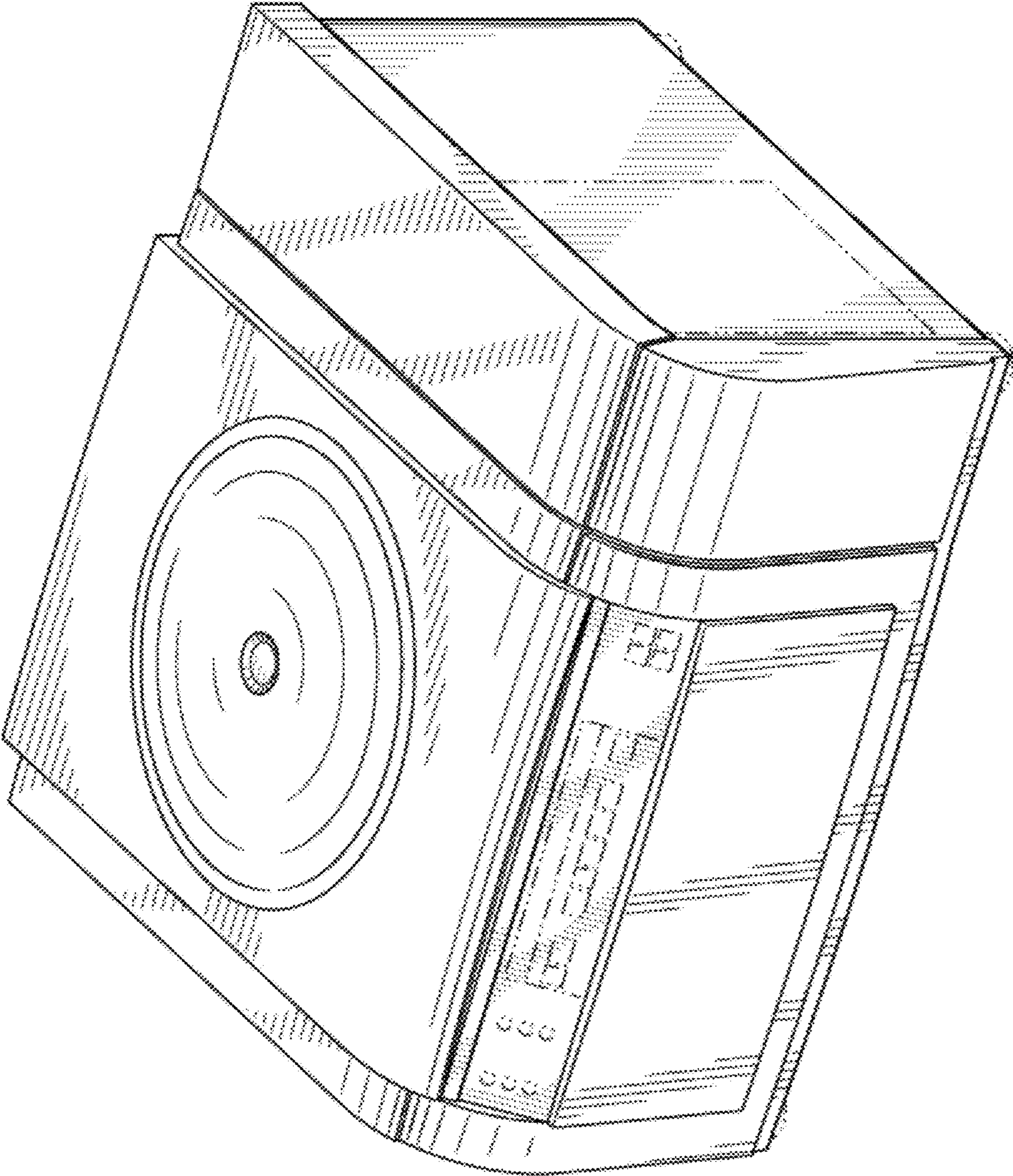


FIG. 1






FIG. 2




FIG. 3

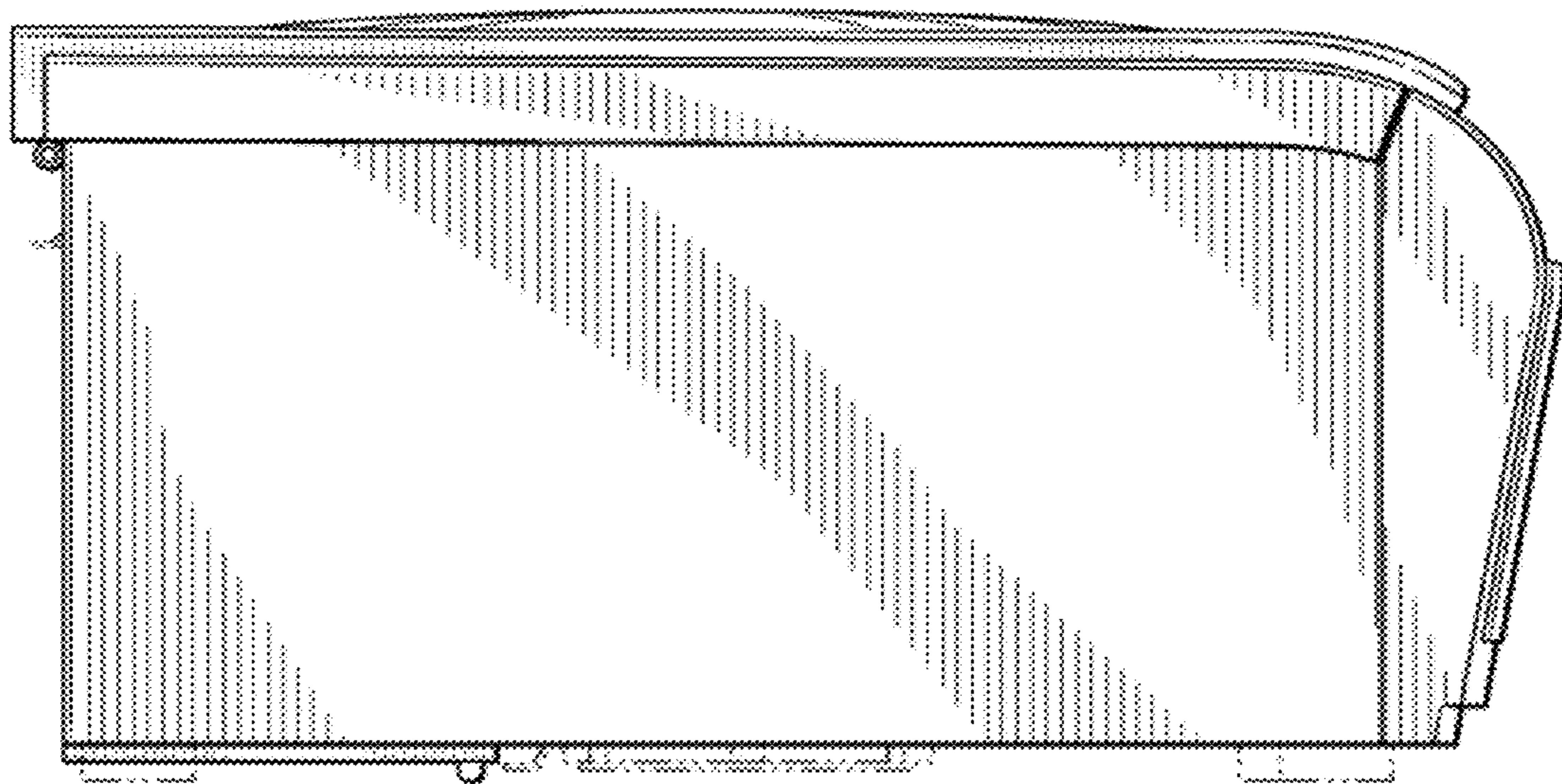


FIG. 5



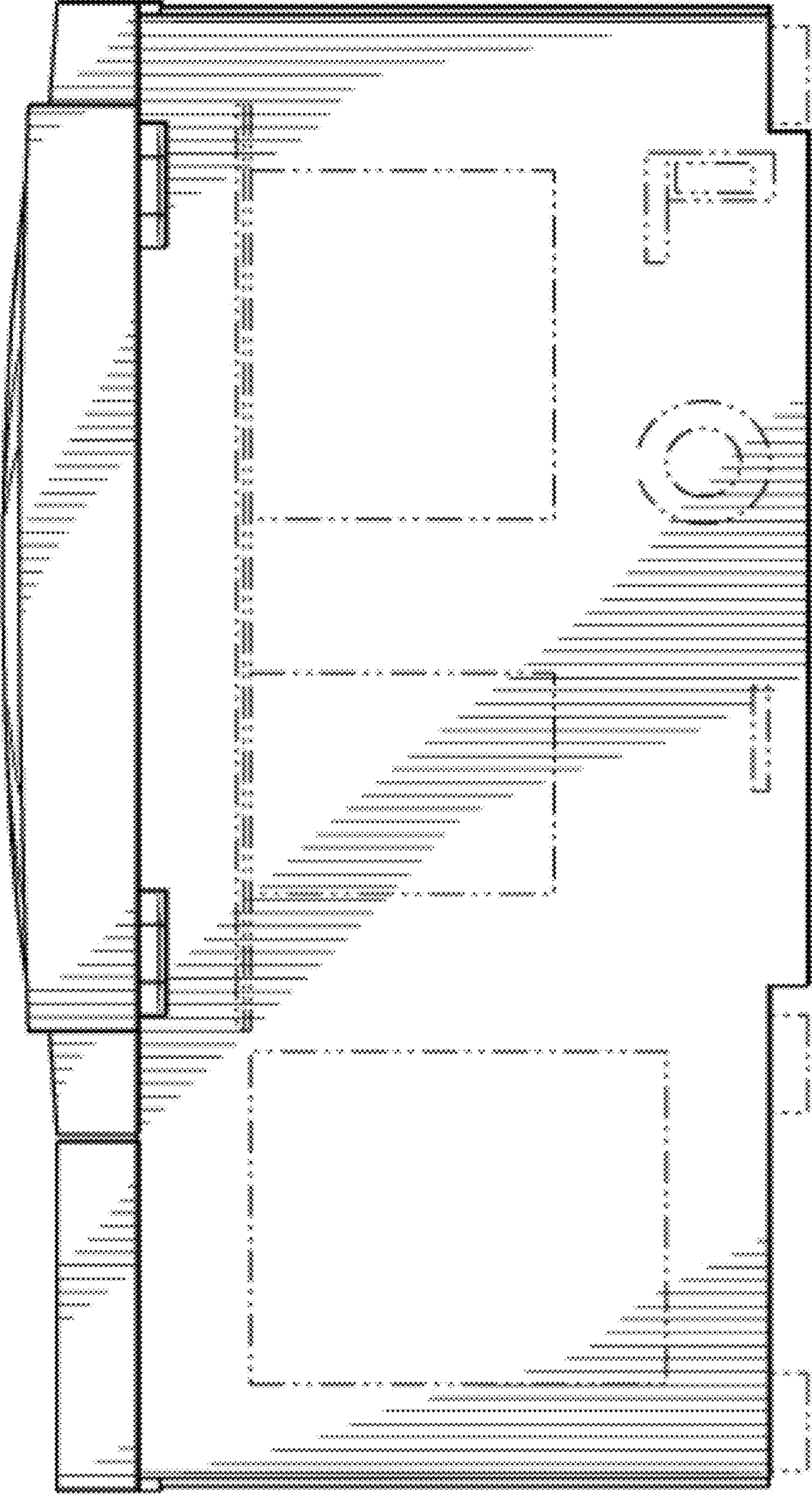


FIG. 4

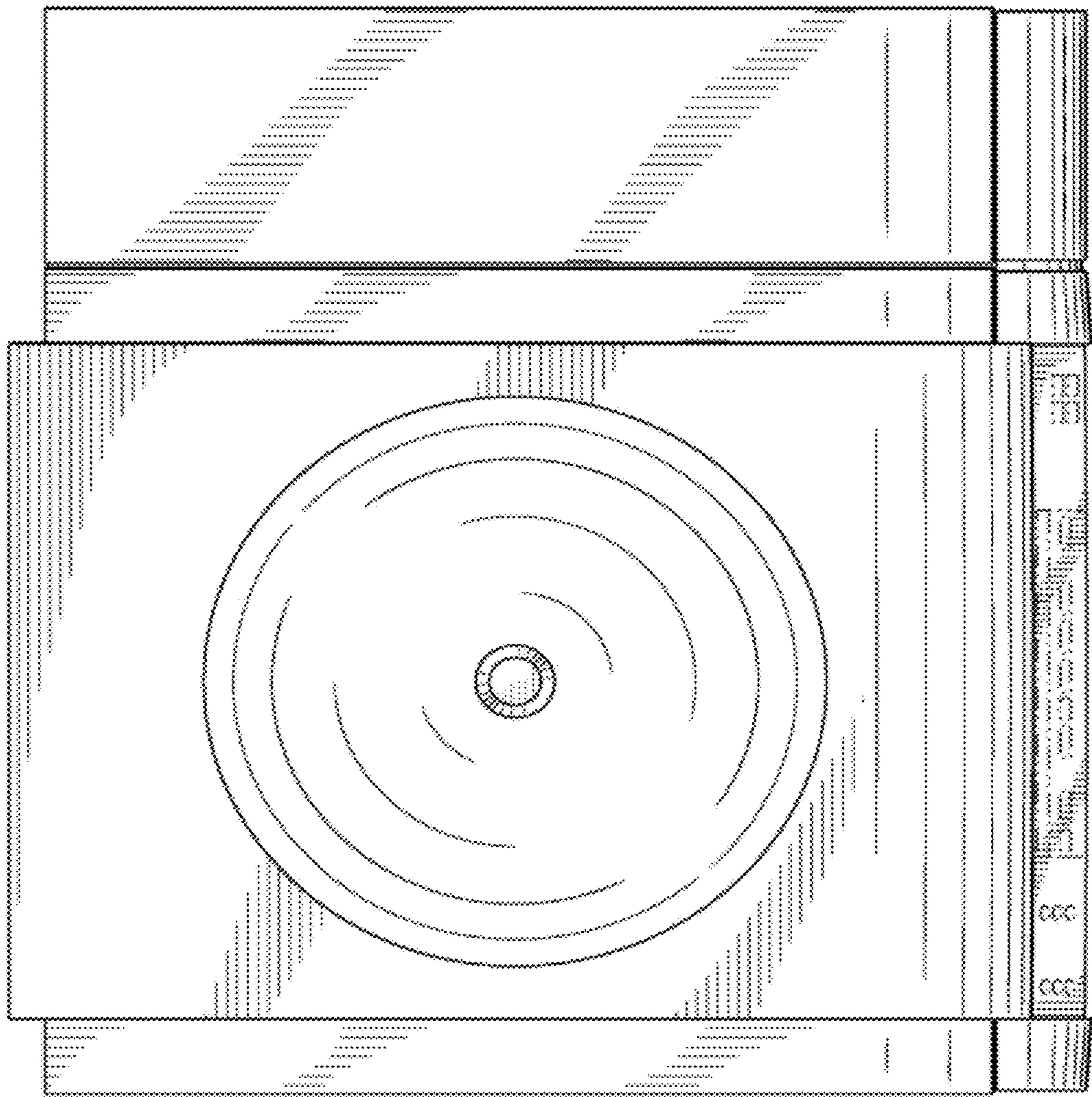


FIG. 6



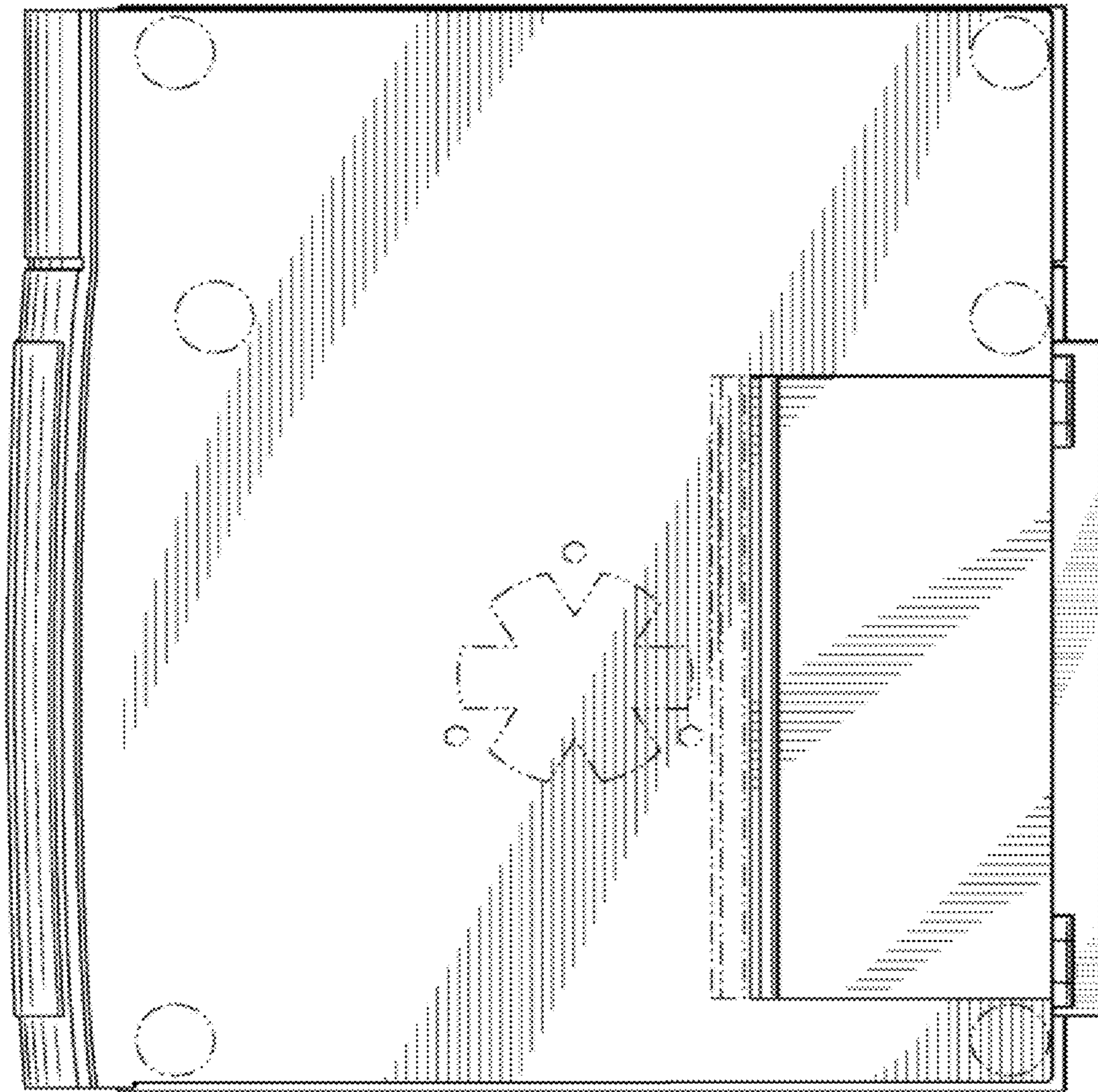


FIG. 7

UNITED STATES PATENT AND TRADEMARK OFFICE  
**CERTIFICATE OF CORRECTION**

PATENT NO. : D659,255 S  
APPLICATION NO. : 29/360889  
DATED : May 8, 2012  
INVENTOR(S) : Henssler et al.

Page 1 of 1

It is certified that error appears in the above-identified patent and that said Letters Patent is hereby corrected as shown below:

On the Title Page

Insert item -- [30] Foreign Application Priority Claim Application Numbers

001691320-0001	EP	2010-04-07
001691320-0002	EP	2010-04-07
001691320-0003	EP	2010-04-07
001691320-0004	EP	2010-04-07
001691320-0005	EP	2010-04-07
001691320-0006	EP	2010-04-07
001691320-0007	EP	2010-04-07
001691320-0008	EP	2010-04-07 --

In the Description

Col. 2, line 1 of the Design Patent, insert -- Cross Reference

The present application claims the priority under 35 U.S.C. 119 of European Community Design Application No. 001691320-0001, filed April 7, 2010, the disclosure of which is hereby incorporated herein by reference in its entirety. --

Signed and Sealed this  
Tenth Day of July, 2012



David J. Kappos  
*Director of the United States Patent and Trademark Office*