



US00D659238S

(12) **United States Design Patent**
Sakata et al.

(10) **Patent No.:** **US D659,238 S**
(45) **Date of Patent:** **** May 8, 2012**

(54) **ABSORBENT STRIP FOR INCORPORATION INTO DIAPER OR SANITARY NAPKIN**

(75) Inventors: **Jun Sakata**, Himeji (JP); **Junichi Takatori**, Himeji (JP); **Shinya Fukudome**, Himeji (JP)

(73) Assignee: **Sumitomo Seika Chemicals Co., Ltd.**, Hyogo (JP)

(**) Term: **14 Years**

(21) Appl. No.: **29/404,862**

(22) Filed: **Oct. 26, 2011**

Related U.S. Application Data

(62) Division of application No. 29/355,253, filed on Feb. 4, 2010, now Pat. No. Des. 652,508.

(30) **Foreign Application Priority Data**

Aug. 6, 2009 (JP) 2009-018032
Aug. 6, 2009 (JP) 2009-018033
Aug. 6, 2009 (JP) 2009-018034
Aug. 6, 2009 (JP) 2009-018035
Aug. 6, 2009 (JP) 2009-018036
Aug. 6, 2009 (JP) 2009-018037

(51) **LOC (9) Cl.** **24-04**

(52) **U.S. Cl.** **D24/124**

(58) **Field of Classification Search** D24/124-126;
604/385.07, 358, 363, 364, 368-375, 385.01,
604/385.03, 385.14, 385.23, 387, 390; D5/60,
D5/21, 25, 35, 39, 29, 59, 61
See application file for complete search history.

(56) **References Cited**

U.S. PATENT DOCUMENTS

D332,659 S 1/1993 Bisaga
D377,980 S 2/1997 Slingland

D379,226 S 5/1997 Kaczmarzyk et al.
6,307,119 B1 10/2001 Cammarota et al.
6,447,497 B1 9/2002 Olson
6,554,816 B1 4/2003 Olson
6,575,953 B2 6/2003 Olson
6,635,797 B2 10/2003 Olson et al.
D482,445 S * 11/2003 De Carvalho et al. D24/125
D504,510 S 4/2005 Otsubo et al.
6,976,978 B2 12/2005 Ruman et al.

(Continued)

OTHER PUBLICATIONS

Co-pending U.S. Appl. No. 29/404,877, filed Oct. 26, 2011.

(Continued)

Primary Examiner — T. Chase Nelson

Assistant Examiner — Michelle E Wilson

(74) *Attorney, Agent, or Firm* — Hamre, Schumann, Mueller & Larson, P.C.

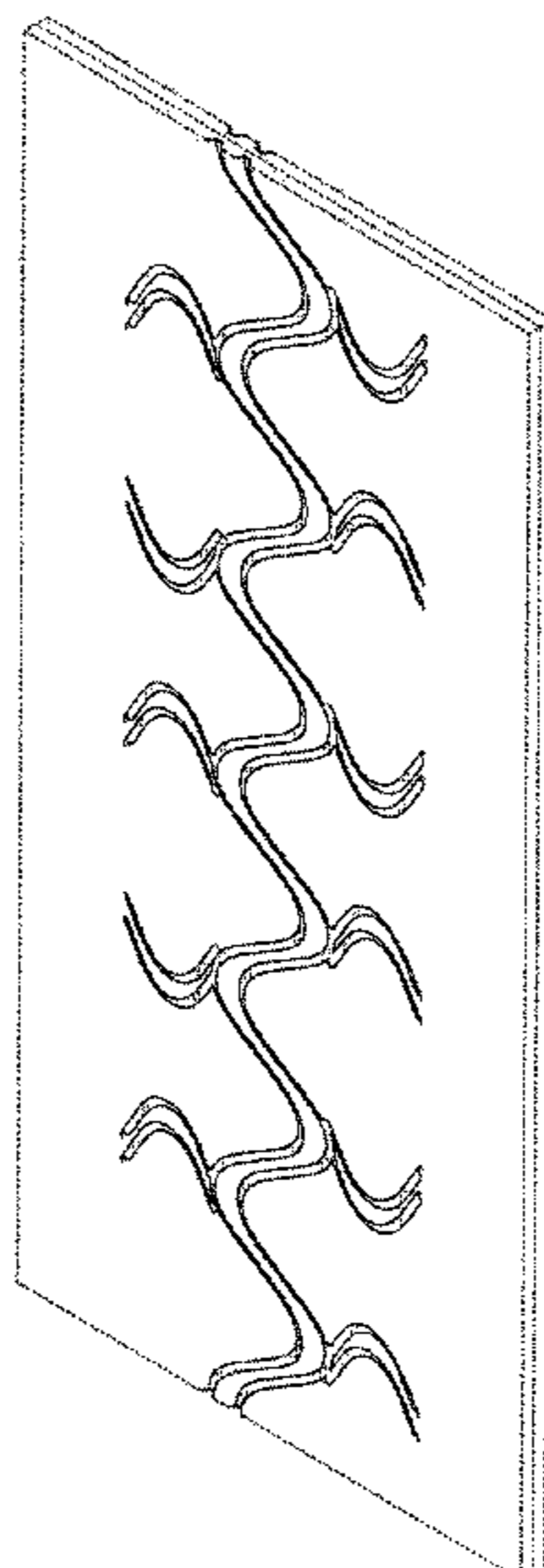
(57) **CLAIM**

We claim the ornamental design for an absorbent strip for incorporation into diaper or sanitary napkin, as shown and described.

DESCRIPTION

FIG. 1 is a perspective view of an absorbent strip for incorporation into diaper or sanitary napkin;
FIG. 2 is a front view of the absorbent strip, the rear view being symmetrical to the front view;
FIG. 3 is a top plan view of the absorbent strip, the bottom view being identical to the top plan view;
FIG. 4 is a right side view of the absorbent strip; and,
FIG. 5 is an enlarged sectional view of the same absorbent strip, taken along lines 5-5 in FIG. 2.
The broken lines showing the outer contour of the absorbent strip in FIGS. 1-5 are for illustrative purposes only and form no part of the claimed design.

1 Claim, 4 Drawing Sheets



US D659,238 S

Page 2

U.S. PATENT DOCUMENTS

D522,653	S	6/2006	Otsubo et al.	
D571,461	S *	6/2008	Plante	D24/124
D584,402	S *	1/2009	Francoeur et al.	D24/124
D584,403	S *	1/2009	Francoeur et al.	D24/124
D598,540	S *	8/2009	Park et al.	D24/124
D602,157	S *	10/2009	Plante	D24/124
D607,560	S *	1/2010	Bruzadin et al.	D24/124
D614,293	S *	4/2010	Nelson et al.	D24/124
D614,764	S *	4/2010	Nelson et al.	D24/124
D617,896	S *	6/2010	Noel et al.	D24/124

OTHER PUBLICATIONS

Co-pending U.S. Appl. No. 29/404,872, filed Oct. 26, 2011.

Co-pending U.S. Appl. No. 29/404,867, filed Oct. 26, 2011.

Co-pending U.S. Appl. No. 29/404,866, filed Oct. 26, 2011.

* cited by examiner

FIG. 1

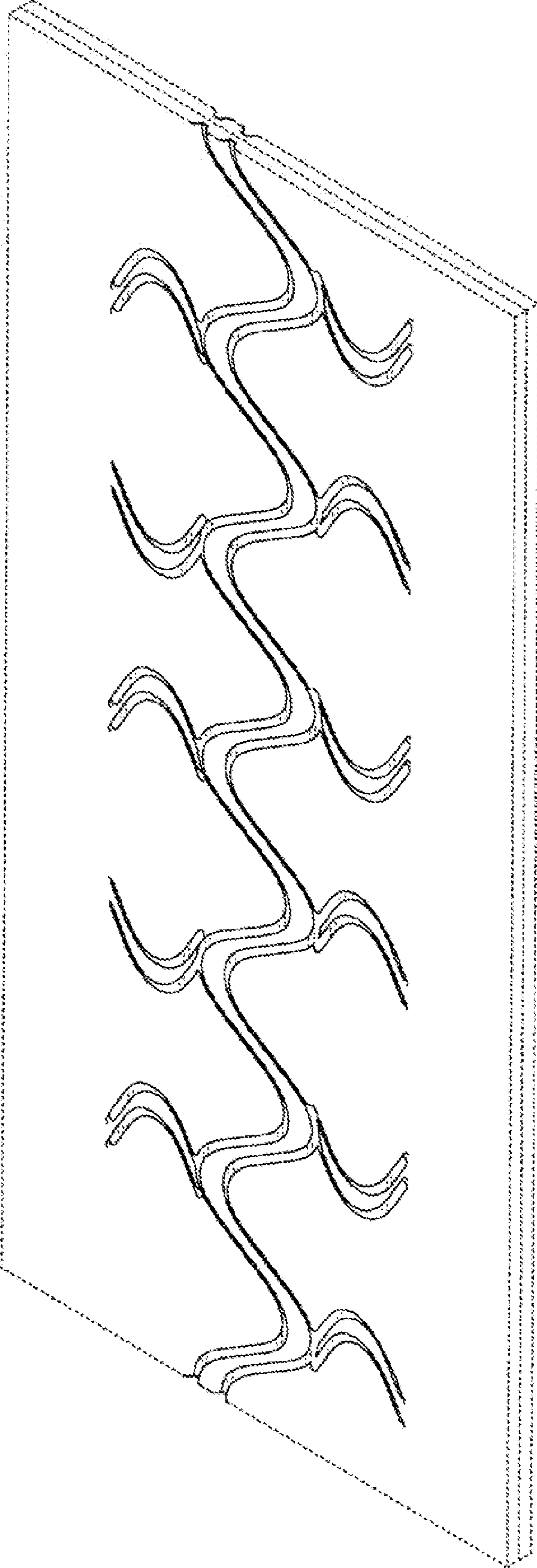


FIG. 2

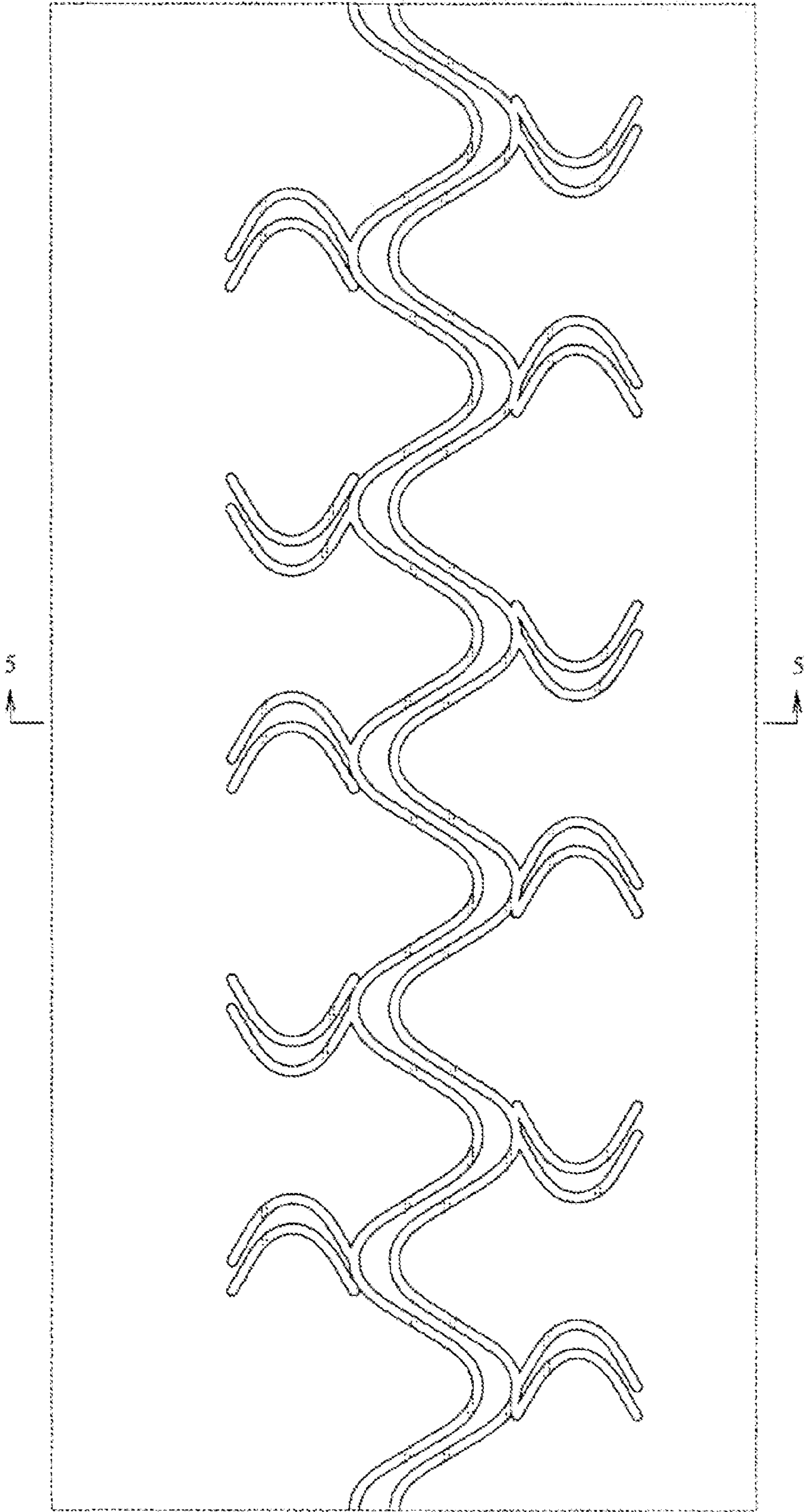


FIG. 3




FIG. 4




FIG. 5

