



US00D659181S

(12) **United States Design Patent**
Moritz

(10) **Patent No.:** **US D659,181 S**

(45) **Date of Patent:** **** May 8, 2012**

(54) **EYEGLASS**

(75) Inventor: **Hans Moritz**, Foothill Ranch, CA (US)

(73) Assignee: **Oakley, Inc.**, Foothill Ranch, CA (US)

(**) Term: **14 Years**

(21) Appl. No.: **29/400,710**

(22) Filed: **Aug. 31, 2011**

(51) **LOC (9) Cl.** **16-06**

(52) **U.S. Cl.** **D16/326; D16/335**

(58) **Field of Classification Search** D16/101,
D16/300-342, 900; D29/109-110; D24/110.2;
351/41, 44, 51-52, 62, 158, 92, 103-123,
351/140, 153, 45-46; 2/426-432, 447-449,
2/441, 434-437, 13, 15; D21/483, 659-661;
D14/372

See application file for complete search history.

(56) **References Cited**

U.S. PATENT DOCUMENTS

D390,863 S	2/1998	Bennell et al.	
5,867,841 A	2/1999	Chiang	
D415,188 S *	10/1999	Thixton et al.	D16/326
D424,598 S	5/2000	Simioni	
D430,591 S	9/2000	Arnette	
D431,043 S	9/2000	Simioni et al.	
D464,669 S	10/2002	Thixton et al.	
D469,459 S	1/2003	Moritz	
D473,583 S	4/2003	Thixton et al.	
D477,623 S *	7/2003	Thixton et al.	D16/326
D478,929 S	8/2003	Baden et al.	
D484,173 S *	12/2003	Jannard et al.	D16/319
D496,680 S	9/2004	Yee	
D497,380 S	10/2004	Thixton et al.	
D508,515 S	8/2005	Yee et al.	
D513,275 S	12/2005	Yee	
D513,761 S	1/2006	Yee et al.	
D534,573 S	1/2007	Mage	
D539,831 S	4/2007	Hsu	
D539,833 S	4/2007	Chuang	

D543,572 S	5/2007	Yee et al.	
D543,574 S	5/2007	Jannard et al.	
D544,020 S	6/2007	Thixton et al.	
D545,348 S	6/2007	Chen	
D545,868 S	7/2007	Chuang	
D546,373 S	7/2007	Jannard et al.	
D553,177 S	10/2007	Chen	
D555,705 S	11/2007	Chuang	
D561,809 S	2/2008	Yee	
D561,811 S	2/2008	Fox et al.	
D561,813 S	2/2008	Baden et al.	
D564,568 S	3/2008	Moritz	
D564,571 S	3/2008	Jannard et al.	
D564,572 S *	3/2008	Yee et al.	D16/326
D565,089 S	3/2008	Moritz	
D575,324 S	8/2008	Moritz	
D577,759 S	9/2008	Yee	
D581,449 S	11/2008	Yee	
D585,475 S	1/2009	Yang	
D590,432 S	4/2009	Yee	
D591,787 S	5/2009	Yee	

(Continued)

Primary Examiner — Raphael Barkai

(74) *Attorney, Agent, or Firm* — Knobbe Martens Olson & Bear, LLP

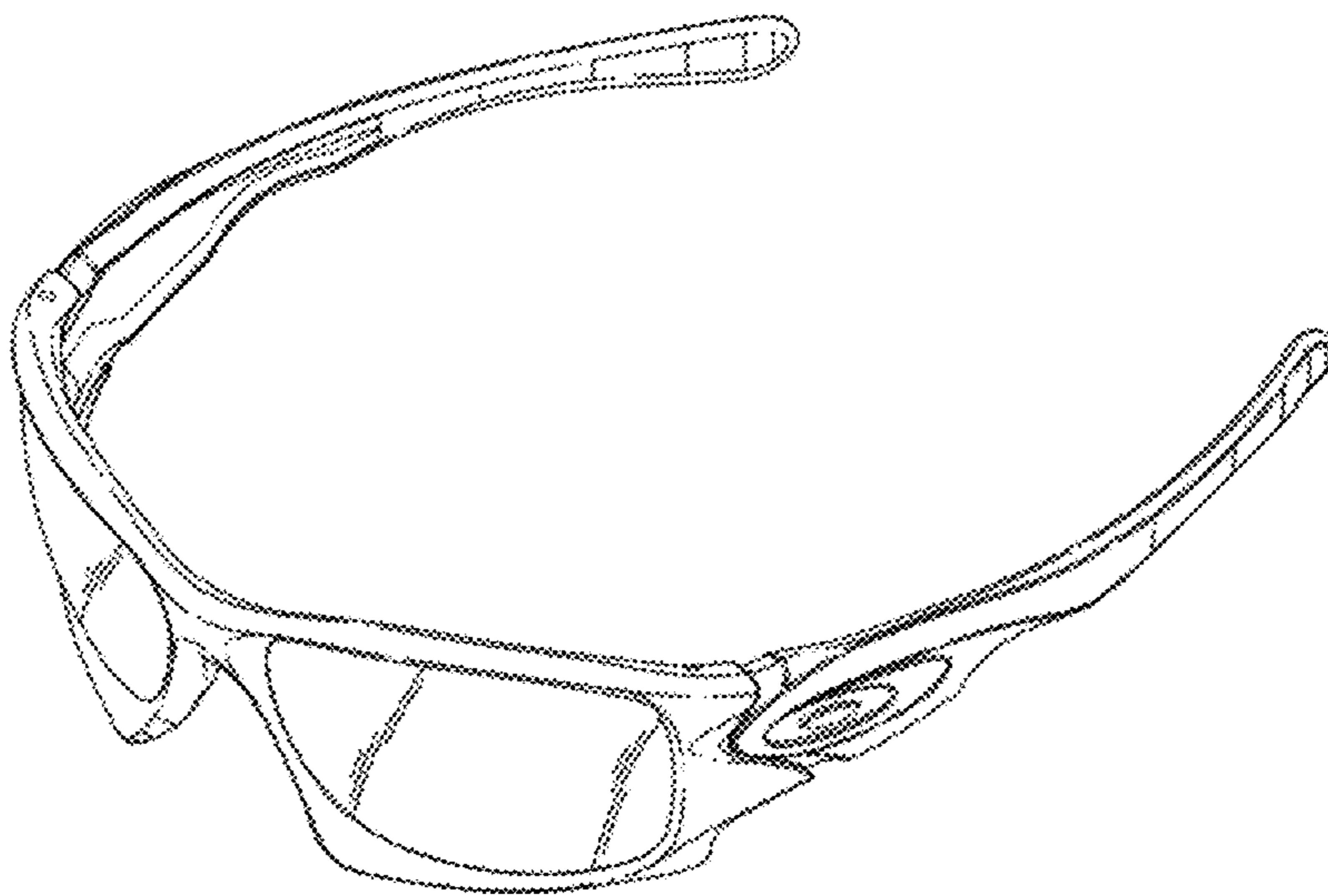
(57) **CLAIM**

The ornamental design for an eyeglass, as shown and described.

DESCRIPTION

FIG. 1 is a front perspective view of an eyeglass of the present invention;
FIG. 2 is a front elevational view thereof;
FIG. 3 is a rear elevational view thereof;
FIG. 4 is a left side elevational view thereof, the right side elevational view being a mirror image thereof;
FIG. 5 is a top plan view thereof; and,
FIG. 6 is a bottom plan view thereof.
The broken line portions of the drawings are for illustrative purposes only and form no part of the claimed design.

1 Claim, 5 Drawing Sheets



US D659,181 S

Page 2

U.S. PATENT DOCUMENTS

D595,333 S	6/2009	Markovitz et al.	D614,685 S	4/2010	Moritz
D599,835 S	9/2009	Yee	D615,580 S	5/2010	Baden et al.
D601,613 S	10/2009	Yee	D616,920 S	6/2010	Thixton
D604,757 S	11/2009	Yee	D622,302 S	8/2010	Yee
D609,737 S	2/2010	Jannard et al.	D622,304 S	8/2010	Baden et al.
D610,603 S	2/2010	Thixton	D622,755 S	8/2010	Yee
D612,413 S	3/2010	Thixton	D629,830 S	12/2010	Markovitz et al.

* cited by examiner

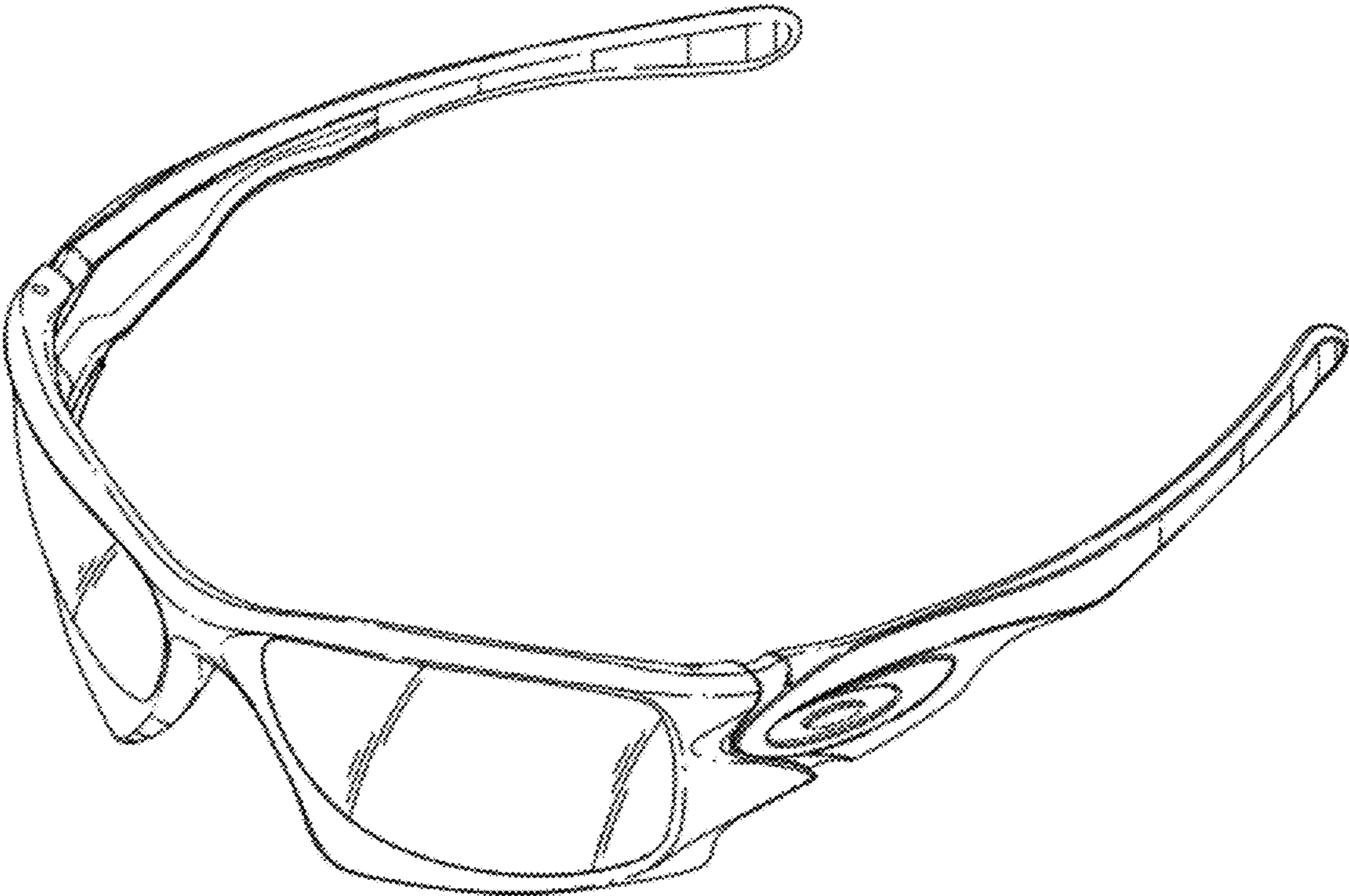


FIG. 1

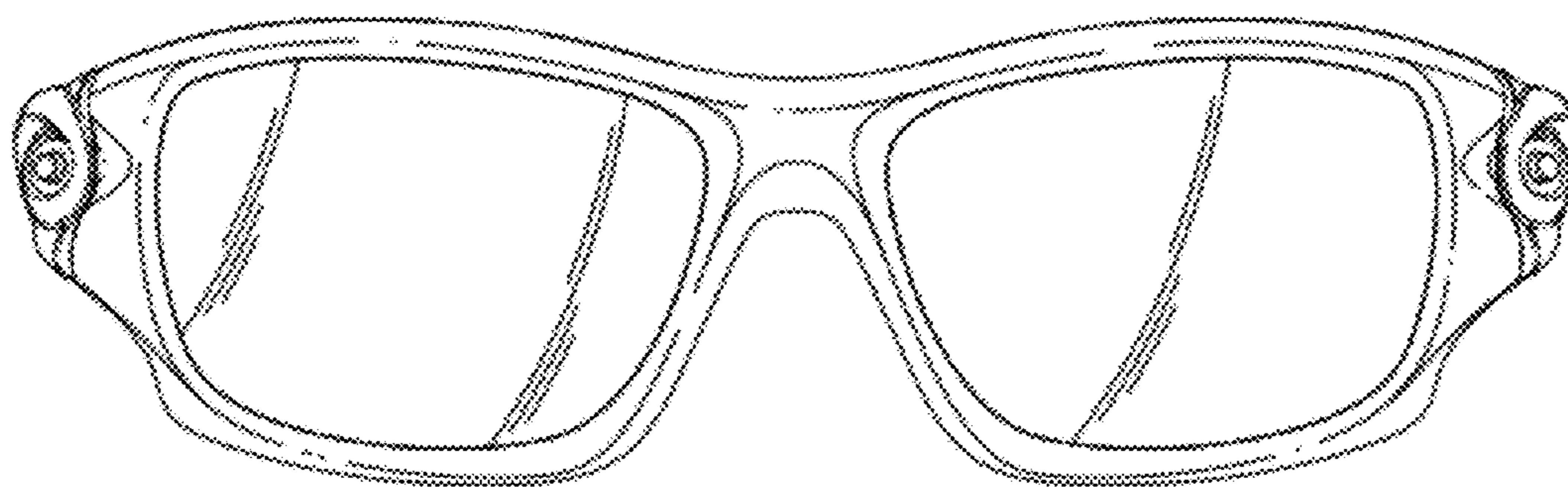


FIG. 2

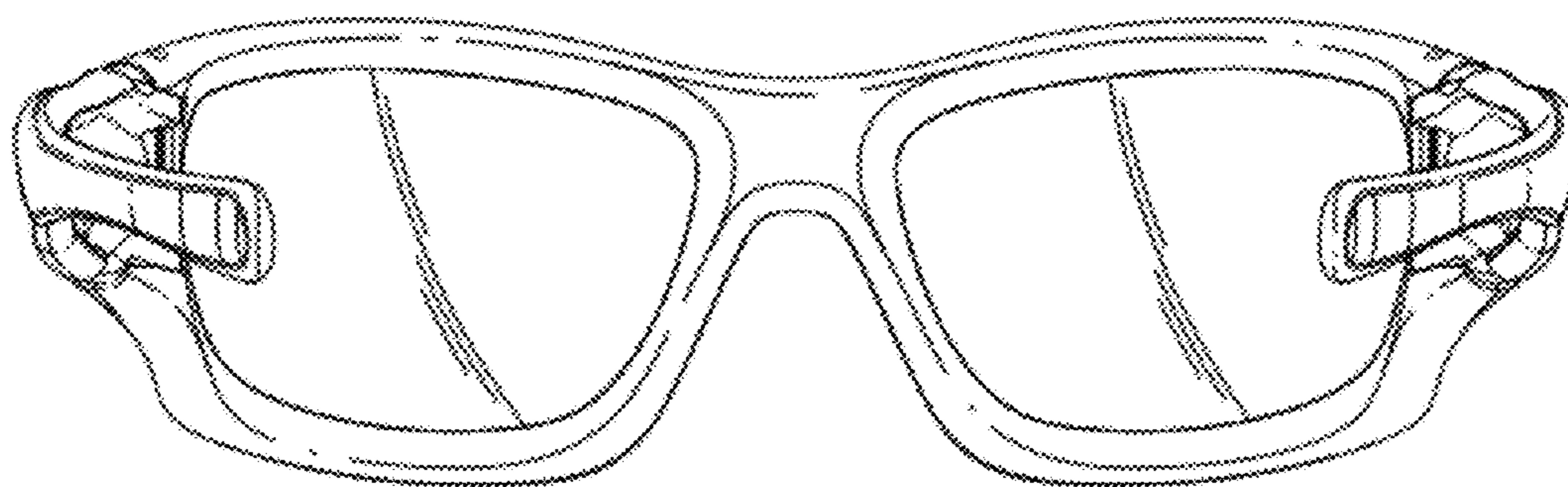


FIG. 3




FIG. 4

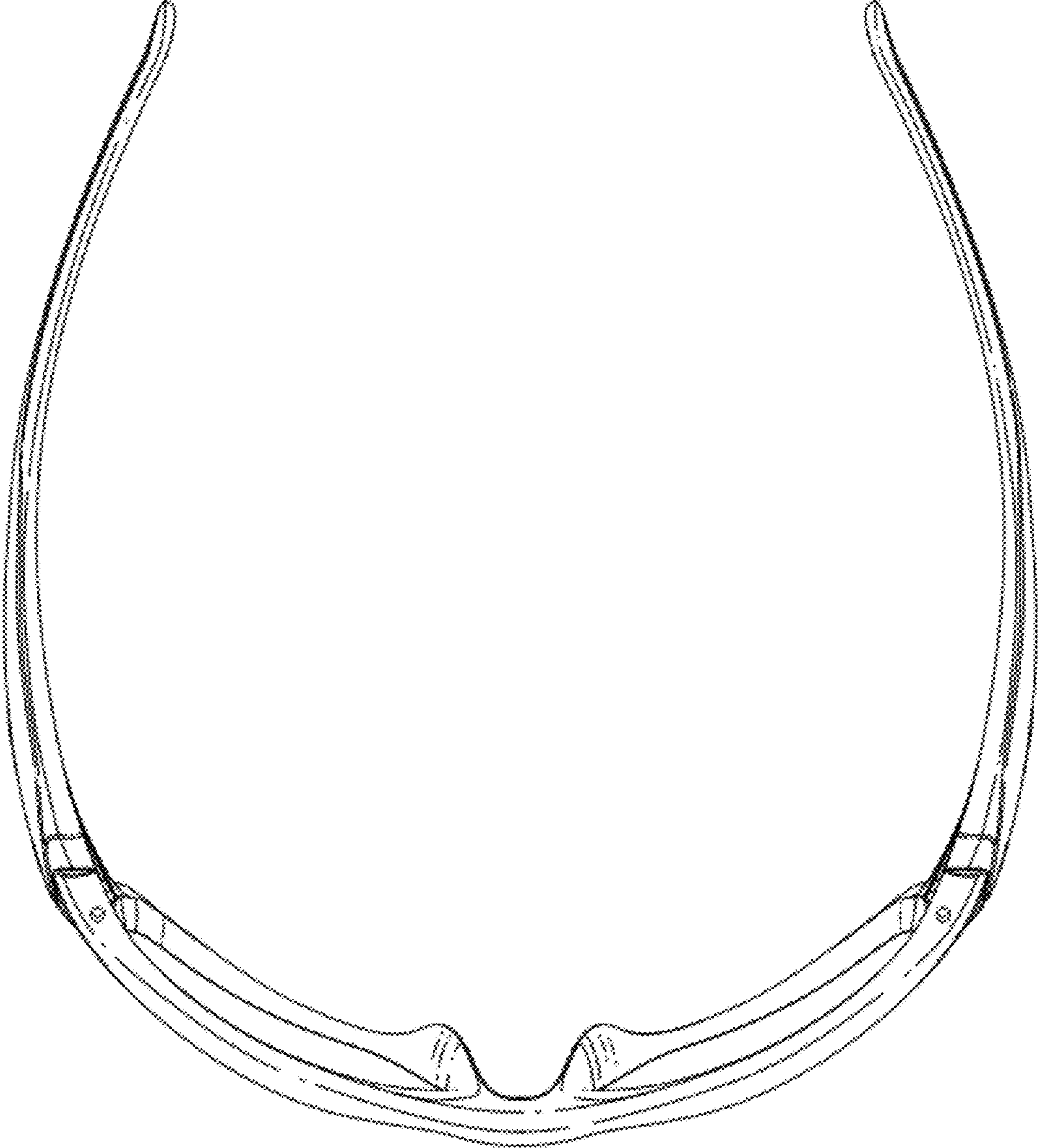


FIG. 5

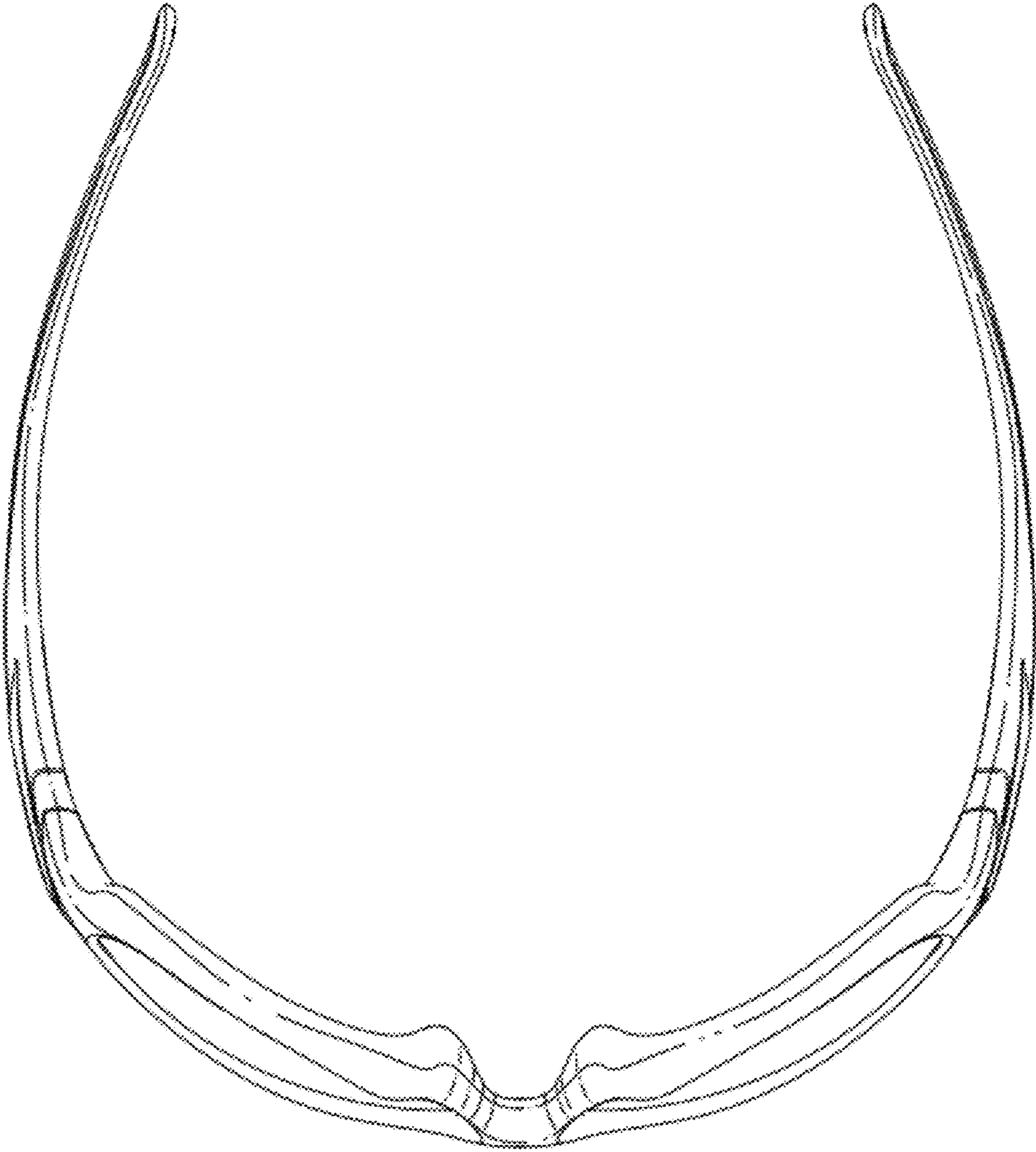


FIG. 6