



US00D659180S

(12) **United States Design Patent**
Moritz

(10) **Patent No.:** **US D659,180 S**

(45) **Date of Patent:** **** May 8, 2012**

(54) **EYEGLASS**

(75) Inventor: **Hans Moritz**, Foothill Ranch, CA (US)

(73) Assignee: **Oakley, Inc.**, Foothill Ranch, CA (US)

(**) Term: **14 Years**

(21) Appl. No.: **29/403,414**

(22) Filed: **Oct. 5, 2011**

(51) **LOC (9) Cl.** **16-06**

(52) **U.S. Cl.** **D16/314; D16/321; D16/335**

(58) **Field of Classification Search** D16/101,
D16/300-342, 900; D29/109-110; D24/110.2;
351/41, 44, 51-52, 62, 158, 92, 103-123,
351/140, 153, 45-46; 2/426-432, 447-449,
2/441, 434-437, 13, 15; D21/483, 659-661;
D14/372

See application file for complete search history.

(56) **References Cited**

U.S. PATENT DOCUMENTS

D176,316 S	12/1955	Fleming
D178,178 S	7/1956	Fleming
D196,000 S	8/1963	McNeill
5,760,868 A	6/1998	Jannard et al.
D397,354 S	8/1998	Kuo
D398,021 S	9/1998	Bolle
D399,866 S	10/1998	Yee
5,903,331 A	5/1999	Lin
D415,186 S	10/1999	Tabacchi
5,987,653 A	11/1999	Cyr
D430,591 S	9/2000	Arnette
D440,594 S	4/2001	Yasuhara
D441,781 S	5/2001	Garneau
D447,162 S	8/2001	Jannard et al.
D447,764 S	9/2001	Chen
D459,746 S	7/2002	Wang
D469,459 S	1/2003	Moritz
D473,892 S	4/2003	Thixton et al.
D474,223 S	5/2003	Chen
D476,354 S	6/2003	Chen

D478,927 S	8/2003	Teng	
D483,392 S	12/2003	Chen	
D483,791 S	12/2003	Thixton et al.	
D489,394 S	5/2004	Teng	
D505,150 S *	5/2005	Yee et al.	D16/314
D508,515 S	8/2005	Yee et al.	
D511,540 S	11/2005	Hsu	
D513,275 S *	12/2005	Yee	D16/326
D513,761 S	1/2006	Yee et al.	
D514,613 S	2/2006	Jannard et al.	
D519,148 S	4/2006	Wu	
D529,066 S	9/2006	Matera	
D533,889 S	12/2006	Saderholm et al.	
D539,833 S	4/2007	Chuang	
D543,572 S	5/2007	Yee et al.	
D543,574 S	5/2007	Jannard et al.	
7,222,958 B1	5/2007	Chiou	
D544,020 S	6/2007	Thixton et al.	
D545,868 S	7/2007	Chuang	
D553,173 S	10/2007	Baden et al.	
D555,705 S	11/2007	Chuang	

(Continued)

Primary Examiner — Raphael Barkai

(74) *Attorney, Agent, or Firm* — Knobbe Martens Olson & Bear, LLP

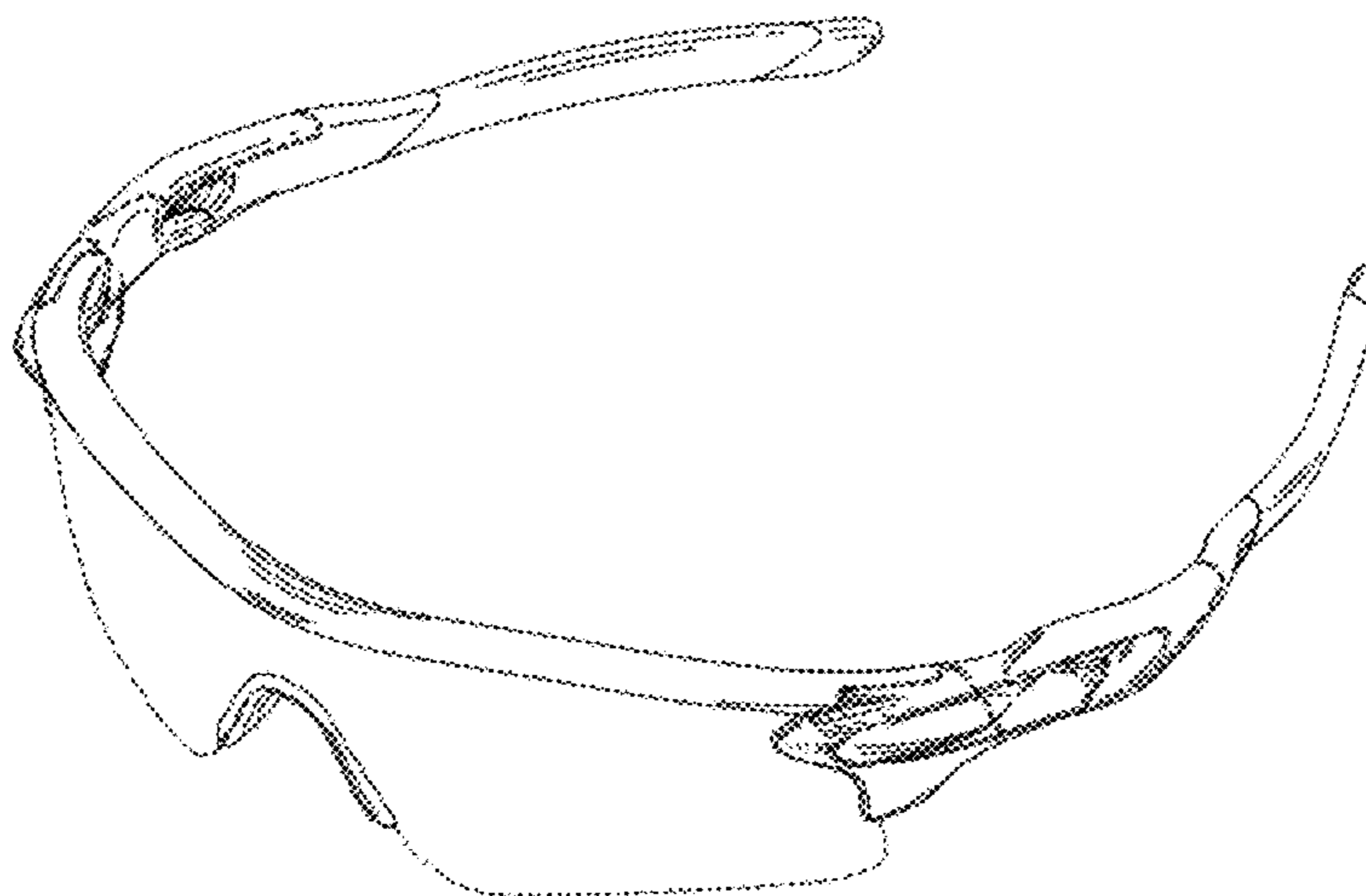
(57) **CLAIM**

The ornamental design for an eyeglass, as shown and described.

DESCRIPTION

FIG. 1 is a front perspective view of an eyeglass of the present invention;
FIG. 2 is a front elevational view thereof;
FIG. 3 is a rear elevational view thereof;
FIG. 4 is a left side elevational view thereof, the right side elevational view being a mirror image thereof;
FIG. 5 is a top plan view thereof; and,
FIG. 6 is a bottom plan view thereof.
The broken line portions of the drawings are for illustrative purposes only and form no part of the claimed design.

1 Claim, 4 Drawing Sheets



US D659,180 S

Page 2

U.S. PATENT DOCUMENTS

D561,809 S	2/2008	Yee	
D564,568 S	3/2008	Moritz	
D564,571 S	3/2008	Jannard et al.	
D565,089 S	3/2008	Moritz	
D569,412 S	5/2008	Jannard et al.	
D570,897 S	6/2008	Fuchs	
D575,324 S	8/2008	Moritz	
D581,443 S	11/2008	Jannard et al.	
D581,444 S	11/2008	Jannard et al.	
D585,475 S	1/2009	Yang	
7,497,569 B2	3/2009	Webb	
D590,432 S	4/2009	Yee	
D591,787 S	5/2009	Yee	
D595,757 S *	7/2009	Yang	D16/314
D600,269 S	9/2009	Masui	
D601,613 S	10/2009	Yee	
D603,443 S *	11/2009	Li	D16/314
D604,757 S	11/2009	Yee	
D604,759 S	11/2009	Rohrbach et al.	
D609,266 S *	2/2010	Yasuhara et al.	D16/314
D610,603 S	2/2010	Thixton	
D614,226 S *	4/2010	Fulton et al.	D16/314
D614,685 S *	4/2010	Moritz	D16/321
D615,580 S	5/2010	Baden et al.	
D616,485 S	5/2010	Thixton	
D622,755 S	8/2010	Yee	
D630,675 S *	1/2011	Lampru	D16/335
D636,010 S	4/2011	Moritz	
D640,725 S	6/2011	Moritz et al.	

* cited by examiner

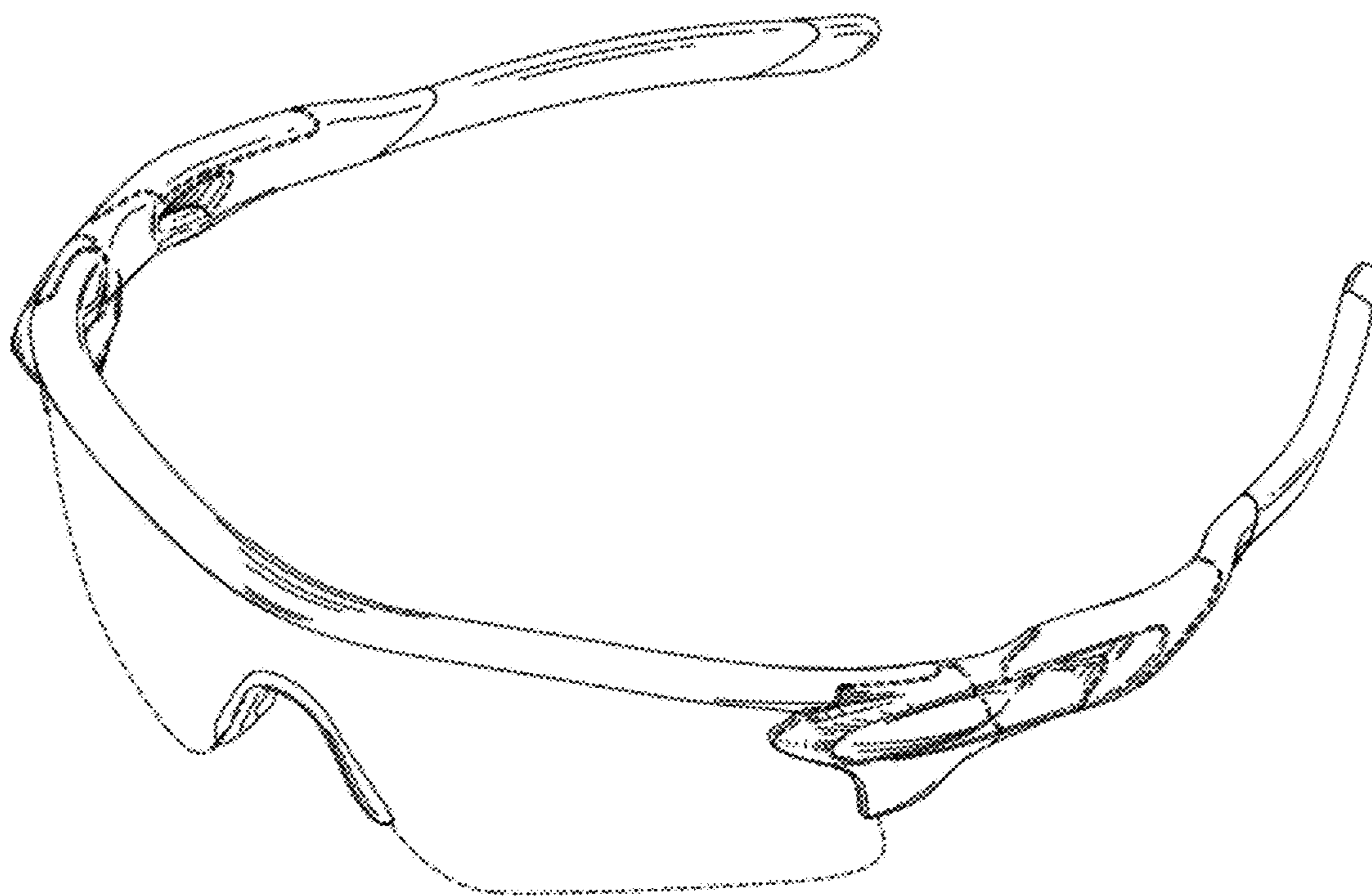


FIG. 1

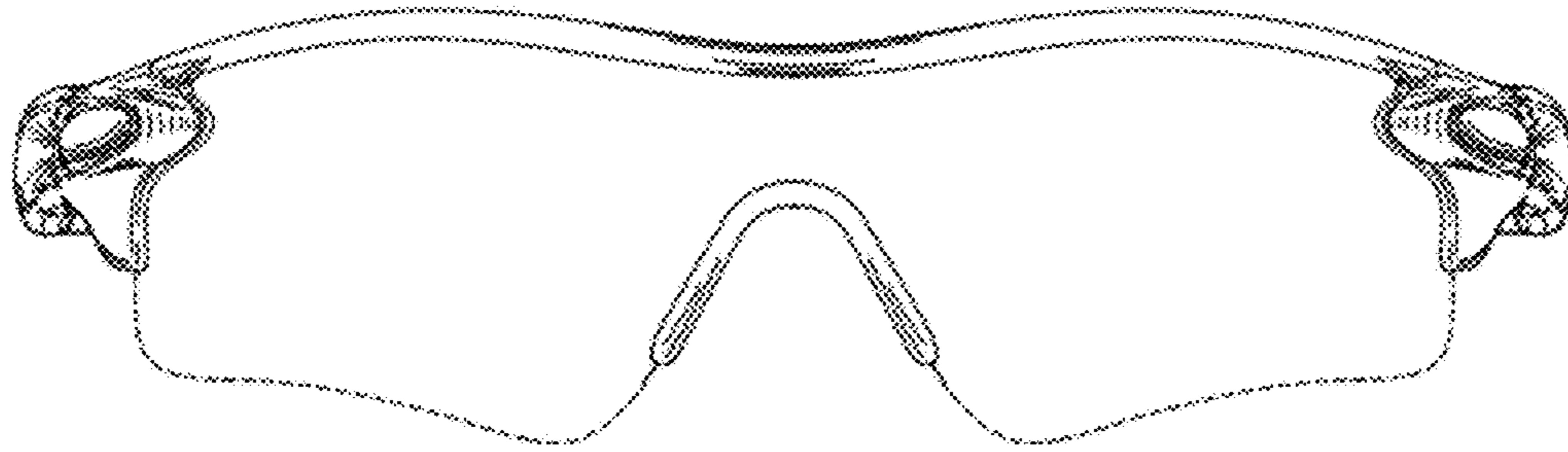


FIG. 2

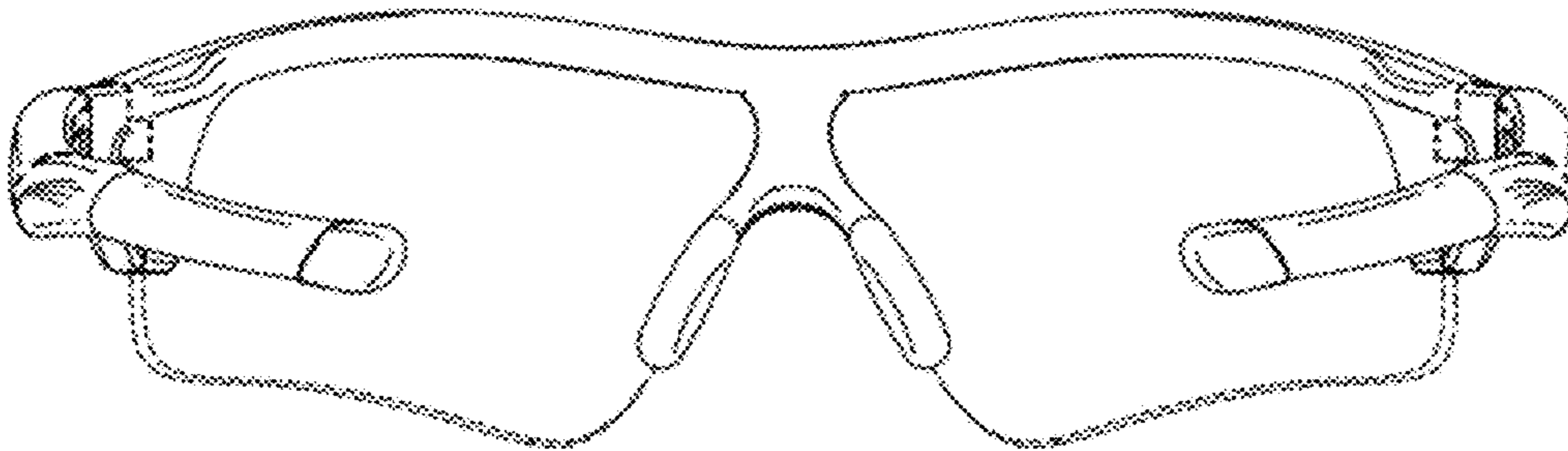


FIG. 3

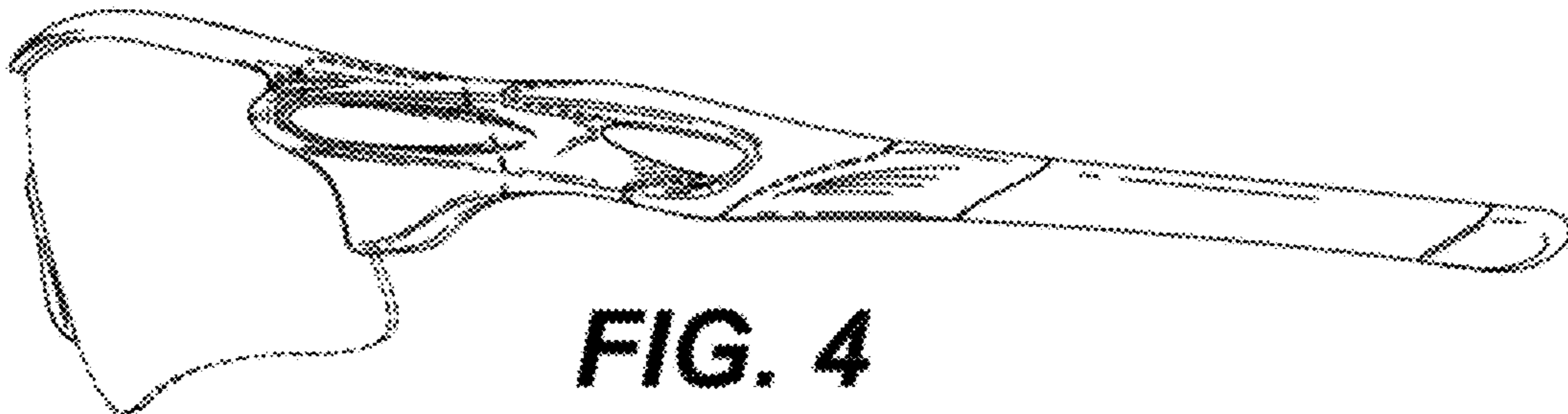


FIG. 4

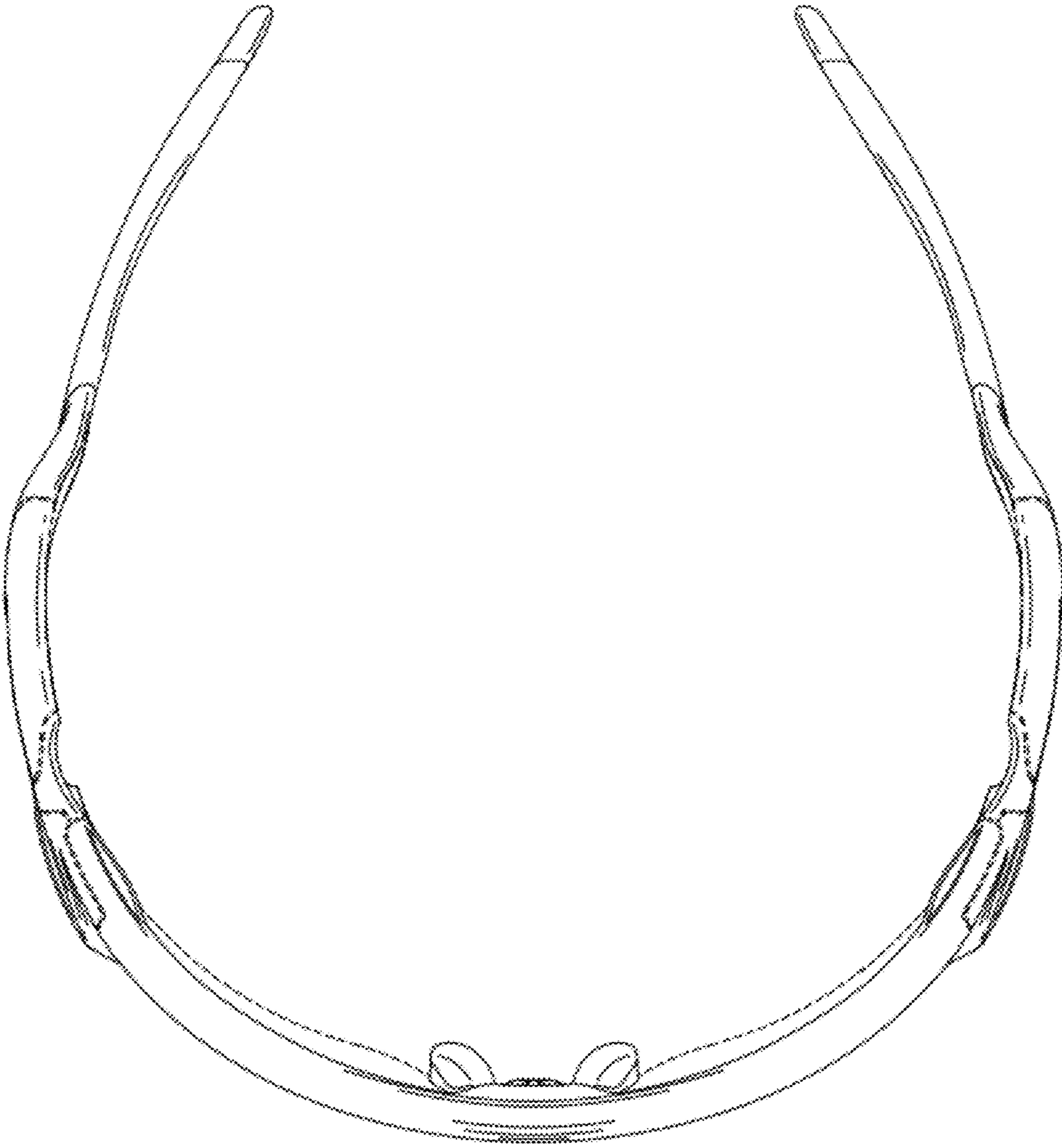


FIG. 5

FIG. 6

