



US00D659162S

(12) **United States Design Patent**  
**Kaczmarek**

(10) **Patent No.:** **US D659,162 S**  
(45) **Date of Patent:** **\*\* May 8, 2012**

(54) **DISHWASHER WITH DISPLAY**

(75) Inventor: **Wolfgang Kaczmarek**, Schwindegg  
(DE)

(73) Assignee: **BSH Bosch und Siemens Hausgeraete GmbH**, Munich (DE)

(\*\*) Term: **14 Years**

(21) Appl. No.: **29/401,371**

(22) Filed: **Sep. 12, 2011**

**Related U.S. Application Data**

(62) Division of application No. 29/358,193, filed on Mar. 24, 2010, now Pat. No. Des. 647,916, which is a division of application No. 29/310,719, filed on Sep. 4, 2008, now Pat. No. Des. 620,022, which is a division of application No. 29/232,387, filed on Jun. 17, 2005, now Pat. No. Des. 579,949.

(30) **Foreign Application Priority Data**

Dec. 17, 2004 (EM) ..... 00027643100010041

(51) **LOC (9) Cl.** ..... **32-00**

(52) **U.S. Cl.** ..... **D14/492**

(58) **Field of Classification Search** ..... D14/485-495;  
D18/26, 31-33; D20/11, 12, 23-25, 29-32,  
D20/36-38; 715/700-867, 973-977

See application file for complete search history.

(56) **References Cited**

U.S. PATENT DOCUMENTS

D278,804	S	*	5/1985	Tanikawa	.....	D10/125
D295,635	S	*	5/1988	Wells-Papanek et al.	...	D14/493
5,557,723	A	*	9/1996	Holt et al.	.....	715/226
5,623,282	A	*	4/1997	Graham et al.	.....	345/672
5,710,880	A	*	1/1998	Howlett et al.	.....	345/468
D395,647	S	*	6/1998	Wanishi et al.	.....	D14/489
D401,921	S	*	12/1998	Christensen	.....	D14/489
D405,074	S	*	2/1999	Sakazume	.....	D14/490
D456,420	S	*	4/2002	Platz et al.	.....	D14/489
D503,405	S	*	3/2005	Peter et al.	.....	D14/489
D593,119	S	*	5/2009	Okuyama	.....	D14/489
7,727,338	B2	*	6/2010	Kaczmarek	.....	134/56 D
2006/0252013	A1	*	11/2006	Jain et al.	.....	434/72

\* cited by examiner

*Primary Examiner* — Karen E Kearney

(74) *Attorney, Agent, or Firm* — James E. Howard; Andre Pallapies

(57) **CLAIM**

The ornamental design for a dishwasher with display, as shown and described.



**DESCRIPTION**

FIG. 1 is a front view of a dishwasher with display showing my new design;

FIG. 2 is a front view of a second embodiment thereof; and, FIG. 3 is a front view of a third embodiment thereof.

The broken line showing of the display screen is for the purpose of illustrating environmental structure and forms no part of the claimed design.

**1 Claim, 3 Drawing Sheets**





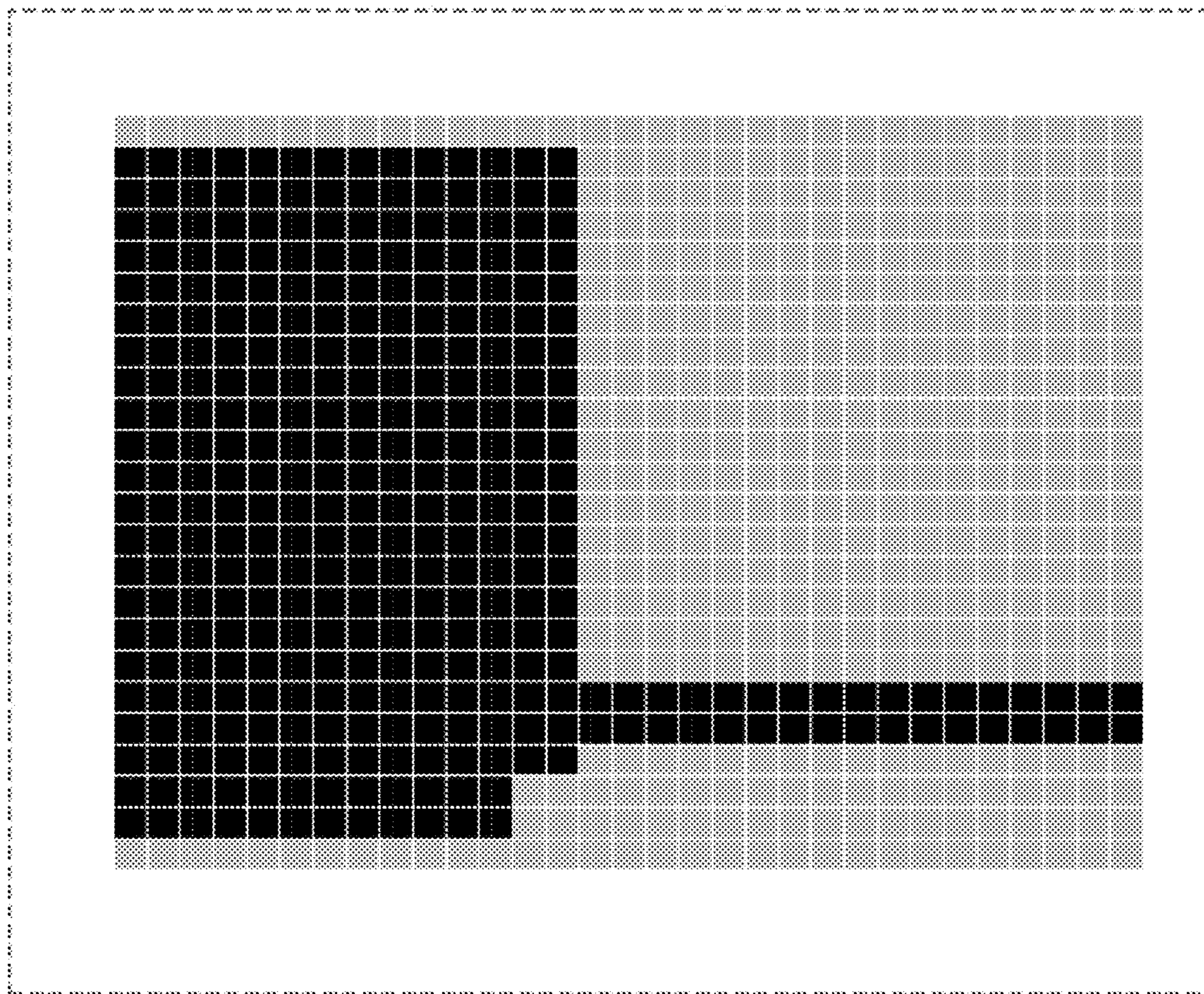


Fig. 1



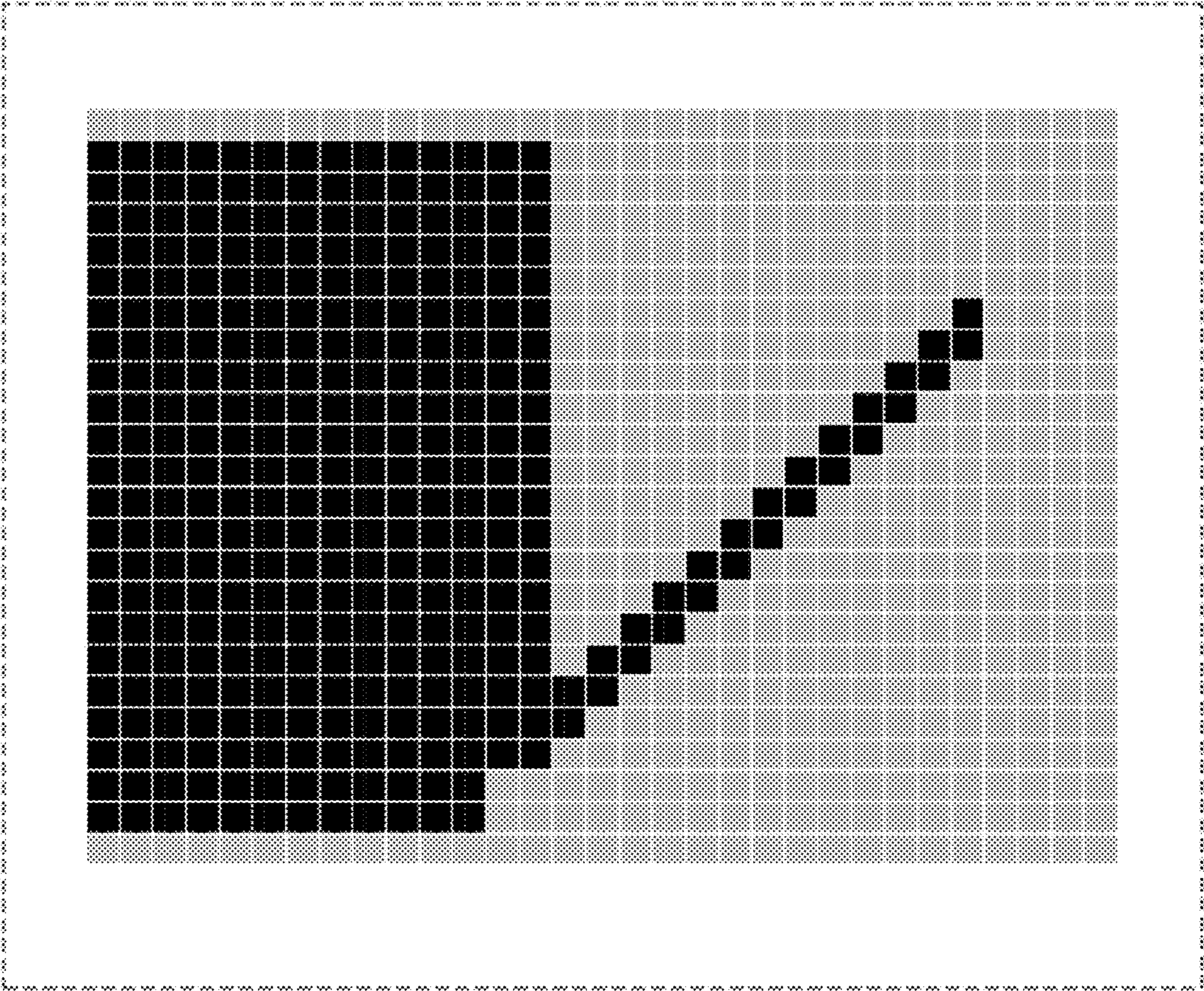


Fig. 2



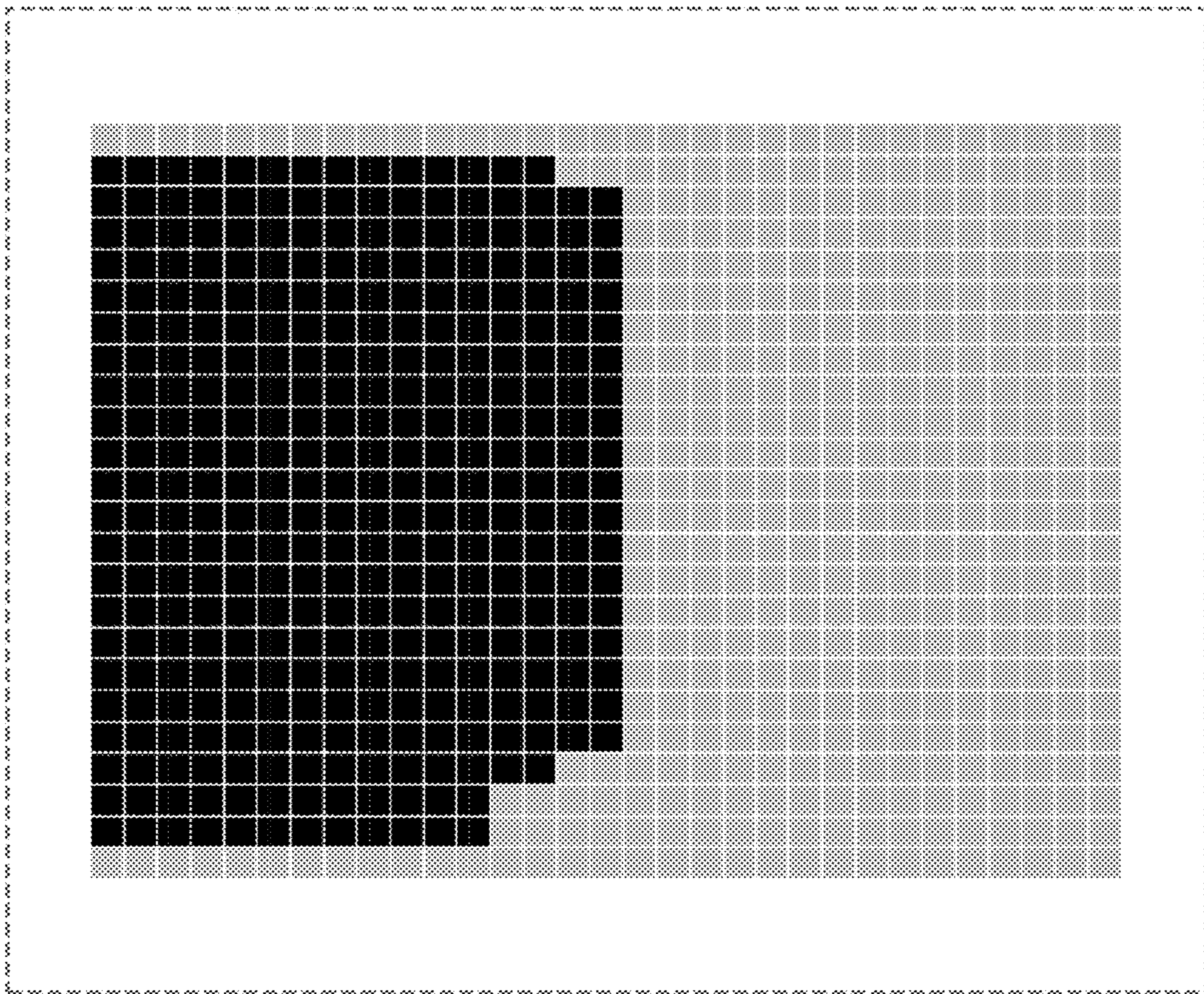


Fig. 3