



US00D659139S

(12) **United States Design Patent**
Gengler

(10) **Patent No.:** **US D659,139 S**

(45) **Date of Patent:** **** May 8, 2012**

(54) **PROTECTIVE COVER, INCLUDING
KEYBOARD, FOR MOBILE COMPUTING
DEVICE**

(75) Inventor: **David Gengler**, Draper, UT (US)

(73) Assignee: **Zagg Intellectual Property Holding
Co., Inc.**, Salt Lake City, UT (US)

(**) Term: **14 Years**

(21) Appl. No.: **29/379,058**

(22) Filed: **Nov. 12, 2010**

Related U.S. Application Data

(63) Continuation-in-part of application No. 29/378,952,
filed on Nov. 11, 2010, and a continuation-in-part of
application No. 12/832,845, filed on Jul. 8, 2010.

(51) **LOC (9) Cl.** **14-02**

(52) **U.S. Cl.** **D14/392; D3/218; D14/440**

(58) **Field of Classification Search** D14/391-399,
D14/440, 455, 456, 341, 250; D18/1, 2,
D18/7, 11; 178/17 A, 17 C; 200/5 A, 5 R,
200/6 A, 6 R; 235/145 A, 145 R; 341/20-23;
345/160, 168, 169; 400/486-489, 492, 472;
D3/201, 218, 301; 361/679.09, 679.17, 679.21,
361/752, 807

See application file for complete search history.

(56) **References Cited**

U.S. PATENT DOCUMENTS

D322,245 S * 12/1991 Lin D14/396
5,287,245 A * 2/1994 Lucente et al. 361/679.17
D353,369 S * 12/1994 Leibengood D14/455
D387,343 S * 12/1997 Huang D14/396
D417,446 S * 12/1999 Dorrie D14/392
6,705,787 B2 * 3/2004 Jeffries et al. 400/714

6,882,524 B2 * 4/2005 Ulla et al. 361/679.09
7,609,524 B2 * 10/2009 Ting et al. 361/752
7,667,956 B2 * 2/2010 Chien 361/679.21
D622,716 S * 8/2010 Andre et al. D14/250
2005/0200608 A1 * 9/2005 Ulla et al. 345/168
2009/0231794 A1 * 9/2009 Bhutani 361/679.21
2010/0182761 A1 * 7/2010 Suzuki et al. 361/807

* cited by examiner

Primary Examiner — Freda S Nunn

(74) *Attorney, Agent, or Firm* — Durham Jones & Pinegar,
Intellectual Property Law Group

(57) **CLAIM**

The ornamental design for a protective cover, including key-
board, for a mobile computing device, as shown and
described.

DESCRIPTION

FIG. 1 is a front perspective view of the protective cover
including keyboard for mobile computing device showing my
new design;

FIG. 2 is a rear perspective view thereof;

FIG. 3 is a front view thereof;

FIG. 4 is a rear view thereof;

FIG. 5 is a bottom view thereof;

FIG. 6 is a top view thereof;


FIG. 7 is a side view thereof;

FIG. 8 is an opposite side view thereof; and,

FIG. 9 is a rear perspective view thereof with a mobile com-
puting device shown in an upright orientation in the recep-
tacle of the protective cover.

In FIGS. 2 and 4, the long dash, dot-dot dash lines shown on
the surfaces immediately adjacent the shade lines and also
surrounding the set of keys on the keyboard indicate the
bounds of the claimed design, while all other broken lines are
shown for environment only and form no part of the claimed
design.

1 Claim, 3 Drawing Sheets



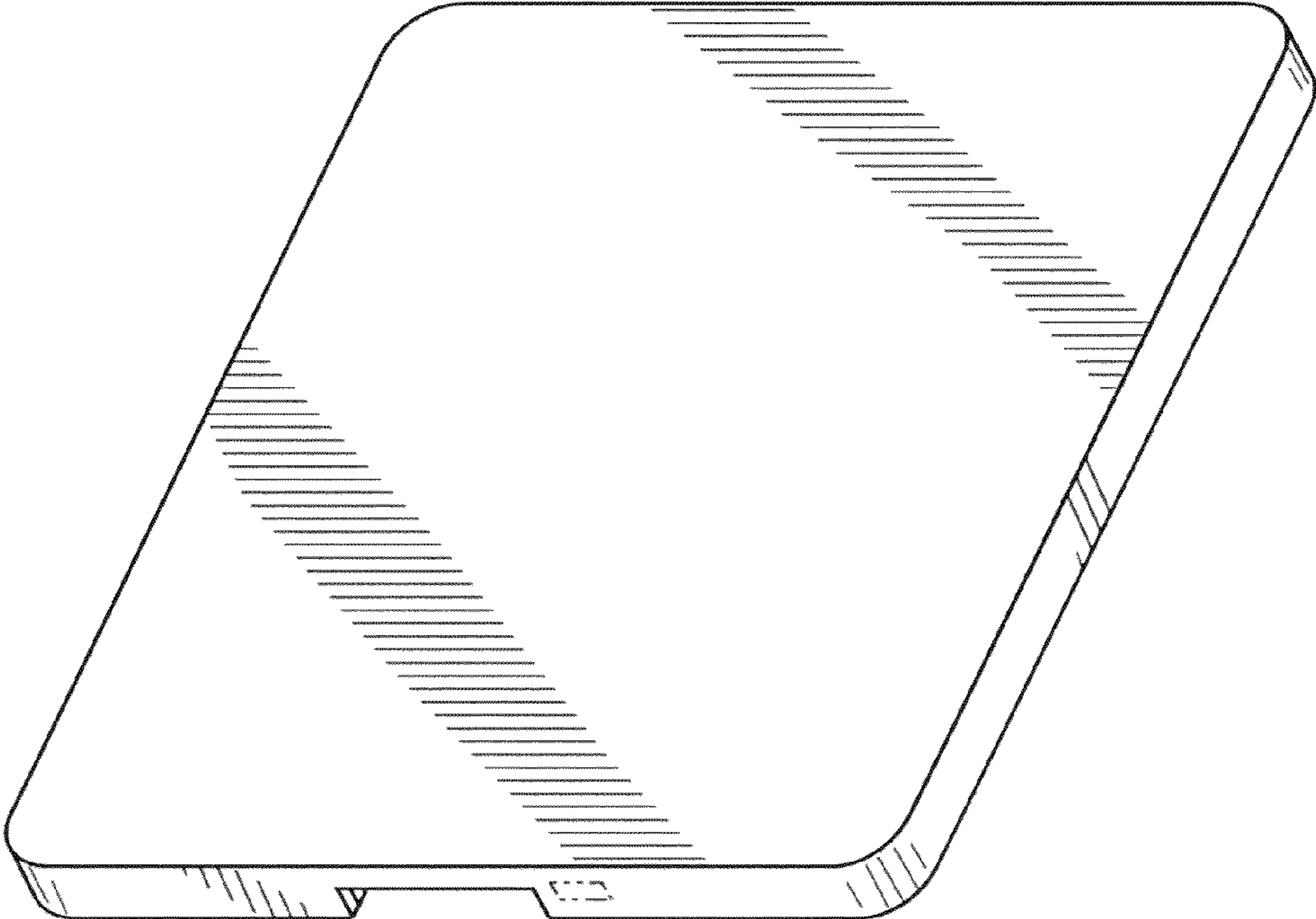


FIG. 1

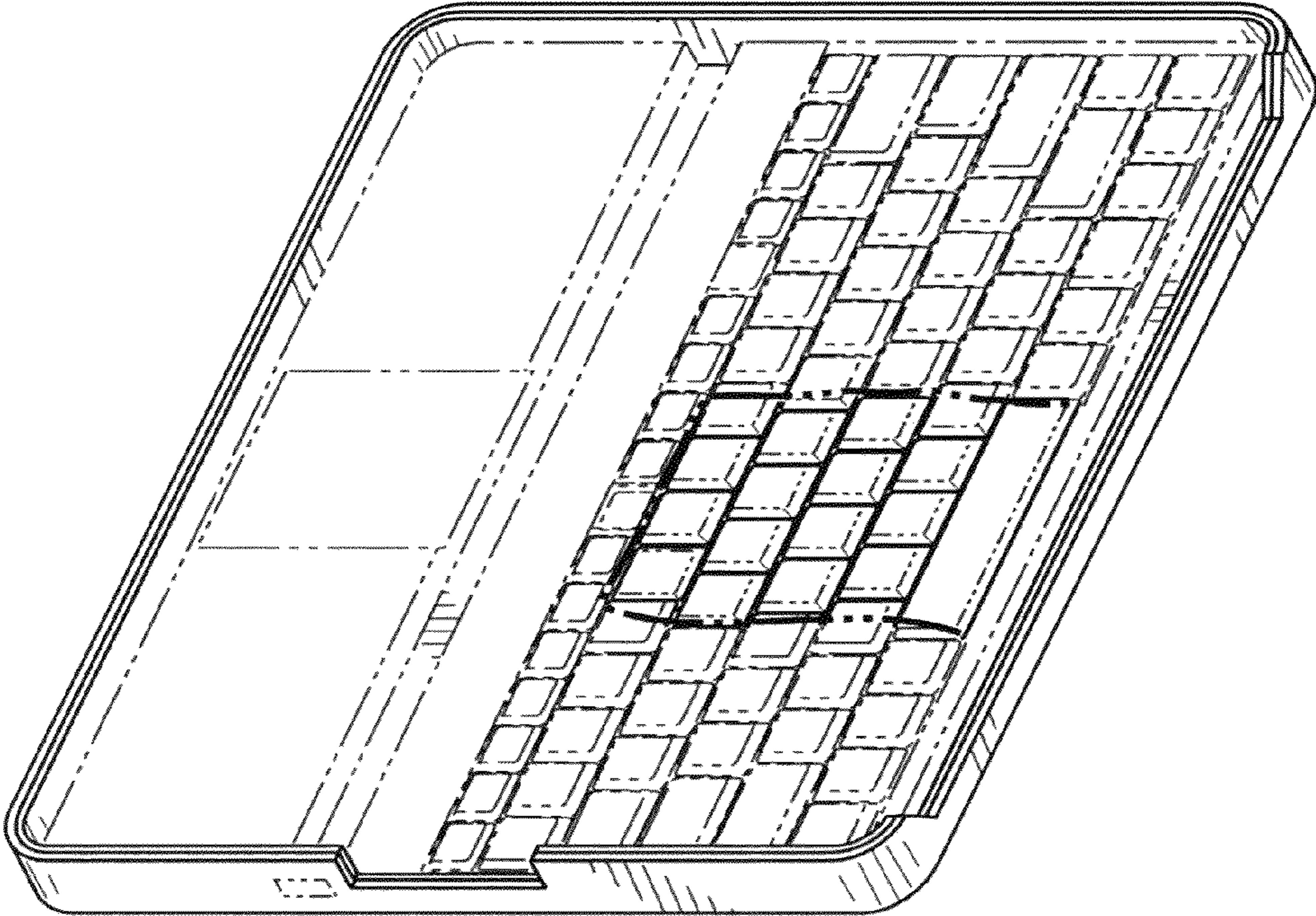


FIG. 2

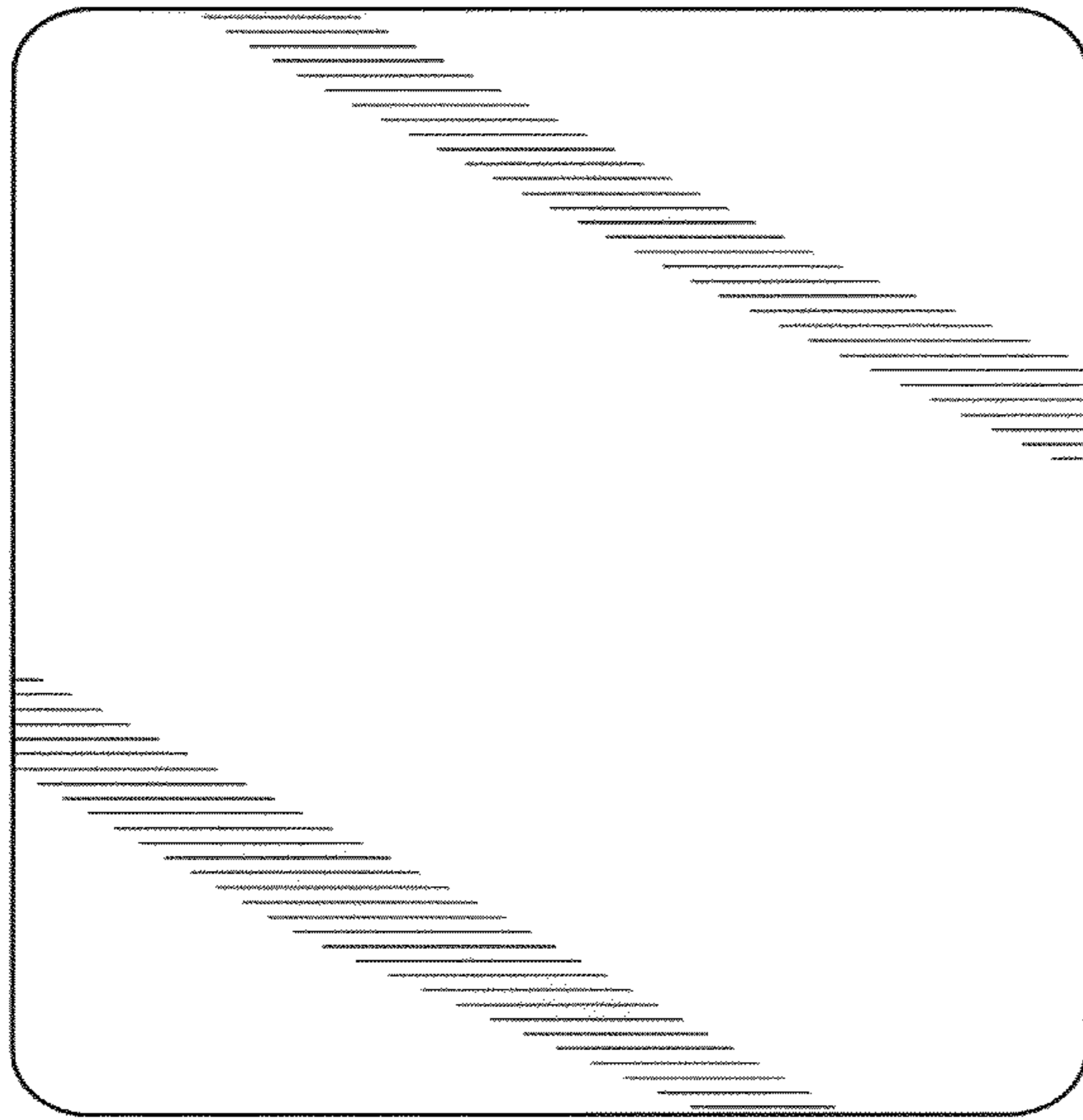


FIG. 3

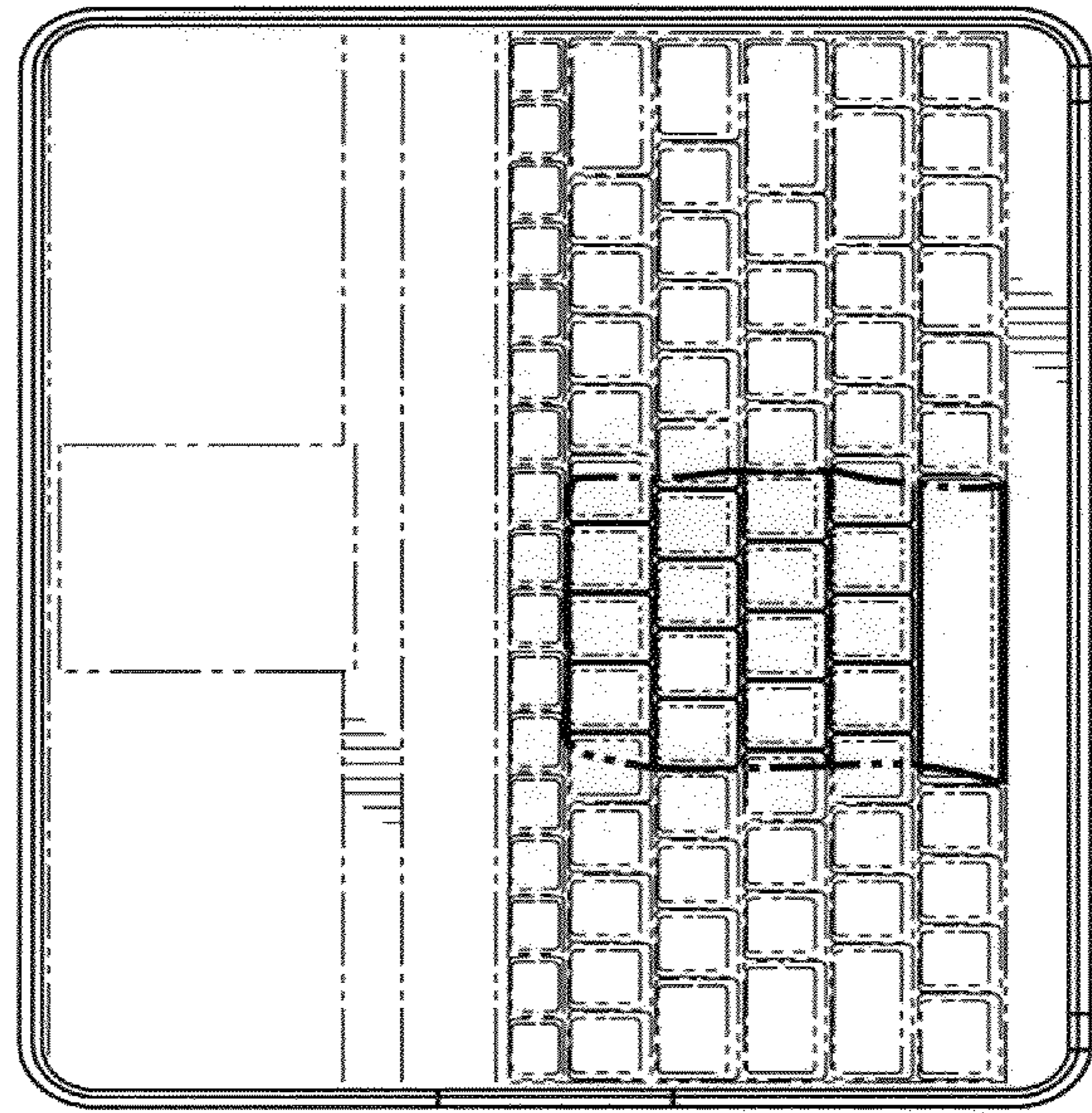


FIG. 4



FIG. 5

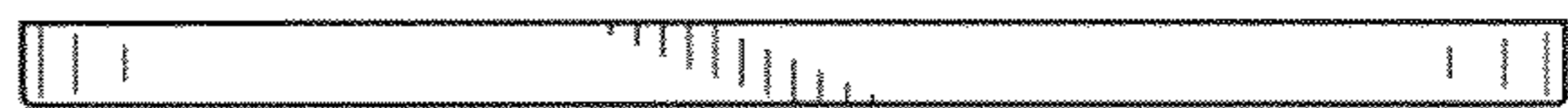


FIG. 6




FIG. 7



FIG. 8




FIG. 9

UNITED STATES PATENT AND TRADEMARK OFFICE
CERTIFICATE OF CORRECTION

PATENT NO. : D659,139 S
APPLICATION NO. : 29/379058
DATED : May 8, 2012
INVENTOR(S) : David Gengler

Page 1 of 1

It is certified that error appears in the above-identified patent and that said Letters Patent is hereby corrected as shown below:

Title page:

Column 1, Item (73), delete the Assignee information and substitute the following:

--ZAGG Intellectual Property Holding Co., Inc., Salt Lake City, UT (US)--

Signed and Sealed this
Twenty-eighth Day of August, 2012

A handwritten signature in black ink that reads "David J. Kappos". The signature is written in a cursive, slightly slanted style.

David J. Kappos
Director of the United States Patent and Trademark Office