

US00D659130S

(12) **United States Design Patent**
Chien et al.

(10) **Patent No.:** **US D659,130 S**

(45) **Date of Patent:** **** May 8, 2012**

(54) **WIRELESS MODEM**

(75) Inventors: **Shih-Chieh Chien**, Tu-Cheng (TW);
Po-Ching Huang, Tu-Cheng (TW);
Tzu-Cheng Yu, Santa Clara, CA (US)

(73) Assignee: **Chi Mei Communications Systems, Inc.**, Tu-Cheng, New Taipei (TW)

(**) Term: **14 Years**

(21) Appl. No.: **29/394,678**

(22) Filed: **Jun. 20, 2011**

(51) **LOC (9) Cl.** **14-03**

(52) **U.S. Cl.** **D14/242; D14/138 G**

(58) **Field of Classification Search** D14/240,
D14/242, 357, 358, 140-140.2, 140.5, 155,
D14/137, 138 R, 138 G, 138 AD, 348, 349,
D14/351, 354, 355; 375/222; 455/557; 709/203,
709/217-250; 725/111

See application file for complete search history.

(56) **References Cited**

U.S. PATENT DOCUMENTS

D367,650 S * 3/1996 Solomita D14/141.1
D396,471 S * 7/1998 Kolinen D14/240
D429,238 S * 8/2000 Kolinen D14/240
D473,223 S * 4/2003 Pullman D14/240

D485,551 S * 1/2004 Mikkola et al. D14/240
D530,314 S * 10/2006 Hsu D14/240
D589,045 S * 3/2009 Lee et al. D14/358
D628,573 S * 12/2010 Wang D14/356
2009/0327953 A1 * 12/2009 Honkala et al. 715/804

* cited by examiner

Primary Examiner — Bridget L Eland

(74) *Attorney, Agent, or Firm* — Altis Law Group, Inc.

(57) **CLAIM**

The ornamental design for a wireless modem, as shown and described.

DESCRIPTION

FIG. 1 is a perspective view of a wireless modem showing our new design;

FIG. 2 is a front elevational view thereof;

FIG. 3 is a rear elevational view thereof;

FIG. 4 is a left side elevational view thereof;

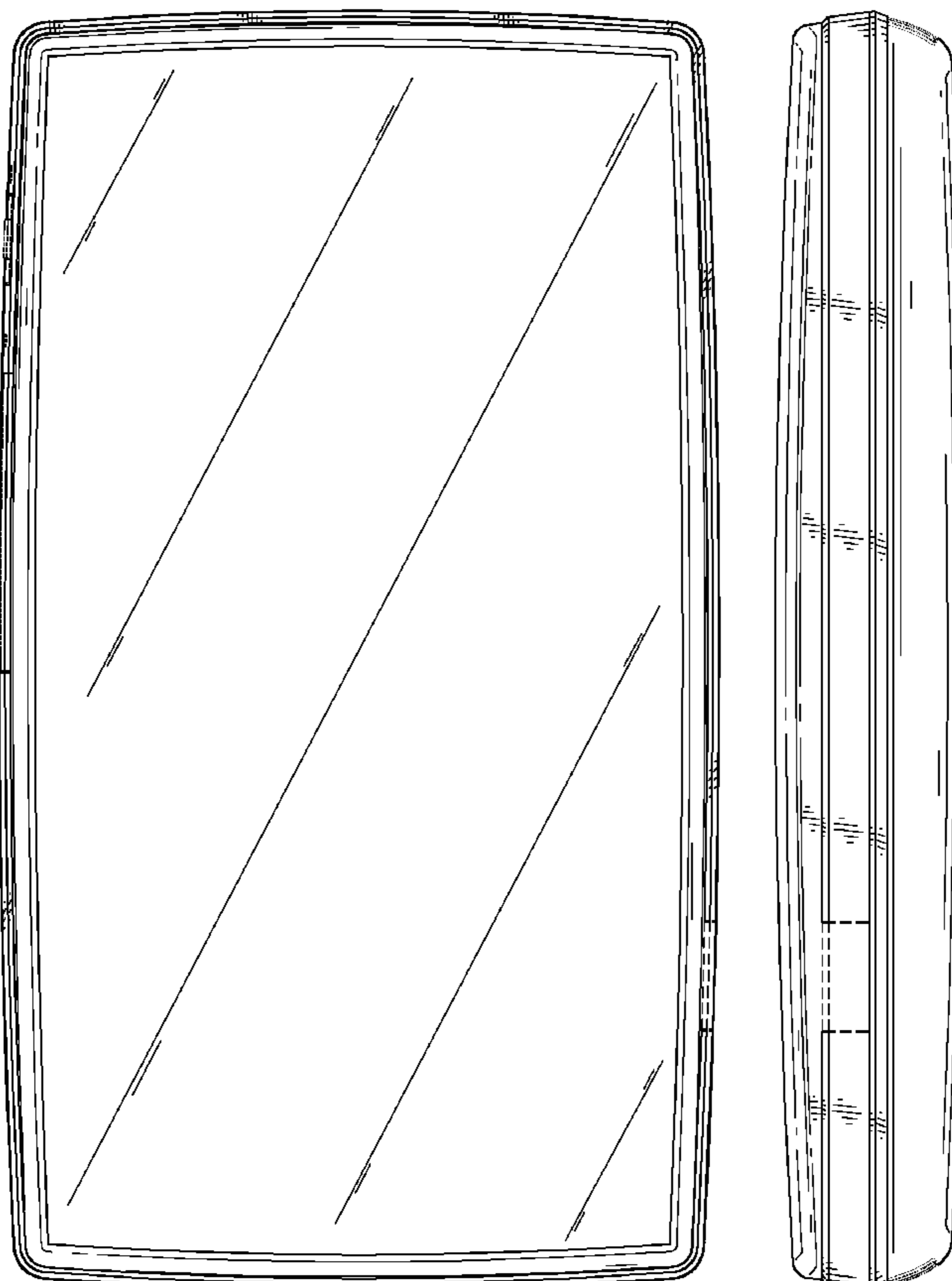
FIG. 5 is a right side elevational view thereof;

FIG. 6 is a top plan view thereof; and,

FIG. 7 is a bottom plan view thereof.

The broken lines immediately adjacent the shaded areas represent the bounds of the claimed design while all other broken lines are directed to environment and are for illustrative purposes only; the broken lines form no part of the claimed design.

1 Claim, 7 Drawing Sheets



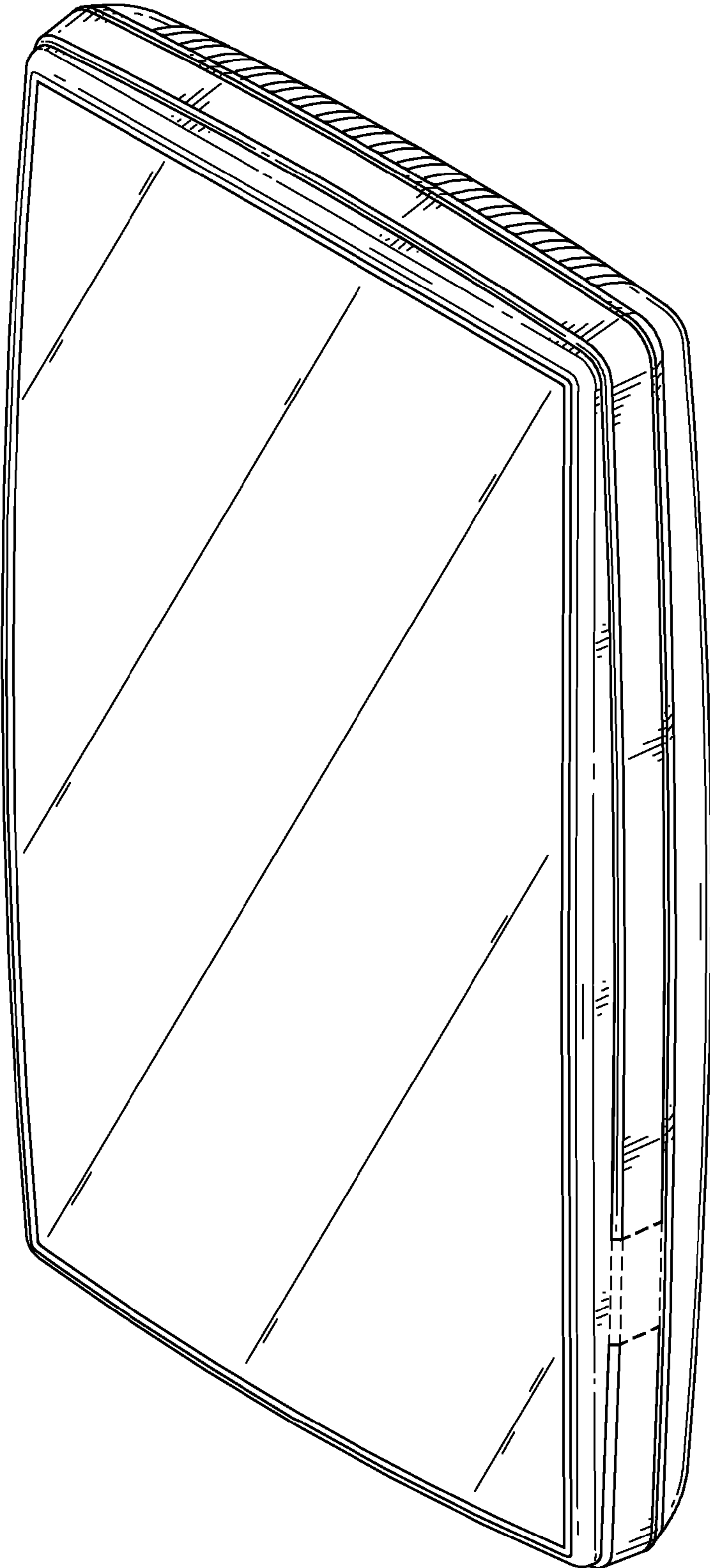


FIG. 1

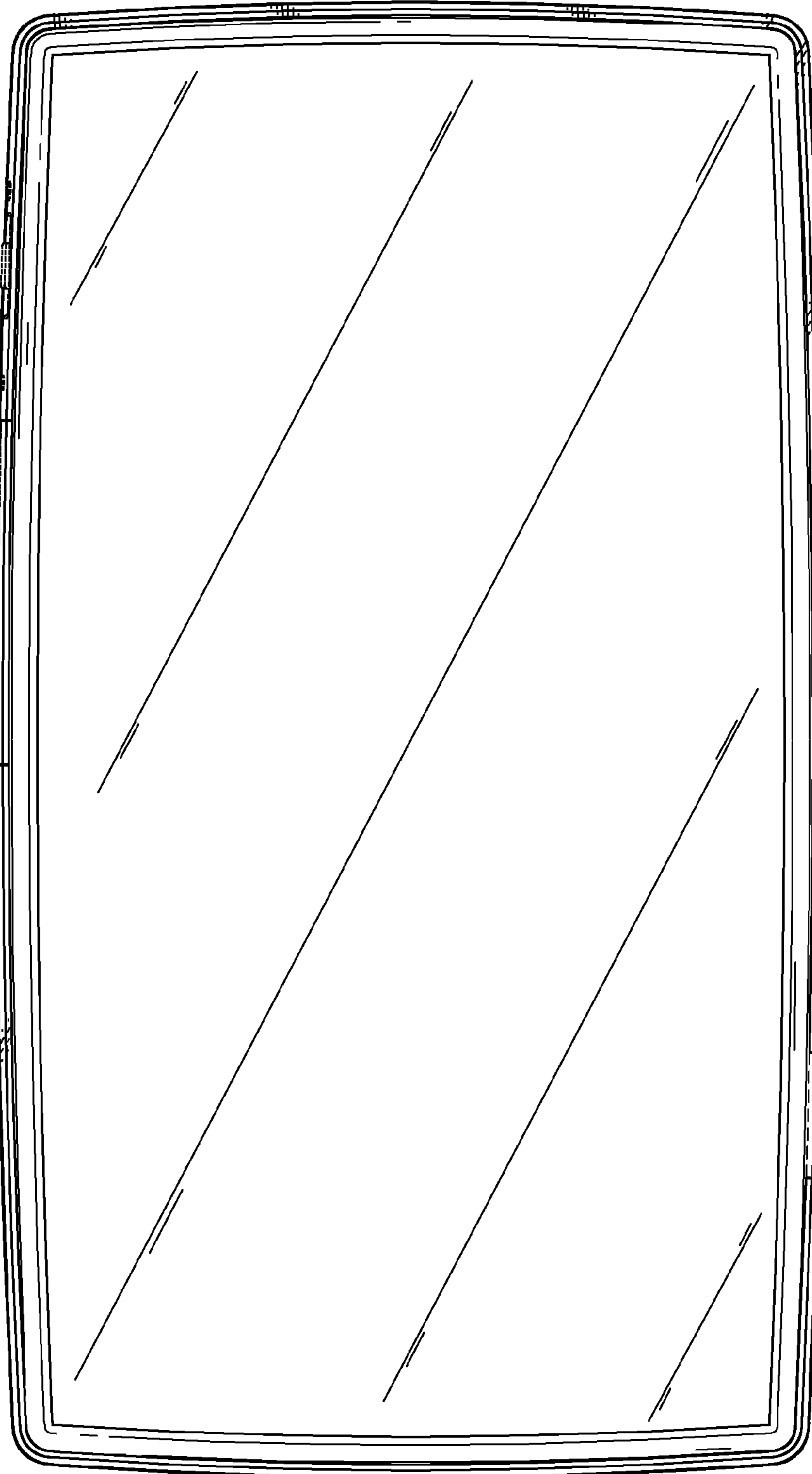


FIG. 2




FIG. 3

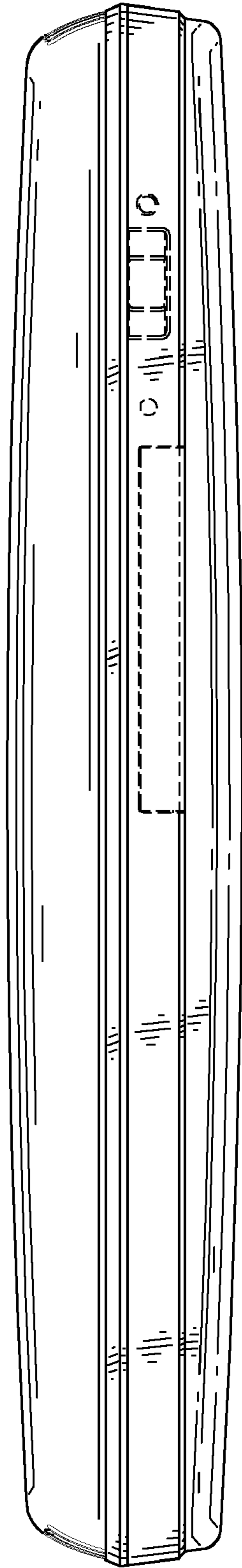


FIG. 4

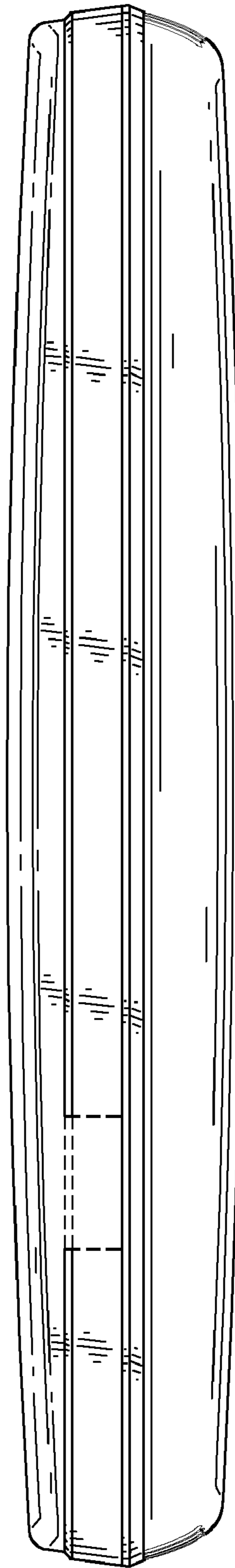


FIG. 5

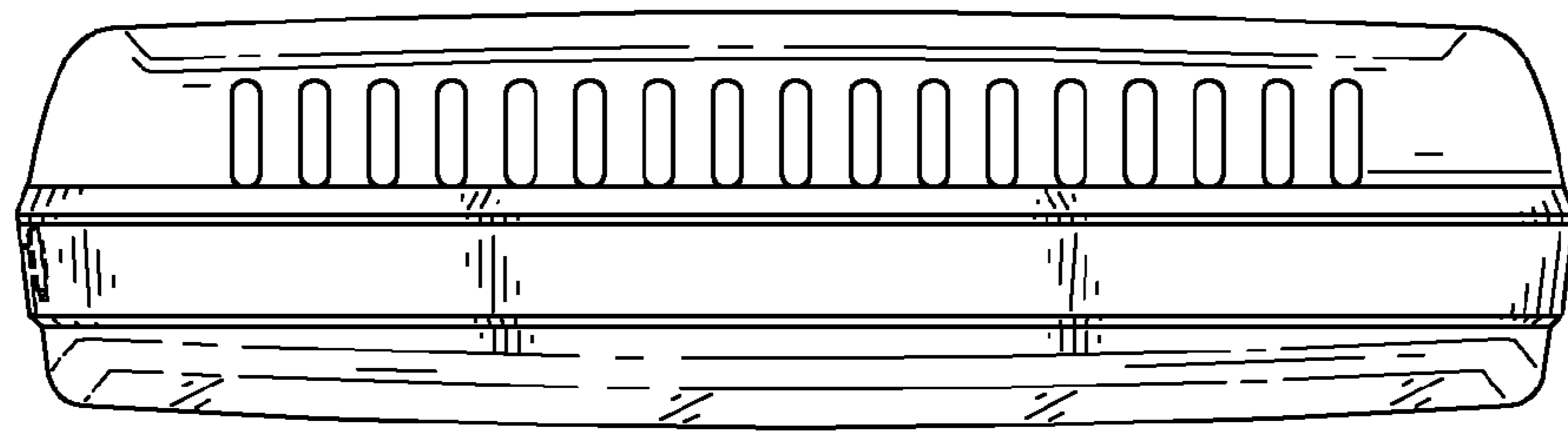


FIG. 6

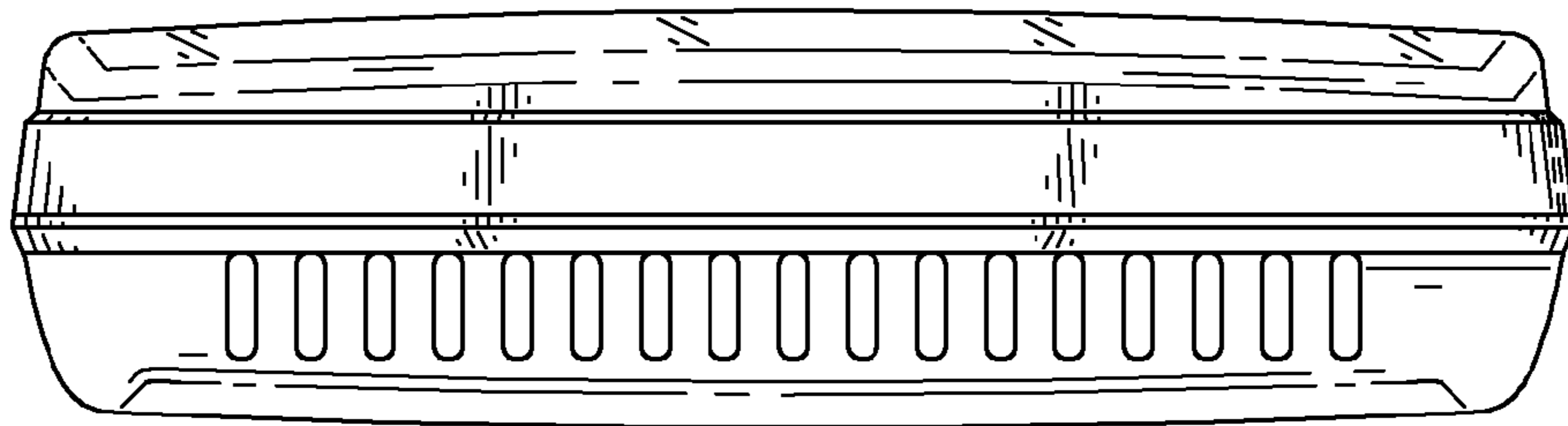


FIG. 7