



US00D659113S

(12) **United States Design Patent**  
**Rayn**

(10) **Patent No.:** **US D659,113 S**

(45) **Date of Patent:** **\*\* May 8, 2012**

(54) **MP3 PLAYER**

(75) **Inventor:** **Roy Rayn**, Los Angeles, CA (US)

(73) **Assignee:** **Shaghal Ltd.**, Los Angeles, CA (US)

(\*\*) **Term:** **14 Years**

(21) **Appl. No.:** **29/373,795**

(22) **Filed:** **May 23, 2011**

(51) **LOC (9) Cl.** ..... **14-03**

(52) **U.S. Cl.** ..... **D14/203.7; D14/203.3; D14/496**

(58) **Field of Classification Search** ..... D14/496,  
D14/401, 435, 474, 483, 217, 137, 138, 160,  
D14/168, 356, 203.1–203.8, 507; 345/156,  
345/169, 173–179, 905; 715/727–729, 864;  
710/1, 5, 8; 713/1, 600; 455/1.1, 1.7, 73,  
455/344–347, 93, 95, 3.01–3.06, 550.1, 573.1;  
370/342–344; 369/1, 2, 6–12; 463/43–47;  
273/148 B

See application file for complete search history.

(56) **References Cited**

**U.S. PATENT DOCUMENTS**

5,859,594 A \* 1/1999 King et al. .... 340/7.55  
6,977,675 B2 \* 12/2005 Kotzin ..... 348/208.2  
D521,527 S \* 5/2006 Lee ..... D14/203.7

D523,446 S \* 6/2006 Peng ..... D14/203.7  
D533,564 S \* 12/2006 Kim ..... D14/203.7  
D534,153 S \* 12/2006 Naruki ..... D14/203.7  
7,193,165 B2 \* 3/2007 Kawanobe et al. .... 200/5 R  
7,499,284 B2 \* 3/2009 Kawanobe et al. .... 361/752  
D613,341 S \* 4/2010 Mar et al. .... D21/329  
D629,787 S \* 12/2010 Lee ..... D14/203.7  
D629,788 S \* 12/2010 Lee ..... D14/203.7  
7,856,255 B2 \* 12/2010 Tsuchiya et al. .... 455/575.1

\* cited by examiner

*Primary Examiner* — Prabhakar Deshmukh

(74) *Attorney, Agent, or Firm* — Thomas I. Rozsa

(57) **CLAIM**

The ornamental design for an MP3 player, as shown and described.

**DESCRIPTION**

FIG. 1 is a front-side perspective view of an MP3 player, showing my design.

FIG. 2 is a front elevational view thereof;

FIG. 3 is a rear elevational view thereof;

FIG. 4 is a left side elevational view thereof;

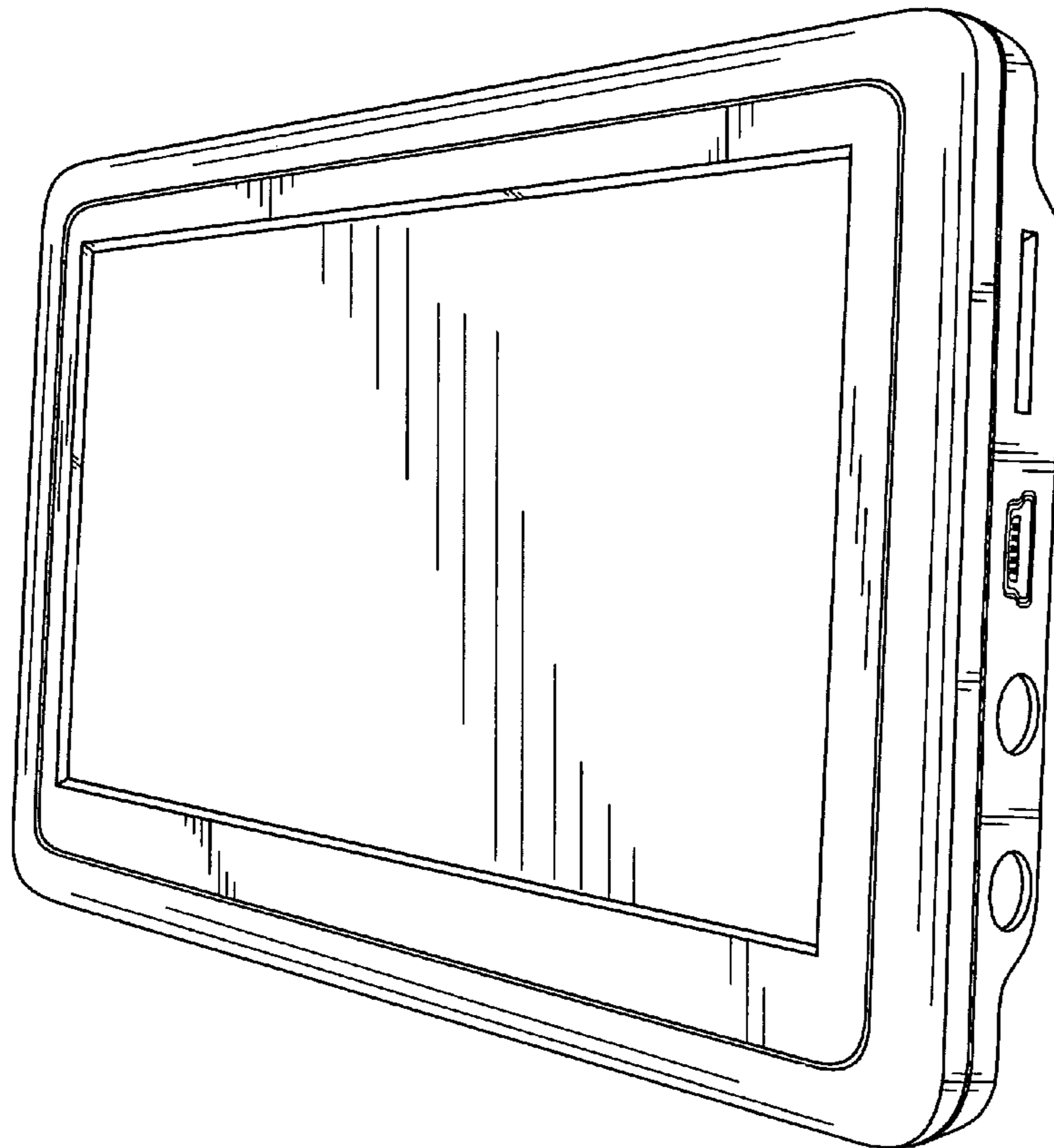
FIG. 5 is a right side elevational view thereof;

FIG. 6 is a top elevational view thereof;

FIG. 7 is a bottom elevational view thereof; and,

FIG. 8 is a back-rear perspective view thereof.

**1 Claim, 6 Drawing Sheets**






FIG. 1

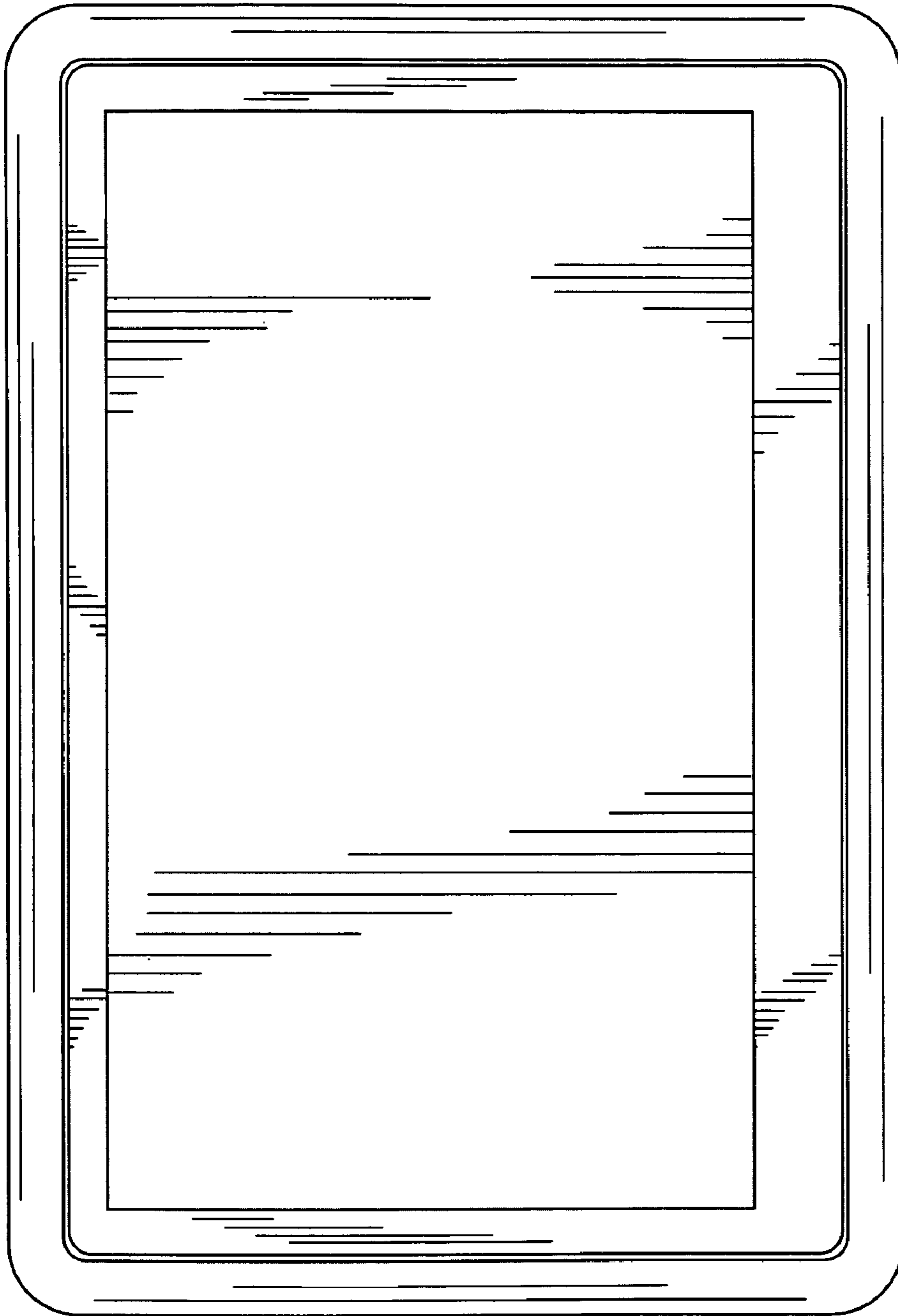


FIG. 2




FIG. 3

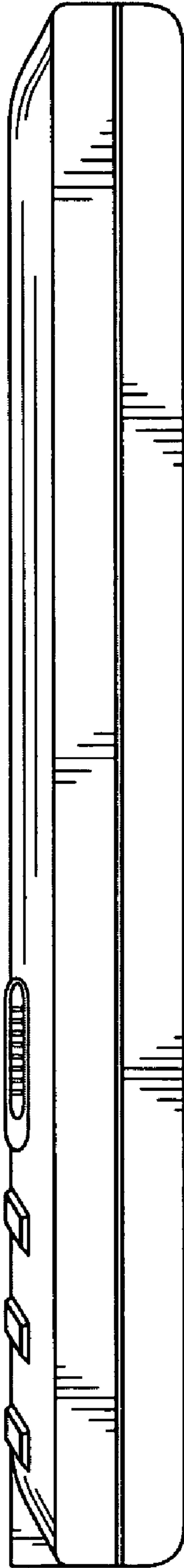


FIG. 4

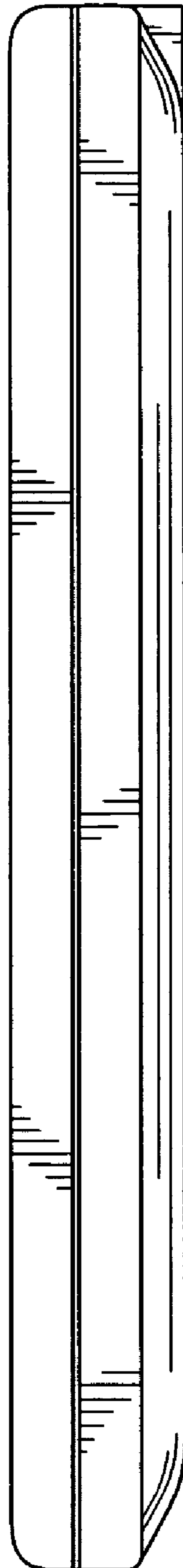


FIG. 5

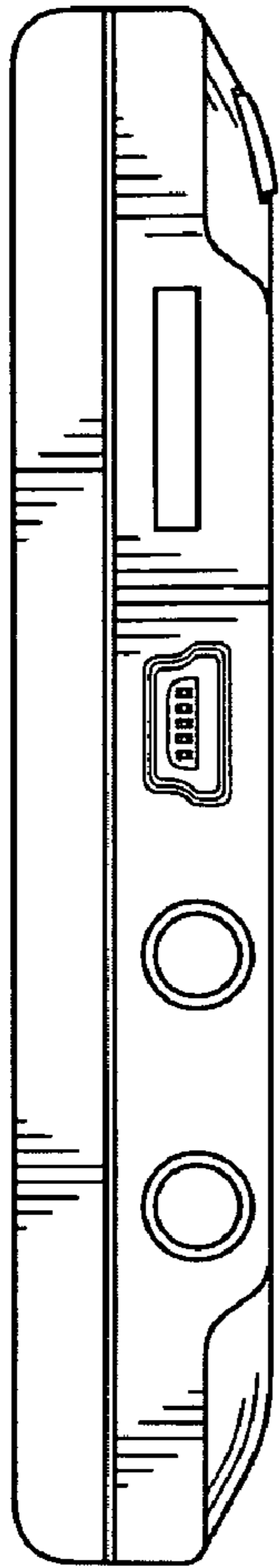


FIG. 6




FIG. 7

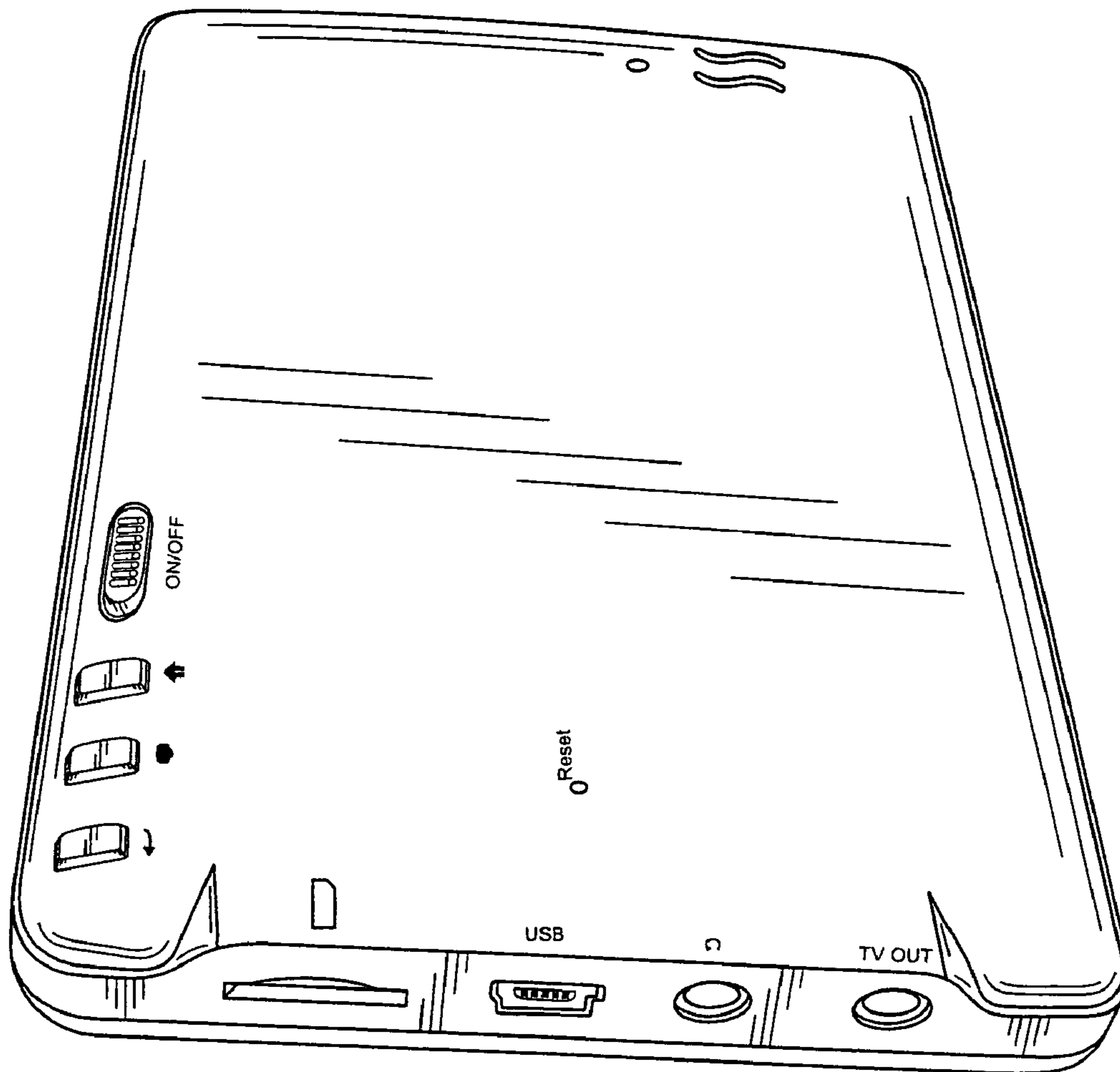


FIG. 8