



US00D659104S

(12) **United States Design Patent**
Montena et al.

(10) **Patent No.:** **US D659,104 S**
(45) **Date of Patent:** **** May 8, 2012**

(54) **WEATHER PROOFING SYSTEM**
(75) Inventors: **Noah Montena**, Syracuse, NY (US);
Chris Natoli, Fulton, NY (US)
(73) Assignee: **John Mezzalingua Associates, Inc.**,
East Syracuse, NY (US)
(**) Term: **14 Years**

(21) Appl. No.: **29/403,095**
(22) Filed: **Sep. 30, 2011**

Related U.S. Application Data

(63) Continuation of application No. 29/377,394, filed on
Oct. 20, 2010, now Pat. No. Des. 646,228.
(51) **LOC (9) Cl.** **13-03**
(52) **U.S. Cl.** **D13/156**
(58) **Field of Classification Search** D13/133,
D13/154, 156, 184, 199; 439/271, 275, 227,
439/278, 279, 281, 283, 445, 447, 578, 583,
439/584, 927
See application file for complete search history.

(56) **References Cited**

U.S. PATENT DOCUMENTS

D206,662 S * 1/1967 Karol D13/156
3,518,600 A * 6/1970 Urani 337/201

D331,567 S * 12/1992 Braga et al. D13/156
D407,378 S * 3/1999 Lee D13/156
D456,363 S * 4/2002 Lee D13/154
D631,848 S * 2/2011 Montena et al. D13/154
D642,988 S * 8/2011 Montena et al. D13/156
D643,372 S * 8/2011 Montena et al. D13/156
D646,228 S * 10/2011 Montena et al. D13/156
2006/0240709 A1 * 10/2006 Montena et al. 439/578
* cited by examiner

Primary Examiner — Daniel Bui
(74) *Attorney, Agent, or Firm* — Stephen R. Yoder, Esq.

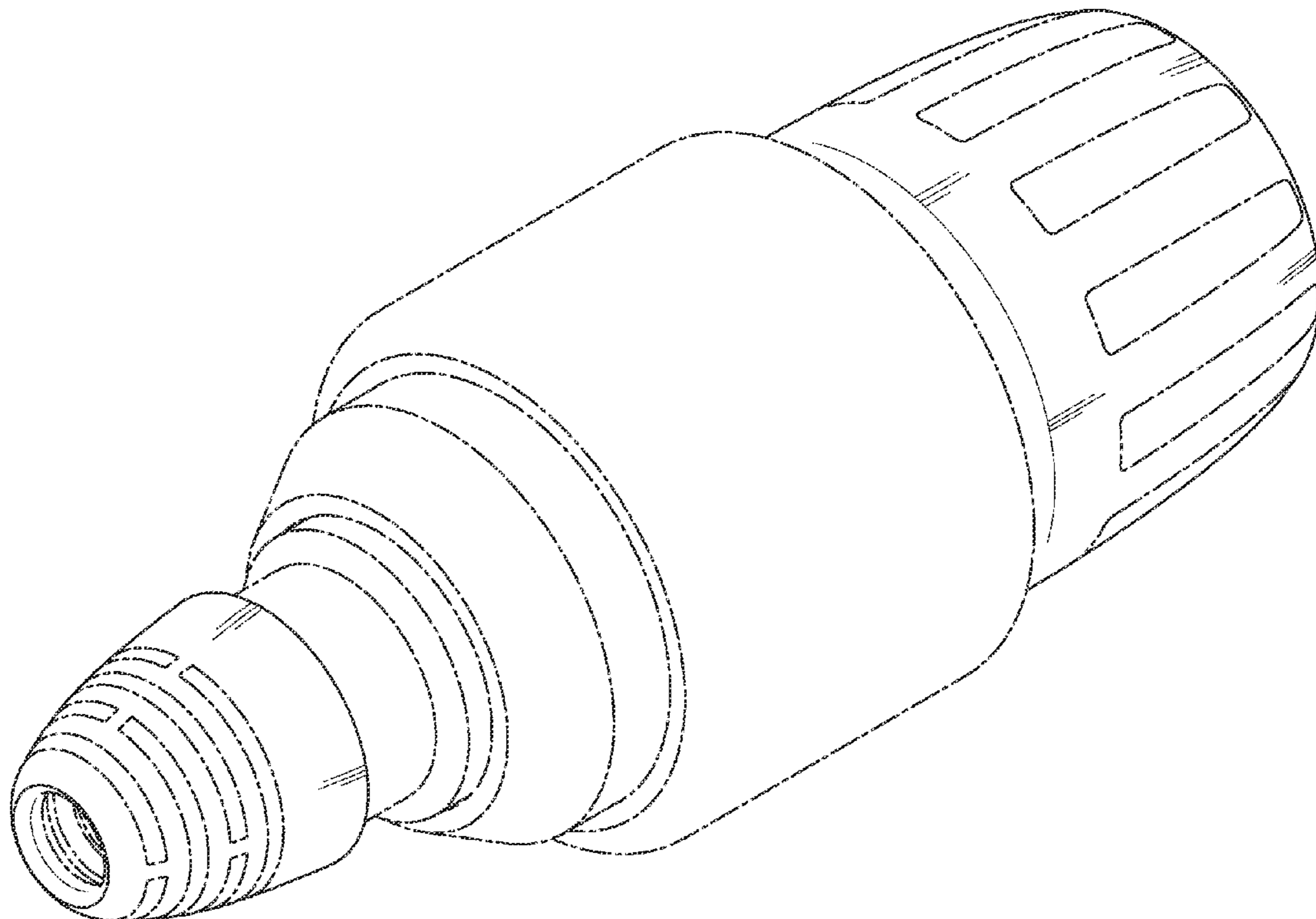
(57) **CLAIM**

The ornamental design for a weather proofing system, as shown and described.

DESCRIPTION

FIG. 1 is a front perspective view of the present invention showing our design for a weather proofing system;
FIG. 2 is a back perspective view thereof;
FIG. 3 is a top view thereof, the claimed portion of which is a mirror image to the bottom view thereof;
FIG. 4 is a right side view thereof, the claimed portion of which is a mirror image of the left side view thereof;
FIG. 5 is a back view thereof; and,
FIG. 6 is a front view thereof.
The dash-dot line in the figure drawings is included for the purpose of illustrating environment and forms no part of the claimed design.

1 Claim, 5 Drawing Sheets



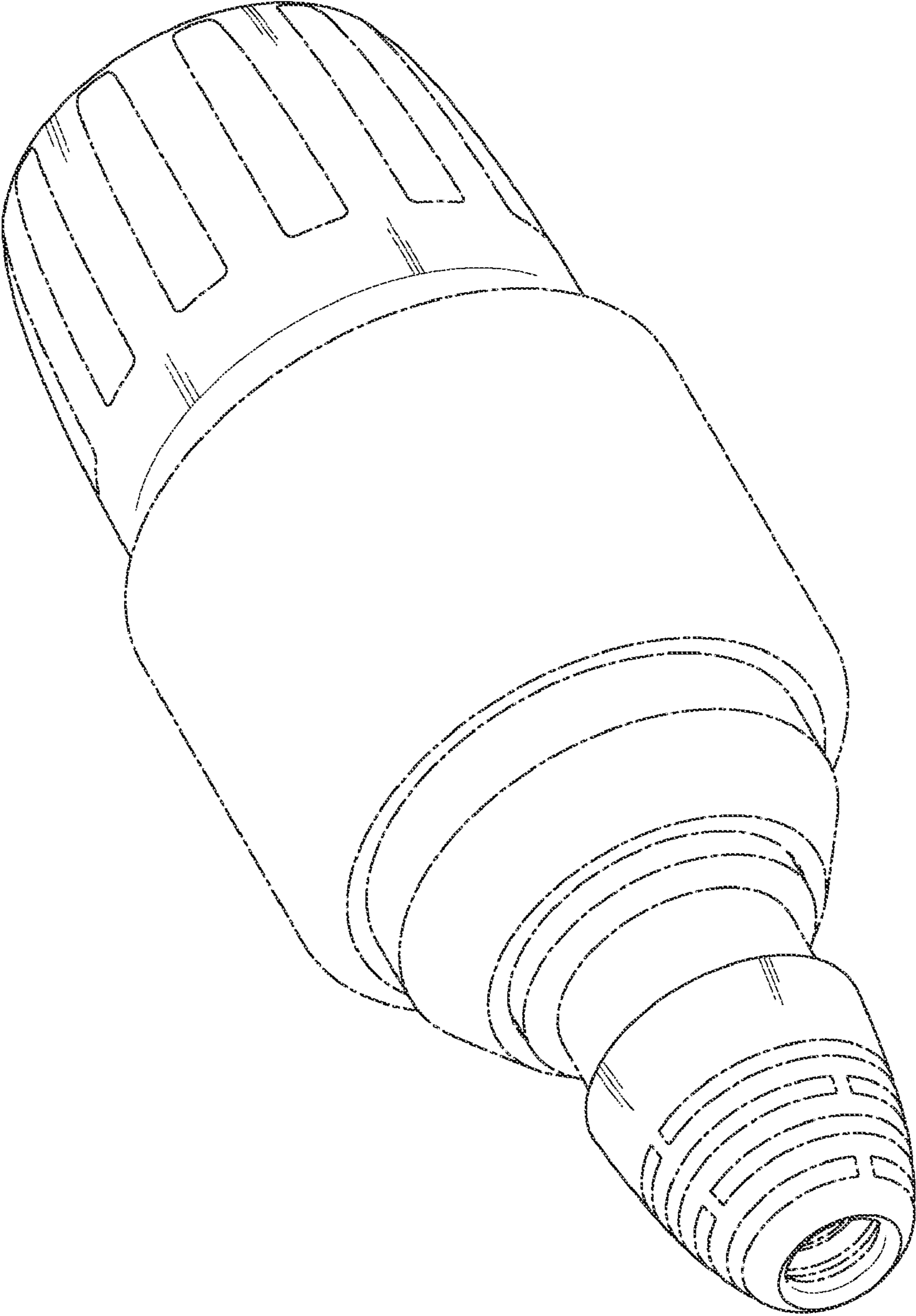


FIG. 1

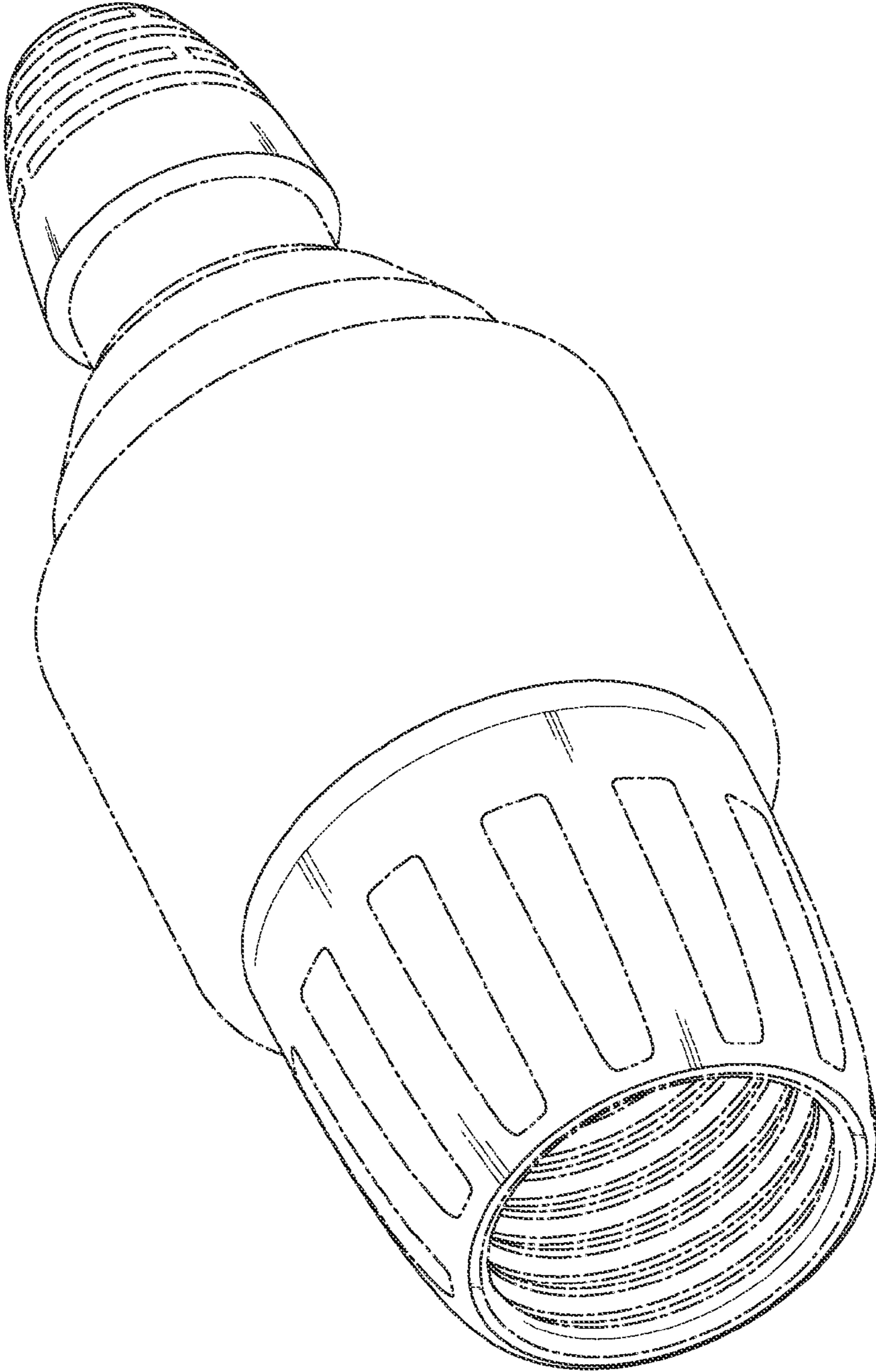


FIG. 2




FIG. 3




FIG. 4

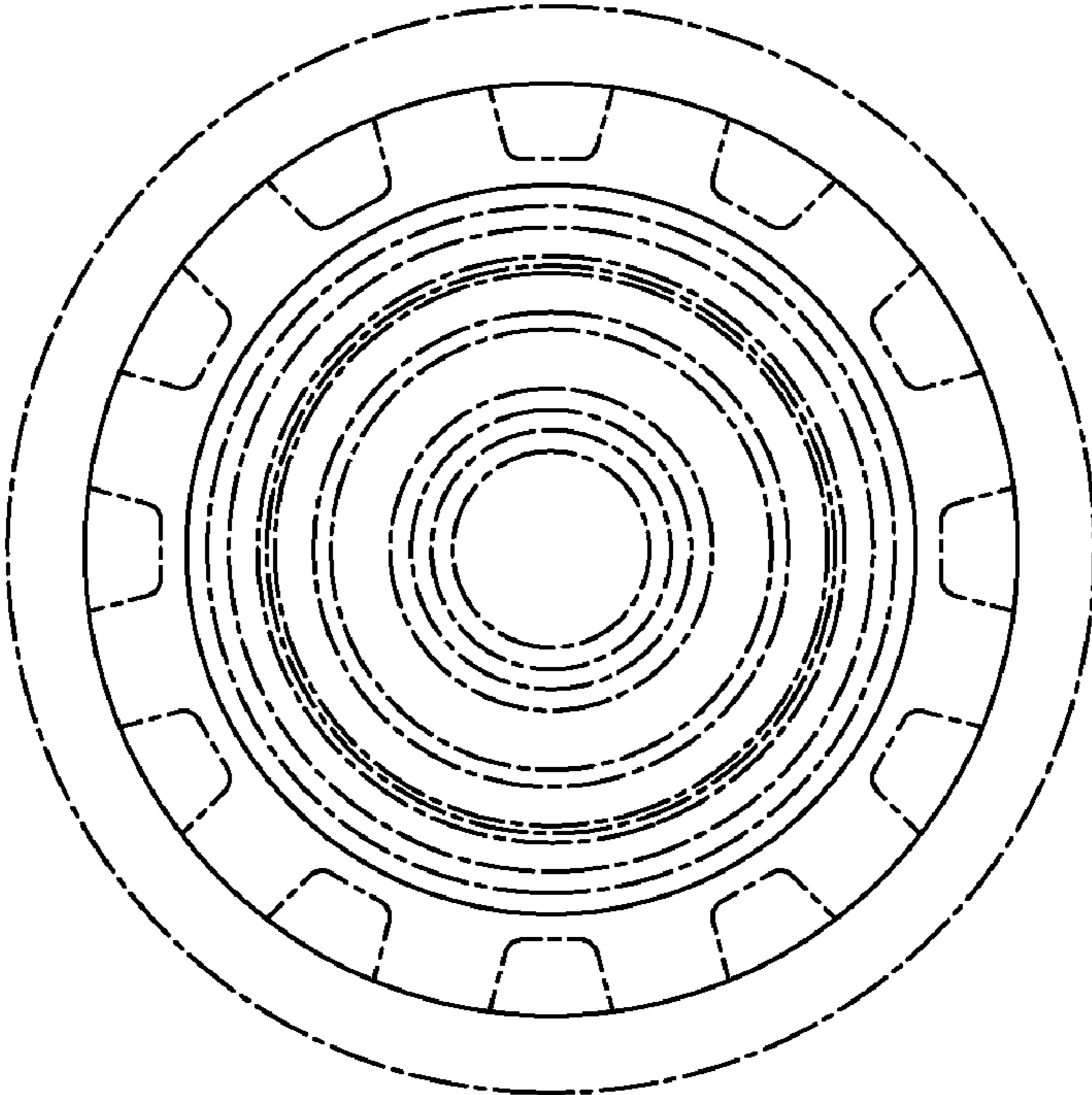


FIG. 6

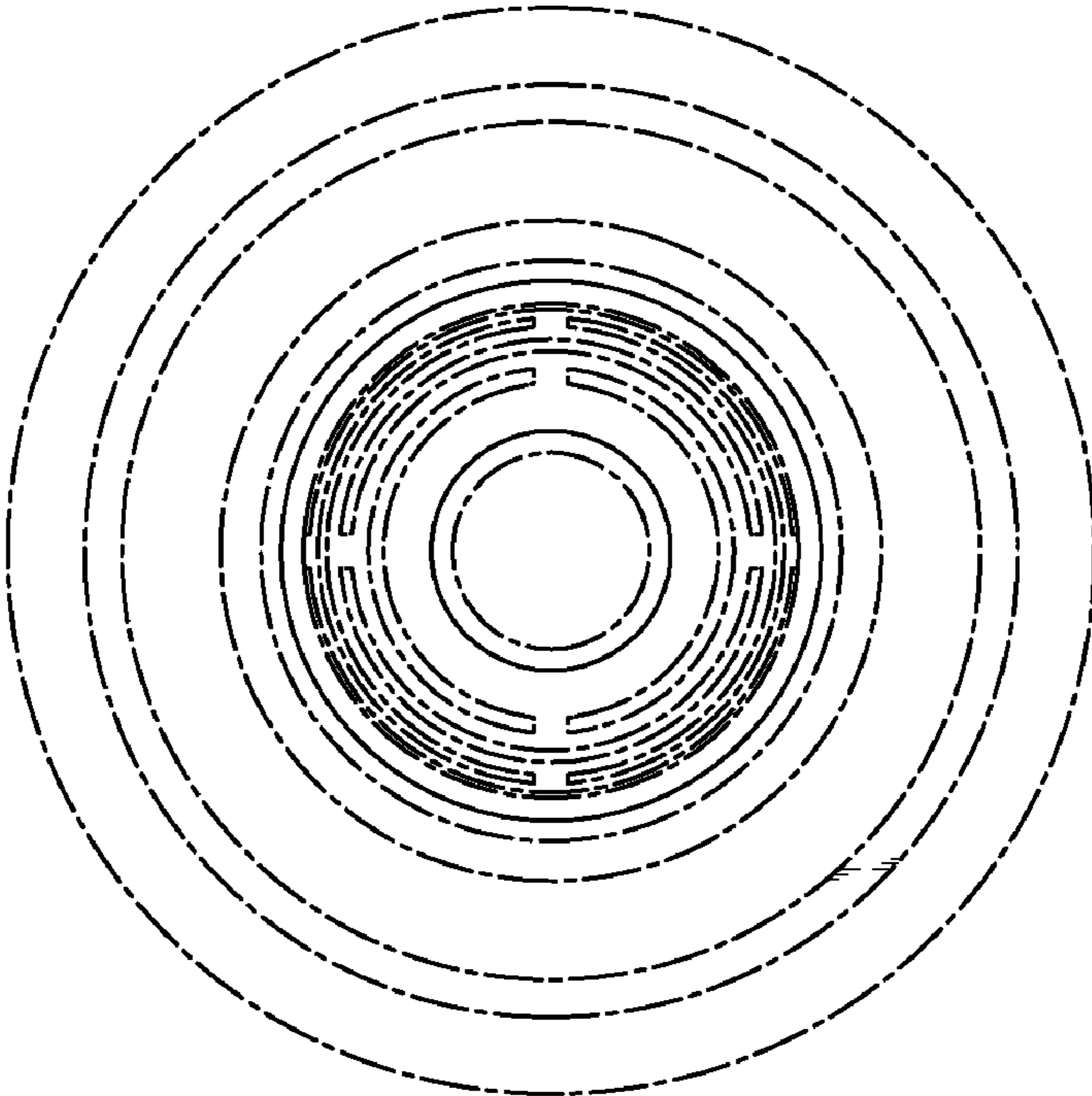


FIG. 5