



US00D659087S

(12) **United States Design Patent**
Nomi et al.

(10) **Patent No.:** **US D659,087 S**

(45) **Date of Patent:** **** May 8, 2012**

(54) **BATTERY CHARGER WITH SOLAR-CELL**

(75) Inventors: **Takuo Nomi**, Moriguchi (JP); **Shinji Oda**, Moriguchi (JP)

(73) Assignee: **Sanyo Electric Co., Ltd.**, Osaka (JP)

(**) Term: **14 Years**

(21) Appl. No.: **29/405,866**

(22) Filed: **Nov. 8, 2011**

Related U.S. Application Data

(62) Division of application No. 29/347,378, filed on Dec. 18, 2009.

Foreign Application Priority Data

Sep. 2, 2009 (JP) 2009-020215
Sep. 2, 2009 (JP) 2009-020216
Sep. 24, 2009 (JP) 2009-021932

(51) **LOC (9) Cl.** **13-02**

(52) **U.S. Cl.** **D13/102**

(58) **Field of Classification Search** D13/102,
D13/101, 103, 107, 108, 110, 119, 199; D14/140,
D14/203.4, 253, 432, 434, 483; 136/206,
136/243, 244, 245, 252; 320/101, 102, 114,
320/115, 120

See application file for complete search history.

(56) **References Cited**

U.S. PATENT DOCUMENTS

4,786,851	A *	11/1988	Fuji et al.	320/101
5,522,943	A *	6/1996	Spencer et al.	136/245
D391,921	S *	3/1998	Zimmer et al.	D13/102
D395,279	S *	6/1998	Peress et al.	D13/107
D422,964	S *	4/2000	Lam	D13/107
D489,680	S *	5/2004	Stobart	D13/107
D490,371	S *	5/2004	Lee et al.	D13/110
D530,269	S *	10/2006	Fowler et al.	D13/102
D598,372	S *	8/2009	Sasada	D13/102
D601,490	S *	10/2009	Zhu et al.	D13/102
2009/0007958	A1 *	1/2009	Ho et al.	136/245

* cited by examiner

Primary Examiner — Derrick Holland

(74) *Attorney, Agent, or Firm* — Rabin & Berdo, P.C.

(57) **CLAIM**

The ornamental design for a battery charger with solar-cell, as shown and described.

DESCRIPTION

FIG. 1 is a front perspective view of a battery charger with solar-cell showing our new design; FIG. 2 is a front elevation view thereof; FIG. 3 is a rear elevation view thereof; FIG. 4 is a right side elevation view thereof; FIG. 5 is a left side elevation view thereof; FIG. 6 is a top plan view thereof; FIG. 7 is a bottom plan view thereof; and, FIG. 8 is a rear perspective view thereof.

1 Claim, 4 Drawing Sheets

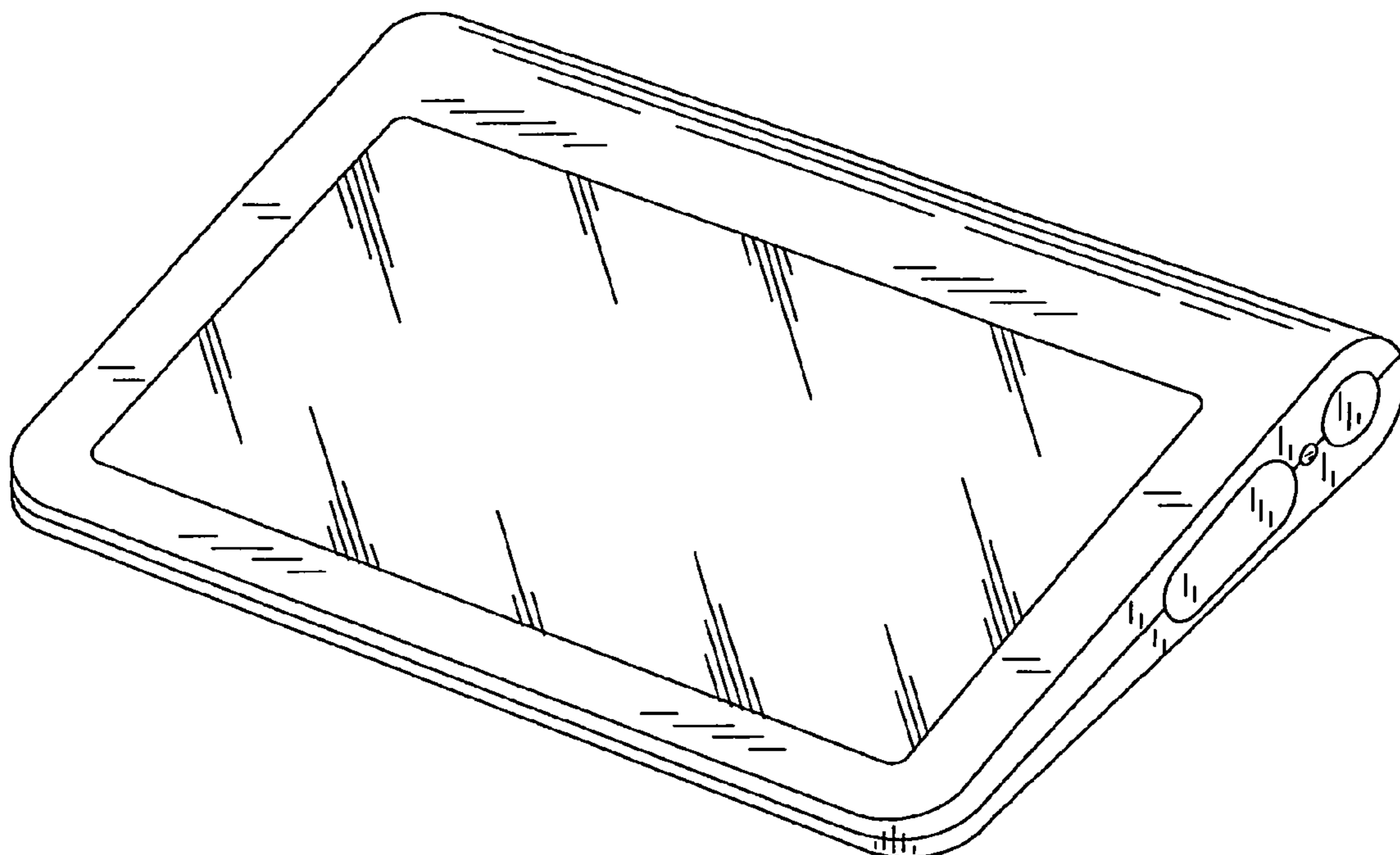


FIG. 1

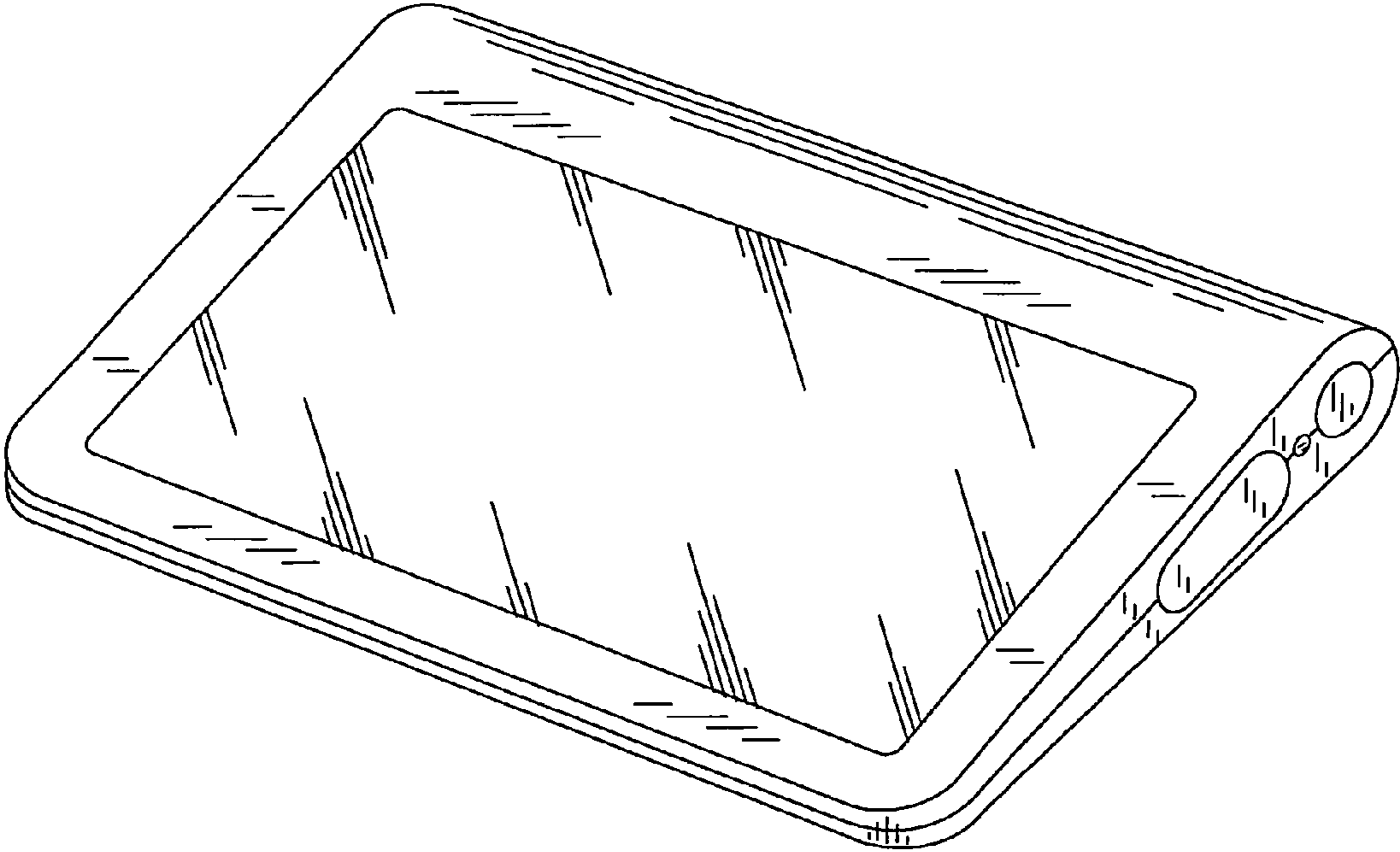


FIG. 2

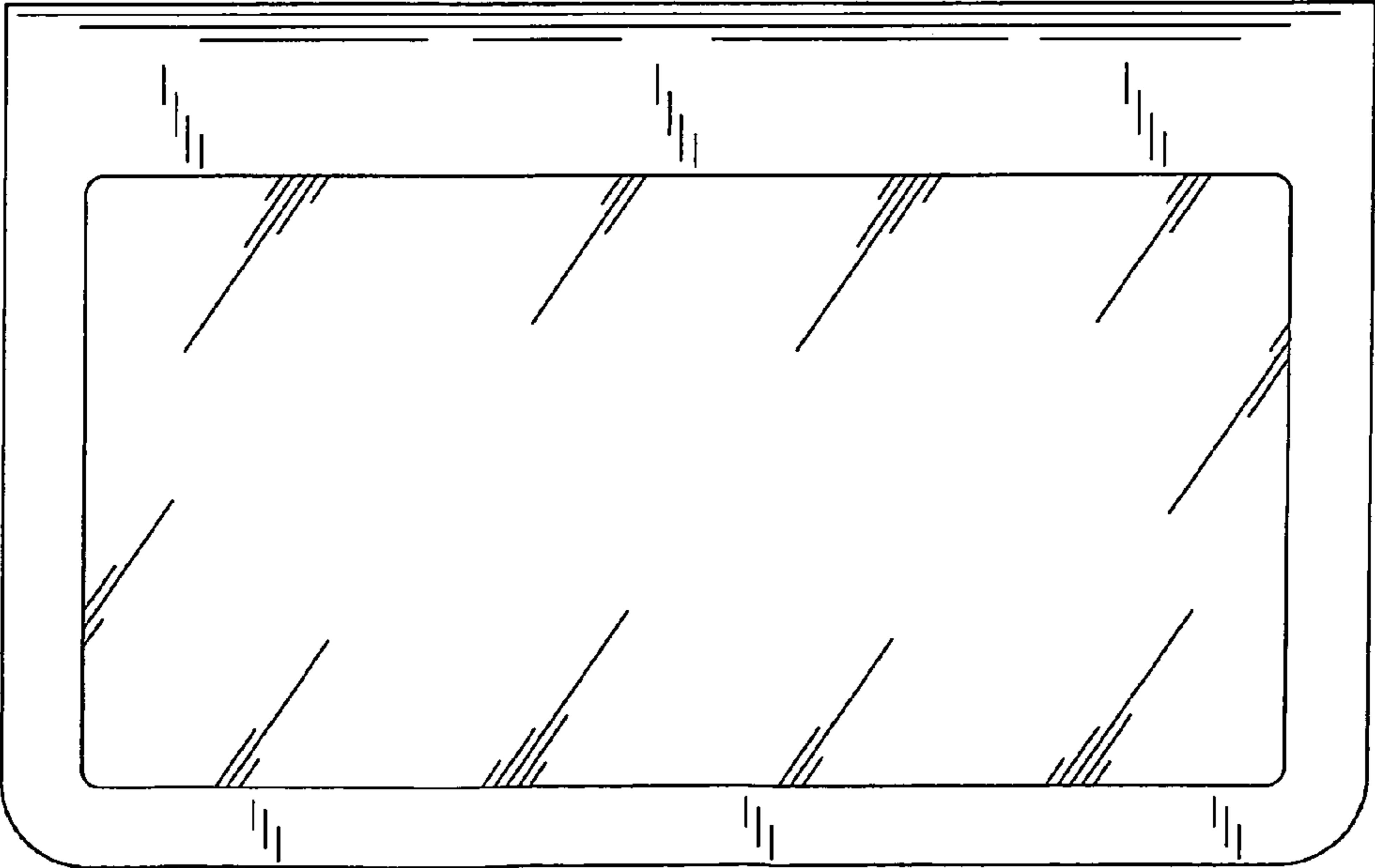


FIG. 3

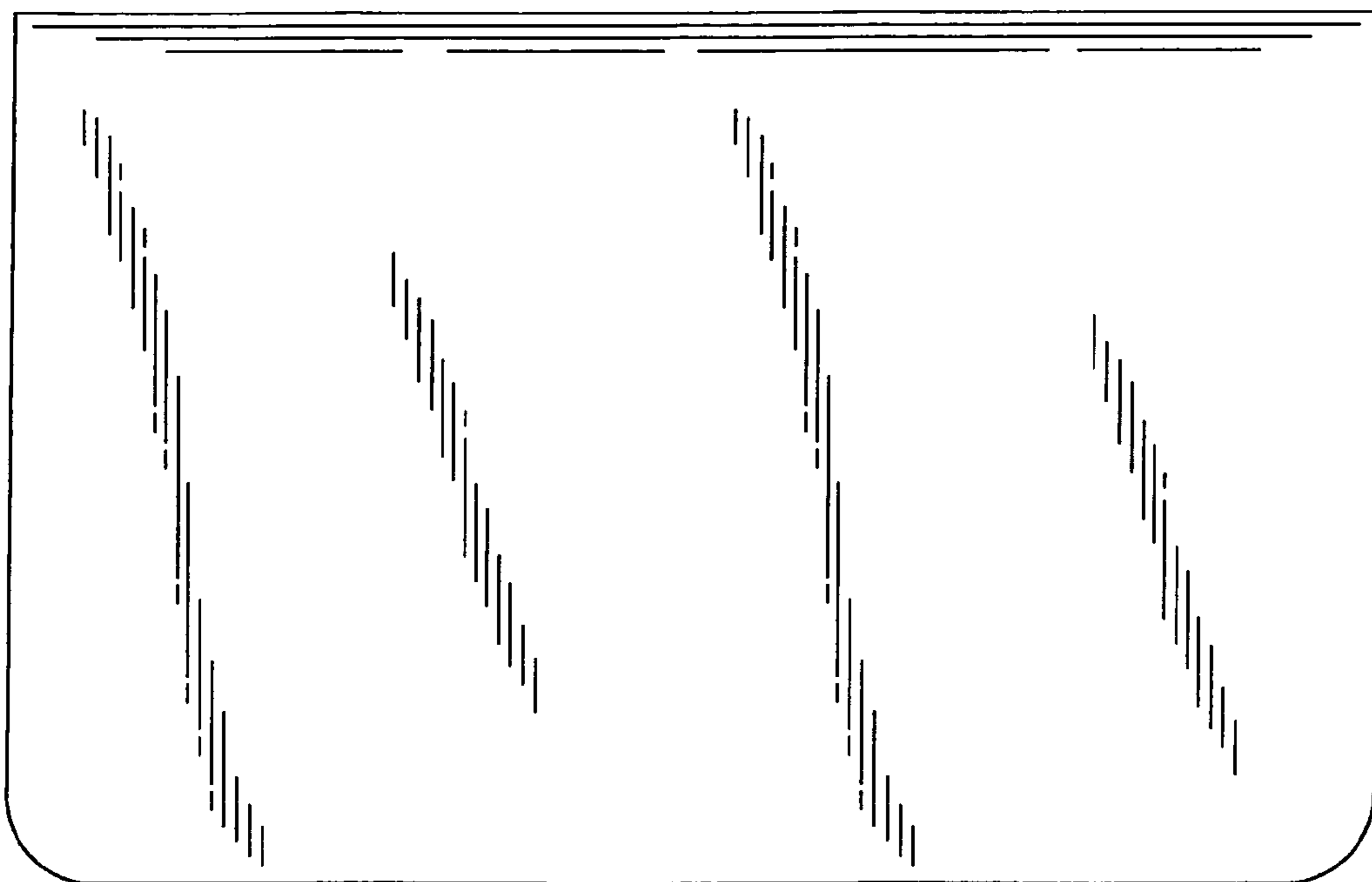


FIG. 4

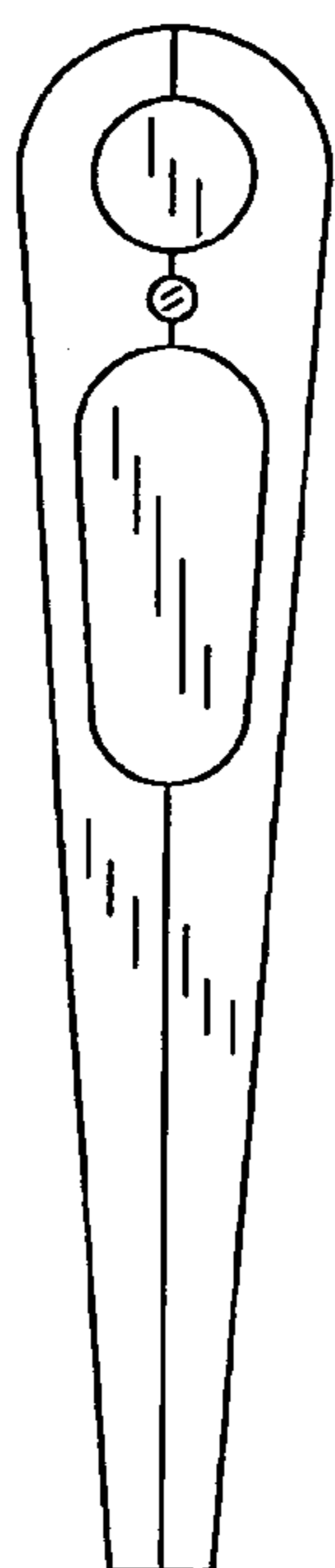


FIG. 5

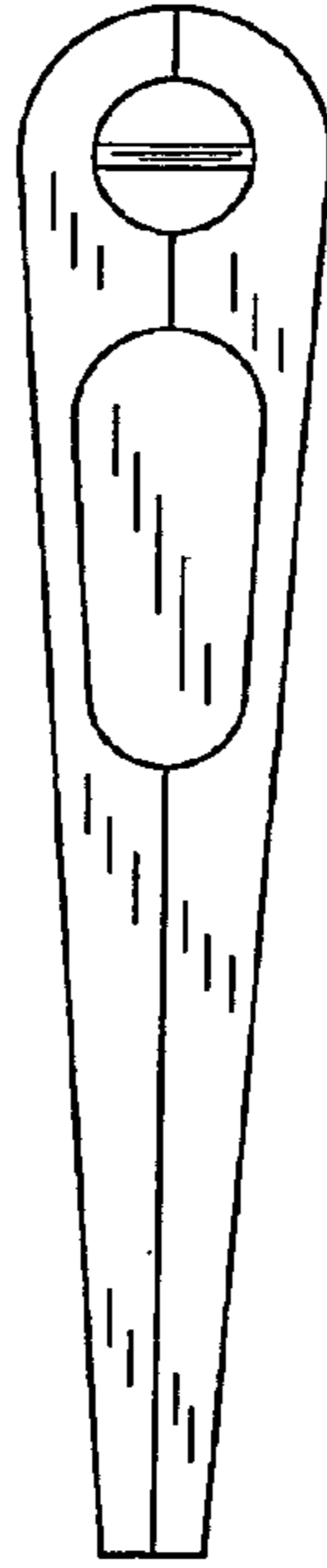


FIG. 6




FIG. 7

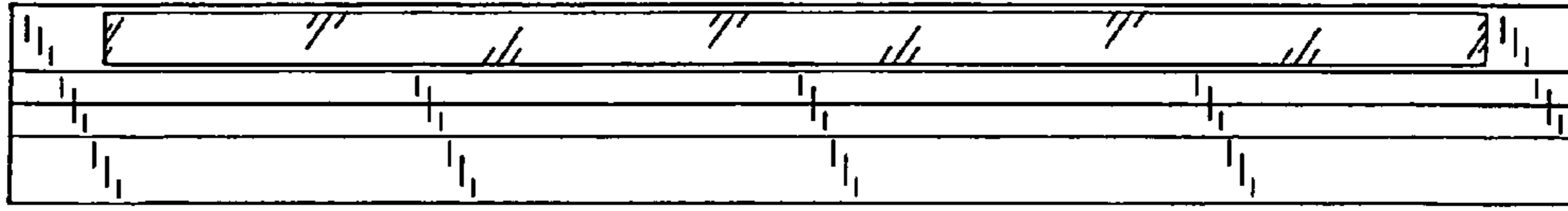


FIG. 8

