



US00D659079S

(12) **United States Design Patent**
Takenaka

(10) **Patent No.:** **US D659,079 S**

(45) **Date of Patent:** **** May 8, 2012**

(54) **TIRE FOR MOTORCYCLE**

(75) Inventor: **Kouji Takenaka**, Hyogo (JP)

(73) Assignee: **The Goodyear Tire & Rubber Company**, Akron, OH (US)

(**) Term: **14 Years**

(21) Appl. No.: **29/407,245**

(22) Filed: **Nov. 25, 2011**

(30) **Foreign Application Priority Data**

Jul. 14, 2011 (JP) 2011-016181

(51) **LOC (9) Cl.** **12-15**

(52) **U.S. Cl.** **D12/535**

(58) **Field of Classification Search** D12/533-537,
D12/569-572, 900-901, 563; 152/209.1,
152/209.8-209.25, 209.28, 455

See application file for complete search history.

(56) **References Cited**

U.S. PATENT DOCUMENTS

D346,352 S *	4/1994	Suzuki	D12/535
D347,608 S	6/1994	Haas et al.	D12/151
D455,708 S	4/2002	Yuze	D12/535
D457,124 S *	5/2002	Fukunaga	D12/535
D487,248 S *	3/2004	Taniguchi	D12/535
D490,360 S	5/2004	Jackson et al.	D12/535
D502,442 S	3/2005	Brown et al.	D12/535
D502,681 S	3/2005	Miyasaka	D12/535
D505,381 S	5/2005	Brown et al.	D12/535
D522,445 S	6/2006	Shibamoto	D12/535
D522,449 S	6/2006	Toyozawa et al.	D12/535
D522,959 S	6/2006	Matsunami et al.	D12/535
D522,960 S	6/2006	Matsunami et al.	D12/535
D523,390 S	6/2006	Matsunami et al.	D12/535
D524,724 S	7/2006	Itoi	D12/535
D525,189 S	7/2006	Itoi et al.	D12/535
D528,066 S	9/2006	Shibamoto	D12/535

D528,970 S	9/2006	Board et al.	D12/535
D528,971 S	9/2006	Board et al.	D12/535
D542,215 S	5/2007	Jackson et al.	D12/535
D551,159 S	9/2007	Matsunami et al.	D12/535
D553,557 S *	10/2007	Itoi	D12/535
D554,044 S	10/2007	Shibamoto	D12/535
D554,048 S	10/2007	Matsunami et al.	D12/535
D555,073 S	11/2007	Zawistowski et al.	D12/535
D555,074 S	11/2007	Zawistowski et al.	D12/535
D557,198 S	12/2007	Matsunami et al.	D12/535
D558,130 S	12/2007	Steinbach	D12/535
D566,039 S	4/2008	Itoi	D12/535
D569,787 S	5/2008	Shibamoto et al.	D12/535
D570,279 S *	6/2008	Lo	D12/535
D571,710 S	6/2008	Shibamoto et al.	D12/535
D579,856 S	11/2008	Watkins et al.	D12/535
D579,857 S	11/2008	Kumamoto	D12/535
D579,858 S	11/2008	Kumamoto	D12/535
D587,645 S *	3/2009	Steinbach	D12/535
D600,631 S	9/2009	Kumamoto	D12/535
D601,943 S	10/2009	Shibamoto	D12/535
D612,322 S	3/2010	Shibamoto	D12/535
D619,956 S *	7/2010	Hayashi et al.	D12/535
D625,682 S *	10/2010	Shibamoto	D12/535

(Continued)

Primary Examiner — Stacia Cadmus

(74) *Attorney, Agent, or Firm* — Richard B. O'Planick

(57) **CLAIM**

The ornamental design for a tire for motorcycle, as shown and described.

DESCRIPTION



FIG. 1 is a perspective view of a tire for motorcycle showing my new design, it being understood that the pattern repeats uniformly throughout the circumference of the tread;

FIG. 2 is a front elevational view thereof;

FIG. 3 is a right side elevational view thereof; the other side being a mirror image thereof; and,

FIG. 4 is an enlarged fragmentary front elevational view thereof.

1 Claim, 4 Drawing Sheets



US D659,079 S

Page 2

U.S. PATENT DOCUMENTS

D625,683 S	*	10/2010	Otani	D12/535	D635,504 S	*	4/2011	Nakamura	D12/535
D629,740 S	*	12/2010	Board	D12/535	D637,139 S	*	5/2011	Nakamura	D12/535
D629,741 S		12/2010	Board et al.	D12/535	D639,232 S	*	6/2011	Sugimoto et al.	D12/535
D630,160 S		1/2011	Board	D12/535	D644,596 S		9/2011	Takenaka	D12/535

* cited by examiner



FIG - 1




FIG - 2



FIG - 3




FIG - 4