



US00D659057S

(12) **United States Design Patent**
Patton et al.

(10) **Patent No.:** **US D659,057 S**
(45) **Date of Patent:** **** May 8, 2012**

(54) **UTILITY STRAP FOR USE WITH WALKER**

(76) Inventors: **Renata Patton**, Atlanta, GA (US); **John R. Gilbert**, Seattle, WA (US)

(**) Term: **14 Years**

(21) Appl. No.: **29/368,196**

(22) Filed: **Aug. 19, 2010**

(51) **LOC (9) Cl.** **12-12**

(52) **U.S. Cl.** **D12/133**

(58) **Field of Classification Search** D12/128-133,
D12/168; 280/62, 647-650, 29, 200, 47.38,
280/250.1, 259, 642, 658; 296/65.03, 65.04;
224/409; 297/DIG. 4; D3/221; D11/200,
D11/210, 212, 216, 218, 221; D24/110-110.5,
D24/190-194, 200; 128/201.11, 207.11,
128/207.13, 207.16, 207.17, 876, 99.1, 100.1,
128/DIG. 26, 102.1, 877; 24/31 V; 604/179,
604/353

See application file for complete search history.

(56) **References Cited**

U.S. PATENT DOCUMENTS

4,015,762 A * 4/1977 Mendillo 294/149
4,712,646 A 12/1987 Page
D308,465 S 6/1990 Hietter
5,136,759 A 8/1992 Armour, II
5,289,619 A 3/1994 Pileggi
D373,750 S * 9/1996 Gunderson D12/133

D375,924 S * 11/1996 Kramer D12/168
D401,137 S 11/1998 Boelling
6,425,634 B1 7/2002 Romero
D471,006 S * 3/2003 French D3/221
D506,709 S * 6/2005 Choi D12/133
D511,450 S 11/2005 Seth
D570,256 S * 6/2008 Tucker D12/133
D623,851 S * 9/2010 Clayton D3/221
2001/0047607 A1 12/2001 Harvanek
2009/0038123 A1 2/2009 Coronel

* cited by examiner

Primary Examiner — Ian Simmons

Assistant Examiner — Charles Hanson

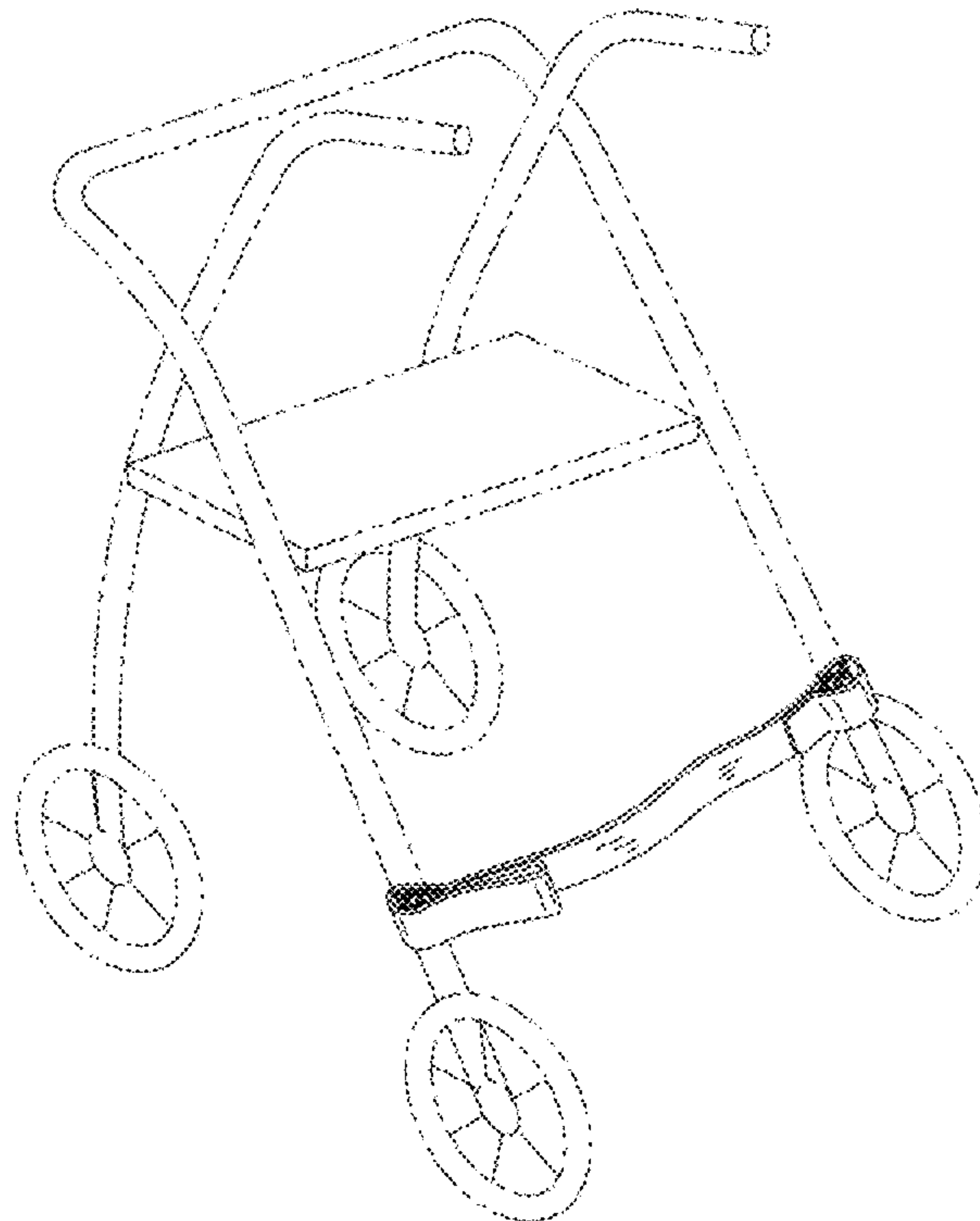
(57) **CLAIM**

The ornamental design for a utility strap for use with walker, as shown and described.

DESCRIPTION

FIG. 1 is a perspective view of a utility strap for use with walker showing my new design;
FIG. 2 is a front view in opened position thereof;
FIG. 3 is a back view thereof;
FIG. 4 is a side view thereof;
FIG. 5 is an opposite side view thereof; and,
FIG. 6 is a top view (bottom view is mirror image) thereof.
In FIG. 1, the broken lines showing of environmental structure for purposes of illustrating the utility strap for use with walker in a condition of use. The broken lines and the structure they depict form no part of the claimed design.

1 Claim, 3 Drawing Sheets



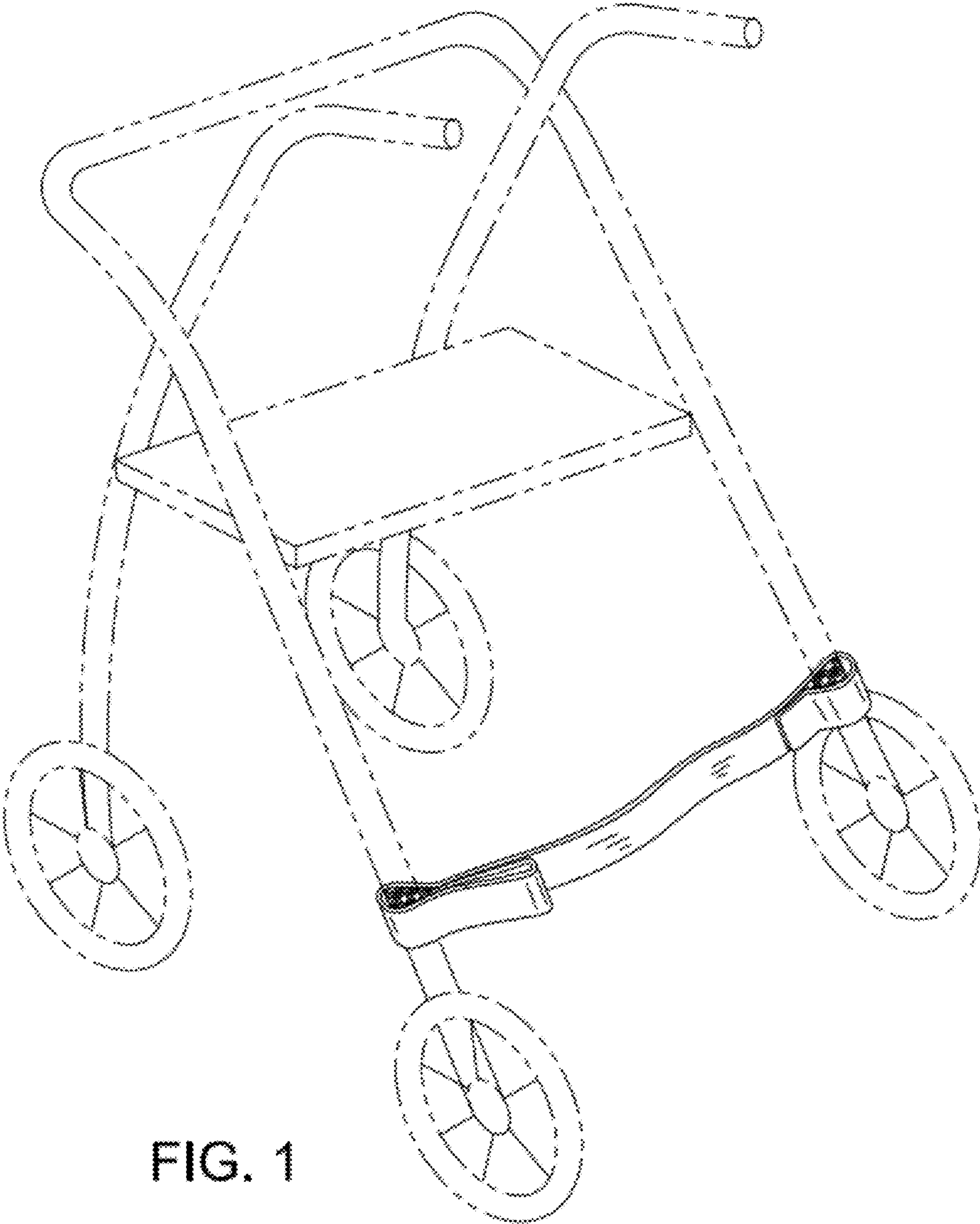


FIG. 1




FIG. 4




FIG. 5




FIG. 6