



US00D659046S

(12) **United States Design Patent**  
**Papadimitriou**

(10) **Patent No.:** **US D659,046 S**

(45) **Date of Patent:** **\*\* May 8, 2012**

(54) **PENDANT**

(75) **Inventor:** **Costantino Papadimitriou, Milan (IT)**

(73) **Assignee:** **De Beers Centenary AG, Lucerne (CH)**

(\*\*) **Term:** **14 Years**

(21) **Appl. No.:** **29/405,820**

(22) **Filed:** **Nov. 7, 2011**

(51) **LOC (9) Cl.** ..... **11-01**

(52) **U.S. Cl.** ..... **D11/79**

(58) **Field of Classification Search** ..... D11/79-86,  
D11/89-91, 40-48, 1-14; 63/26-28, 12-14,  
63/3, 3.1, 3.2

See application file for complete search history.

(56) **References Cited**

**U.S. PATENT DOCUMENTS**

|               |         |                          |        |
|---------------|---------|--------------------------|--------|
| D115,719 S    | 7/1939  | Miller et al.            |        |
| D138,956 S    | 10/1944 | Karples                  |        |
| D291,425 S *  | 8/1987  | Webb                     | D11/83 |
| 4,878,364 A * | 11/1989 | Freilich                 | 63/28  |
| D316,530 S    | 4/1991  | Clifton                  |        |
| D411,965 S *  | 7/1999  | Ruegg, Sr.               | D11/40 |
| D429,474 S *  | 8/2000  | Stein                    | D11/79 |
| D467,193 S *  | 12/2002 | Jongsoonthornthurakit .. | D11/79 |
| D485,204 S *  | 1/2004  | Sandberg                 | D11/43 |
| D497,322 S    | 10/2004 | Gruosi-Scheufele         |        |
| D525,898 S *  | 8/2006  | Anderson                 | D11/81 |
| D537,008 S *  | 2/2007  | Novoa                    | D11/26 |
| D545,236 S *  | 6/2007  | Allin                    | D11/79 |
| D550,582 S *  | 9/2007  | Gruosi-Scheufele         | D11/43 |
| D570,243 S    | 6/2008  | Giles                    |        |
| D579,373 S    | 10/2008 | Rosenthal                |        |
| D580,810 S *  | 11/2008 | Reilly                   | D11/7  |
| D580,812 S    | 11/2008 | Grassi Damiani           |        |
| D595,177 S    | 6/2009  | Strauzer et al.          |        |
| D606,895 S *  | 12/2009 | Lebail                   | D11/34 |

|                 |        |          |         |
|-----------------|--------|----------|---------|
| D619,039 S *    | 7/2010 | Sandberg | D11/103 |
| D644,141 S *    | 8/2011 | George   | D11/79  |
| 2004/0177647 A1 | 9/2004 | Dennis   |         |

\* cited by examiner

*Primary Examiner* — Cathron Brooks

*Assistant Examiner* — Melanie Pellegrini

(74) *Attorney, Agent, or Firm* — SNR Denton US LLP;  
Brian R. McGinley

(57) **CLAIM**

The ornamental design for a pendant, as shown and described.

**DESCRIPTION**

FIG. 1 is a front view of a first embodiment of the pendant;  
FIG. 2 is a rear view of the pendant illustrated in FIG. 1;  
FIG. 3 is a right elevational view of the pendant illustrated in  
FIG. 1;

FIG. 4 is a left elevational view of the pendant illustrated in  
FIG. 1;

FIG. 5 is a top view of the pendant illustrated in FIG. 1;

FIG. 6 is a bottom view of the pendant illustrated in FIG. 1;

FIG. 7 is a perspective view of the pendant illustrated in FIG.  
1;

FIG. 8 is a front view of a second embodiment of the pendant;

FIG. 9 is a rear view of the pendant illustrated in FIG. 8;

FIG. 10 is a right elevational view of the pendant illustrated in  
FIG. 8;

FIG. 11 is a left elevational view of the pendant illustrated in  
FIG. 8;

FIG. 12 is a top view of the pendant illustrated in FIG. 8;

FIG. 13 is a bottom view of the pendant illustrated in FIG. 8;  
and,

FIG. 14 is a perspective view of the pendant illustrated in FIG.  
8.

**1 Claim, 6 Drawing Sheets**



FIG. 1



FIG. 2



FIG. 3

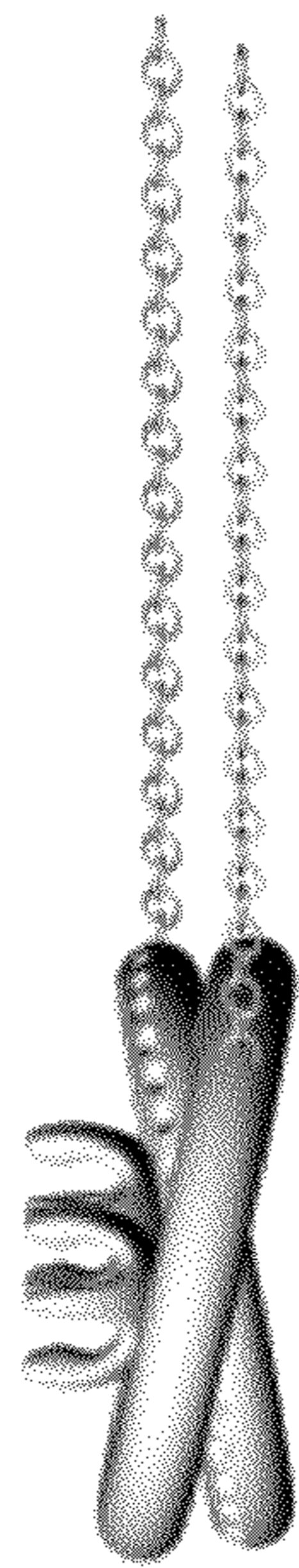


FIG. 4






FIG. 5



FIG. 6




FIG. 7



FIG. 8



FIG. 9



FIG. 10

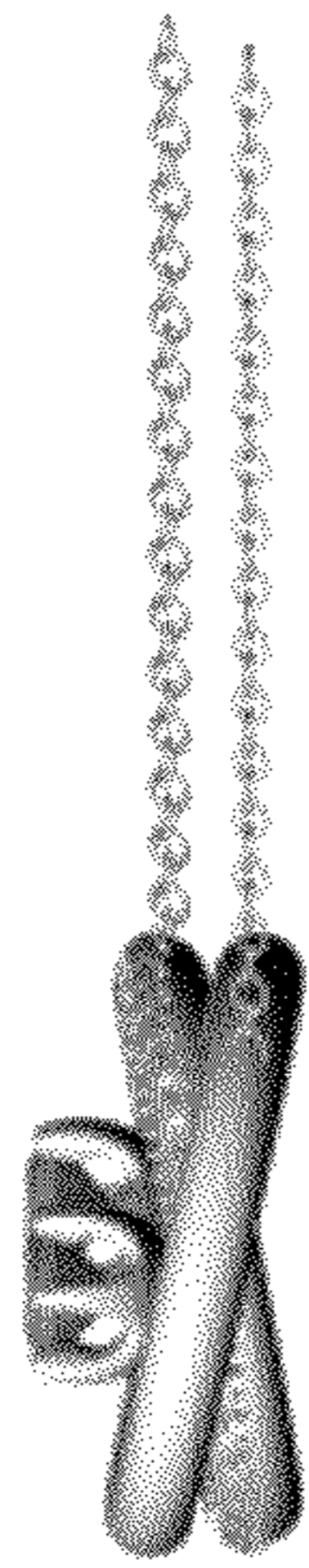


FIG. 11

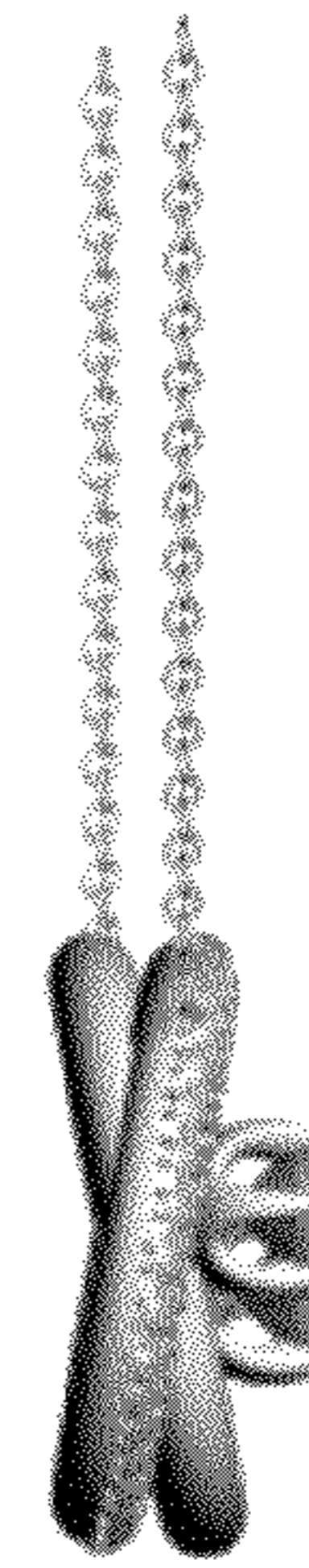


FIG. 12



FIG. 13



FIG. 14

