



US00D659044S

(12) **United States Design Patent**
Kauffmann

(10) **Patent No.:** **US D659,044 S**

(45) **Date of Patent:** **** May 8, 2012**

(54) **DIAL**

(75) Inventor: **Vincent Kauffmann**, Grand-Lancy (CH)

(73) Assignee: **Richemont International, S.A.**,
Villars-sur-Glane (CH)

(**) Term: **14 Years**

(21) Appl. No.: **29/396,868**

(22) Filed: **Jul. 8, 2011**

(51) **LOC (9) Cl.** **10-07**

(52) **U.S. Cl.** **D10/126**

(58) **Field of Classification Search** D10/123-126,
D10/10, 30-39; 368/15-27

See application file for complete search history.

(56) **References Cited**

U.S. PATENT DOCUMENTS

340,044	A *	4/1886	Hunter	368/232
557,173	A *	3/1896	Thompson	368/27
594,410	A *	11/1897	Margolis	368/27
641,540	A *	1/1900	Pheils	368/27
862,884	A *	8/1907	Connor	368/27
1,045,304	A *	11/1912	Luporini	434/149
1,153,492	A *	9/1915	Hoitinga	368/16
1,378,085	A *	5/1921	Balch	368/27
1,581,910	A *	4/1926	Berrill	368/27
D93,144	S *	8/1934	Stedman	D10/126
D95,205	S *	4/1935	Harrison	D10/10
2,056,089	A *	9/1936	Boggs	368/27
2,128,970	A *	9/1938	Smyser et al.	368/15

D147,091	S *	7/1947	Tellier	D10/126
D159,294	S *	7/1950	Owinski	D10/10
D163,256	S *	5/1951	Clarke	D10/10
D166,952	S *	6/1952	Clarke	D10/10
2,615,298	A *	10/1952	Ferrari	368/27
3,611,704	A *	10/1971	Guintos	368/23
4,502,789	A *	3/1985	Heath	368/27
4,579,460	A *	4/1986	Shannon	368/27
5,054,008	A *	10/1991	Darling	368/27
5,195,062	A *	3/1993	Masahiro et al.	368/21
5,237,544	A *	8/1993	Sase et al.	368/21
D369,302	S *	4/1996	Wood	D10/32
5,508,979	A *	4/1996	Eisenegger	368/15
5,917,778	A *	6/1999	James et al.	368/17
7,218,575	B2 *	5/2007	Rosevear	368/21
D628,506	S *	12/2010	Plange	D10/124

* cited by examiner

Primary Examiner — Lucy Lieberman

(74) *Attorney, Agent, or Firm* — Kalow & Springut, LLP;
Scott D. Locke, Esq.

(57) **CLAIM**

The ornamental design for a dial, as shown and described.

DESCRIPTION

FIG. 1 is a front elevation of a dial showing my new design;
FIG. 2 is a front elevation of a second embodiment of the dial;
FIG. 3 is a front elevation of a third embodiment of the dial;
and,
FIG. 4 is a front elevation of a fourth embodiment of the dial.
The claimed front of the dial is flat.

1 Claim, 2 Drawing Sheets

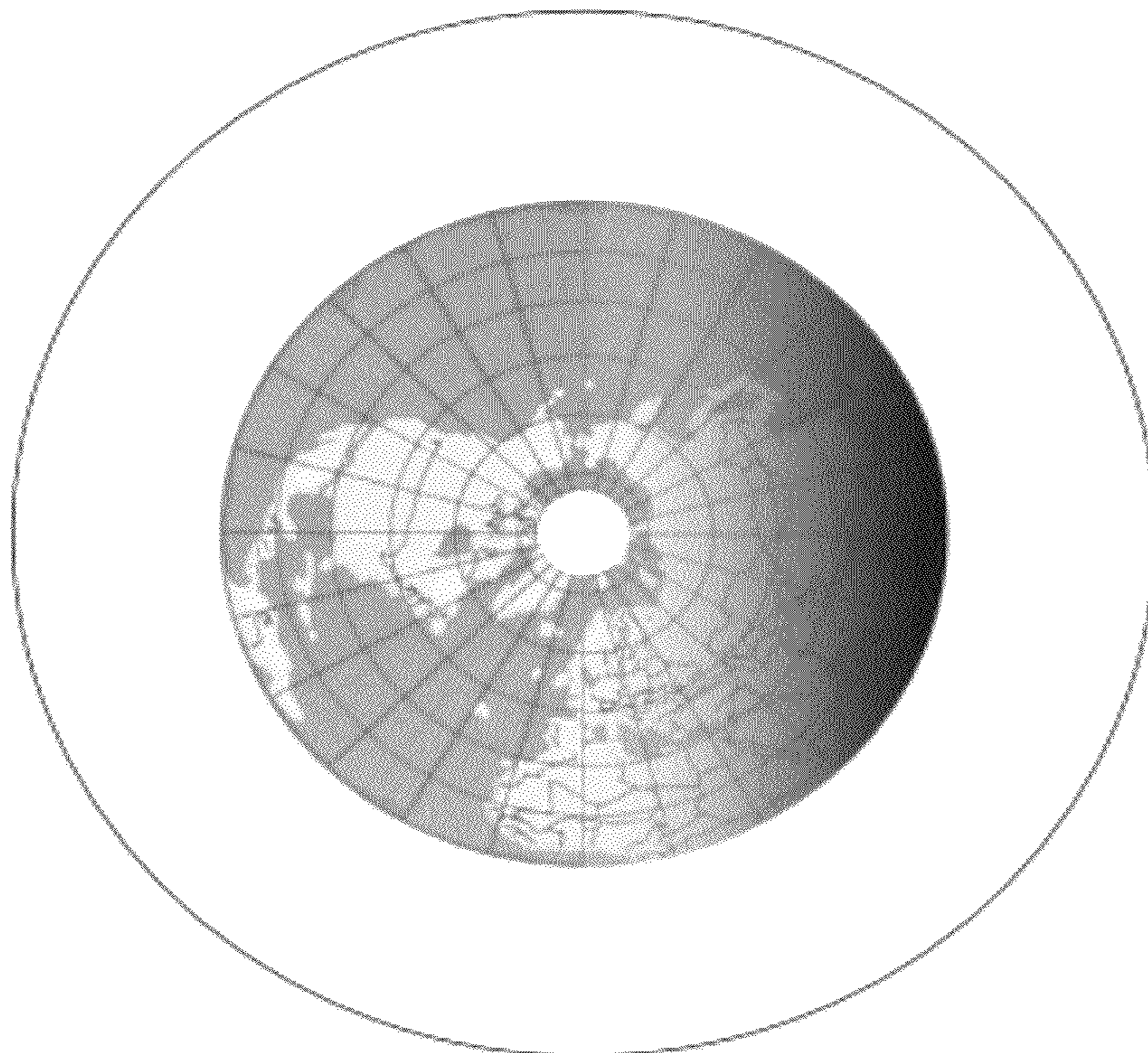


Fig.1

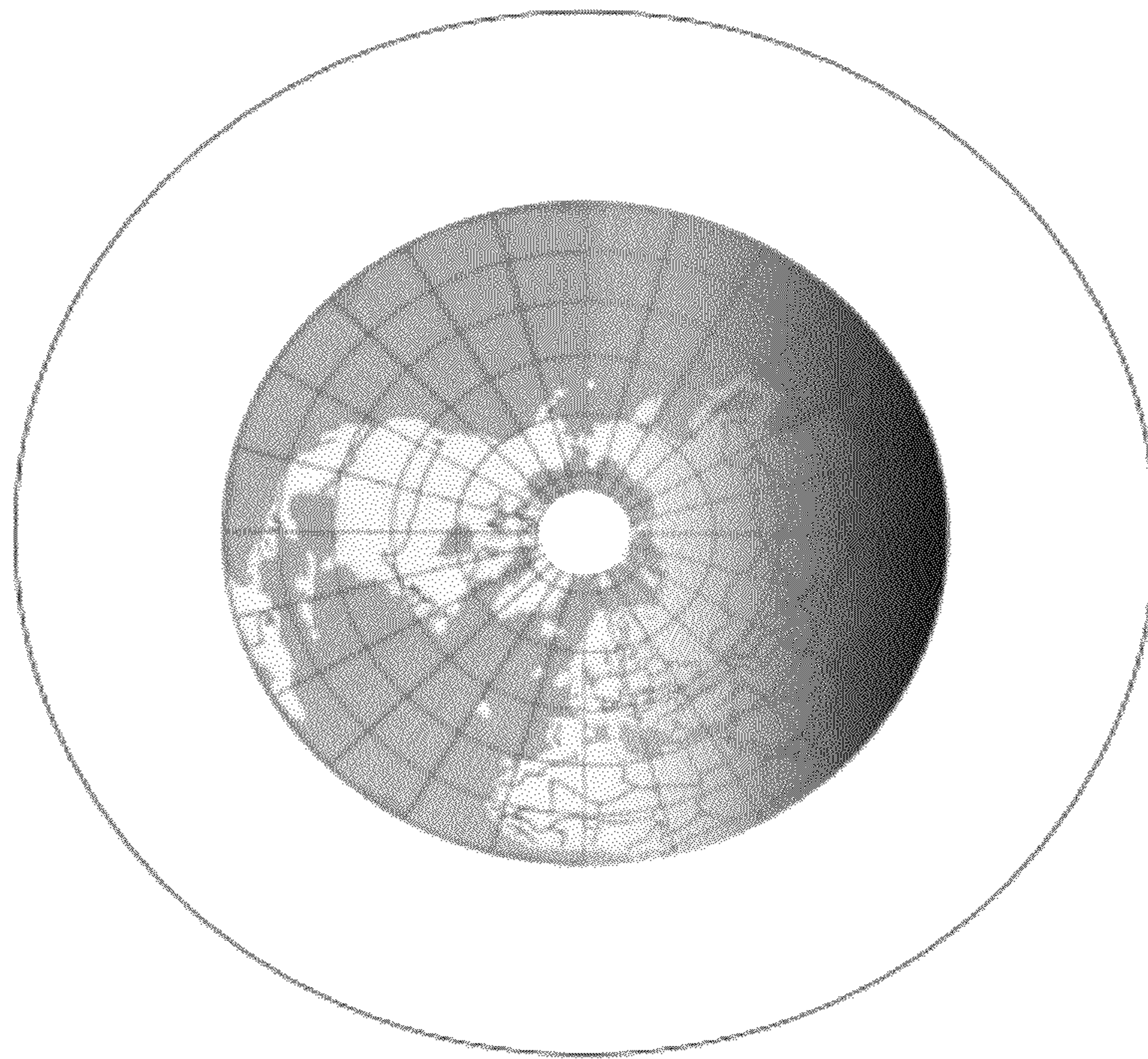


Fig.2

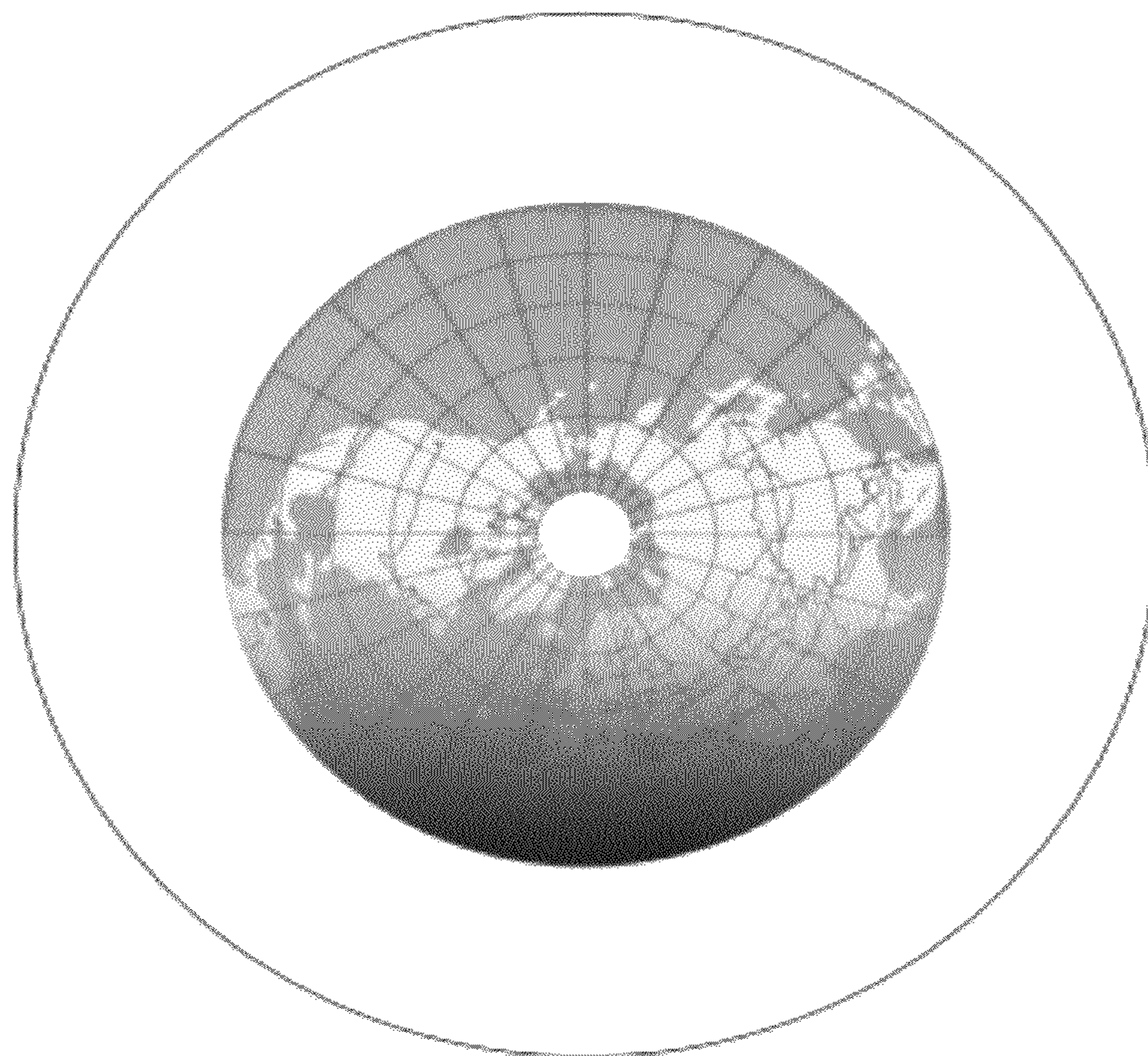


Fig.3

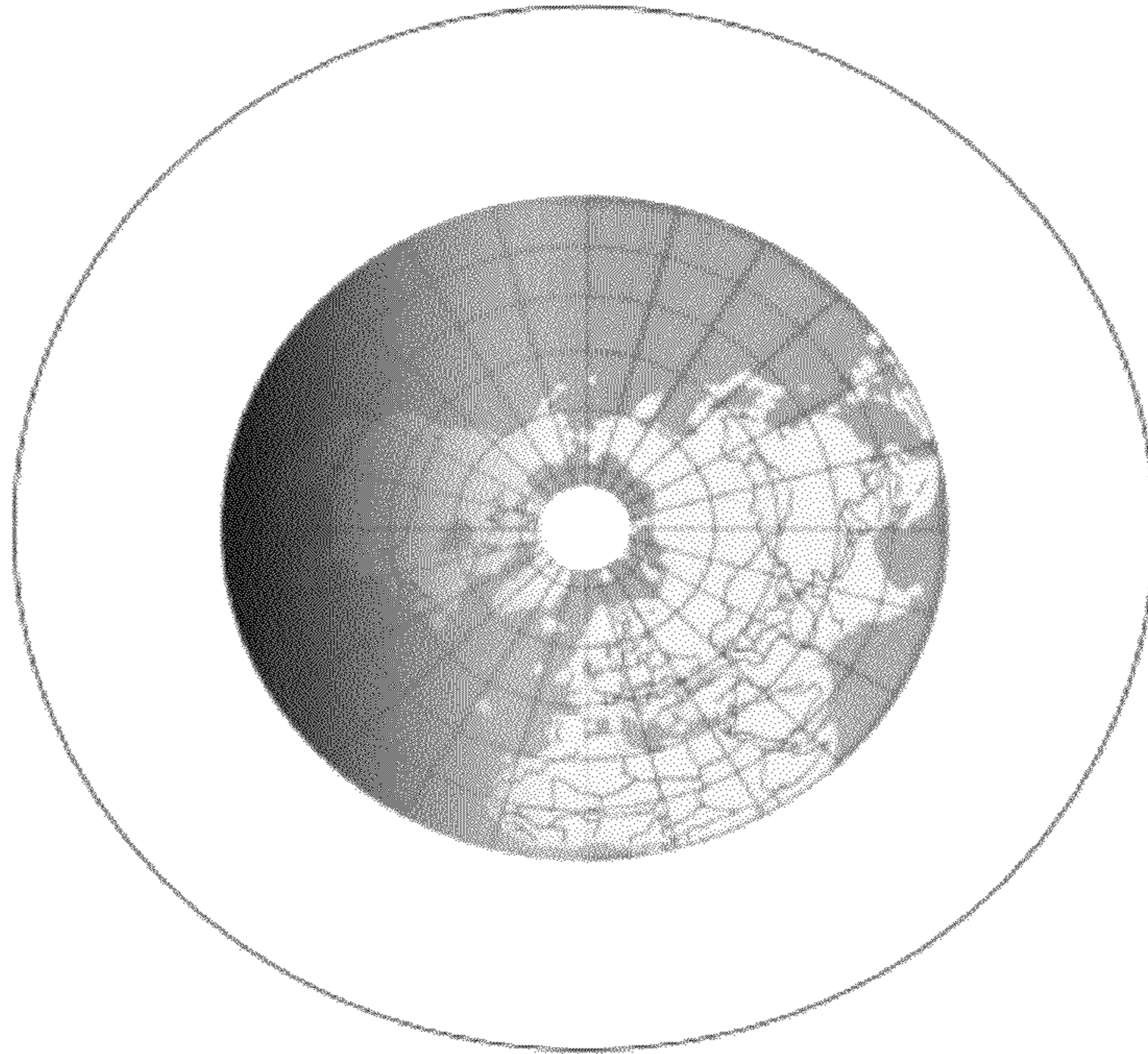


Fig.4

