



US00D659035S

(12) **United States Design Patent**
Ferrari et al.

(10) **Patent No.:** **US D659,035 S**
(45) **Date of Patent:** **** May 8, 2012**

(54) **PORTABLE COORDINATE MEASUREMENT MACHINE**

5,412,880 A 5/1995 Raab
5,505,003 A 4/1996 Evans et al.
5,510,977 A 4/1996 Raab

(Continued)

(75) Inventors: **Paul Ferrari**, Carlsbad, CA (US);
Thibault Duportal, Prunay-Cassereau (FR); **Elie Shammas**, San Diego, CA (US); **Jerry Gerent**, Vista, CA (US); **Dongmei Hong**, San Diego, CA (US); **Denny Roux**, Landes le Gaulois (FR)

FOREIGN PATENT DOCUMENTS

DE 4345091 7/1995

(Continued)

(73) Assignee: **Hexagon Metrology AB**, Nacka Strand (SE)

Primary Examiner — Antoine D Davis

(74) *Attorney, Agent, or Firm* — Knobbe, Martens, Olson & Bear, LLP

(**) Term: **14 Years**

(57) **CLAIM**

The ornamental design for a portable coordinate measurement machine, as shown and described.

(21) Appl. No.: **29/396,902**

(22) Filed: **Jul. 8, 2011**

DESCRIPTION

Related U.S. Application Data

(62) Division of application No. 29/358,527, filed on Mar. 29, 2010, now Pat. No. Des. 643,319.

(51) **LOC (9) Cl.** **10-04**

(52) **U.S. Cl.** **D10/63; D15/199**

(58) **Field of Classification Search** D10/46, D10/63; D15/199; 33/503–505, 558; 74/491.01–490.15; 319/560; 700/245, 262, 700/195, 80; 702/150–156, 94, 95, 167–169
See application file for complete search history.

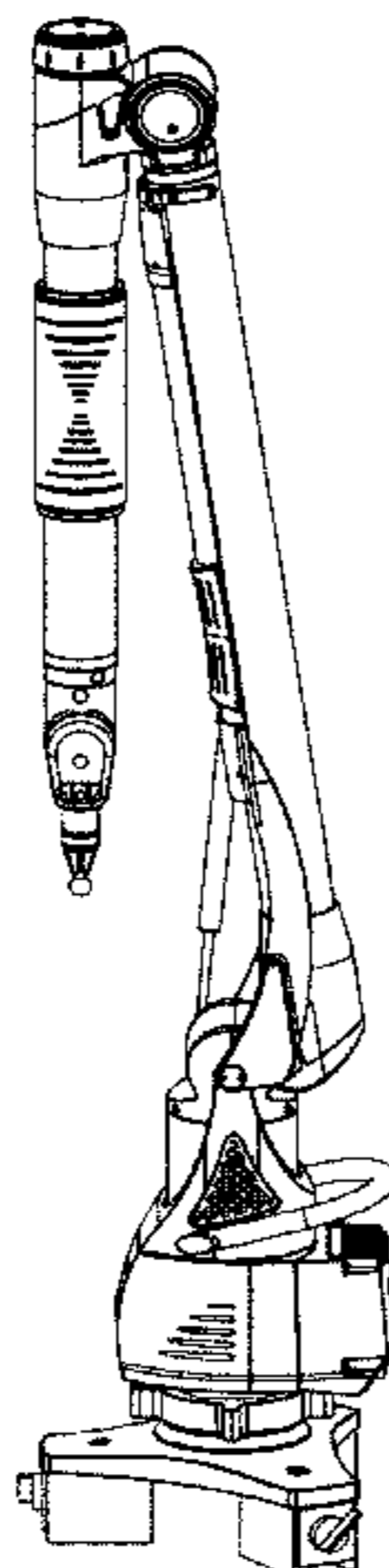
FIG. 1 is a perspective view of a portable coordinate measurement machine showing our new design in accordance with a first embodiment of the invention;
FIG. 2 is a front view thereof;
FIG. 3 is a rear view thereof;
FIG. 4 is a left side view thereof;
FIG. 5 is a right side view thereof;
FIG. 6 is a top view thereof;
FIG. 7 is a bottom view thereof;
FIG. 8 is a perspective view of a portable coordinate measurement machine showing our new design in accordance with a second embodiment of the invention;
FIG. 9 is a front view of the portable coordinate measurement machine as shown in FIG. 8;
FIG. 10 is a rear view of the portable coordinate measurement machine as shown in FIG. 8;
FIG. 11 is a left side view of the portable coordinate measurement machine as shown in FIG. 8;
FIG. 12 is a right side view of the portable coordinate measurement machine as shown in FIG. 8;
FIG. 13 is a top view of the portable coordinate measurement machine as shown in FIG. 8; and,
FIG. 14 is a bottom view of the portable coordinate measurement machine as shown in FIG. 8.

(56) **References Cited**

U.S. PATENT DOCUMENTS

4,679,331 A 7/1987 Koontz
4,888,877 A 12/1989 Enderle et al.
4,903,539 A 2/1990 Toyoda et al.
4,961,267 A 10/1990 Herzog
4,972,090 A 11/1990 Eaton
5,084,981 A 2/1992 McMurtry et al.
5,088,337 A 2/1992 Bennett
5,148,377 A 9/1992 McDonald
5,187,874 A 2/1993 Takahashi et al.
5,189,797 A 3/1993 Granger
5,251,156 A 10/1993 Heier et al.
5,396,712 A 3/1995 Herzog
5,408,754 A 4/1995 Raab

1 Claim, 8 Drawing Sheets



US D659,035 S

U.S. PATENT DOCUMENTS

5,521,847	A	5/1996	Ostrowski et al.	6,988,322	B2	1/2006 Raab et al.
5,526,576	A	6/1996	Fuchs et al.	7,003,892	B2	2/2006 Eaton et al.
5,528,505	A	6/1996	Granger et al.	7,017,275	B2	3/2006 Raab et al.
D377,932	S	2/1997	Schena et al.	7,043,847	B2	5/2006 Raab et al.
5,611,147	A	3/1997	Raab	7,051,447	B2	5/2006 Kikuchi et al.
5,615,489	A	4/1997	Breyer et al.	7,051,450	B2	5/2006 Raab et al.
5,757,499	A	5/1998	Eaton	7,073,271	B2	7/2006 Raab et al.
5,768,792	A	6/1998	Raab	7,096,077	B2	8/2006 Price et al.
5,794,356	A	8/1998	Raab	7,152,456	B2	12/2006 Eaton
5,822,450	A	10/1998	Arakawa et al.	7,174,651	B2	2/2007 Raab et al.
5,829,148	A	11/1998	Eaton	7,246,030	B2	7/2007 Raab et al.
5,978,748	A	11/1999	Raab	7,269,910	B2	9/2007 Raab et al.
5,991,704	A	11/1999	Rekar et al.	7,296,364	B2	11/2007 Seitz et al.
6,131,299	A	10/2000	Raab et al.	7,296,979	B2	11/2007 Raab et al.
6,134,506	A	10/2000	Rosenberg et al.	7,372,581	B2	5/2008 Raab et al.
6,151,789	A	11/2000	Raab	7,395,606	B2	7/2008 Crampton
6,161,079	A	12/2000	Zink et al.	7,430,068	B2	9/2008 Becker et al.
6,166,811	A	12/2000	Long et al.	7,441,341	B2	10/2008 Eaton
6,219,928	B1	4/2001	Raab et al.	7,525,276	B2	4/2009 Eaton
6,366,831	B1	4/2002	Raab	7,546,689	B2	6/2009 Ferrari et al.
6,370,787	B1	4/2002	Kikuchi	7,568,293	B2	8/2009 Ferrari
6,487,896	B1	12/2002	Dall'Aglio	7,578,069	B2	8/2009 Eaton
6,526,670	B1	3/2003	Carli	D599,226	S	9/2009 Gerent et al.
D472,824	S	4/2003	Raab et al.	7,614,157	B2	11/2009 Granger
6,546,643	B2	4/2003	Lotze et al.	7,624,510	B2	12/2009 Ferrari
6,598,306	B2	7/2003	Eaton	D607,350	S	1/2010 Cooduvalli et al.
6,611,346	B2	8/2003	Granger	7,640,674	B2	1/2010 Ferrari et al.
6,611,617	B1	8/2003	Crampton	7,676,945	B2	3/2010 Prestidge et al.
D479,544	S	9/2003	Raab et al.	7,693,325	B2	4/2010 Pulla et al.
6,618,496	B1	9/2003	Tassakos et al.	7,735,234	B2	6/2010 Briggs et al.
6,668,466	B1	12/2003	Bieg et al.	7,743,524	B2	6/2010 Eaton et al.
D490,831	S	6/2004	Raab et al.	7,774,949	B2	8/2010 Ferrari
D491,589	S	6/2004	Raab et al.	7,779,548	B2	8/2010 Ferrari
D491,965	S	6/2004	Raab et al.	7,797,849	B2	9/2010 Gomez et al.
6,759,648	B2	7/2004	Baxter et al.	7,805,851	B2	10/2010 Pettersson
D496,595	S	9/2004	Raab et al.	7,805,854	B2	10/2010 Eaton
D497,815	S	11/2004	Raab et al.	7,908,757	B2	3/2011 Ferrari
6,817,108	B2	11/2004	Eaton	2008/0016711	A1	1/2008 Baebler
D502,881	S	3/2005	Raab et al.	2010/0325907	A1	12/2010 Tait
D502,882	S	3/2005	Raab et al.	2011/0112786	A1*	5/2011 Desforges et al. 702/95
D503,116	S	3/2005	Raab et al.	2011/0178762	A1*	7/2011 York 702/150
D503,117	S	3/2005	Raab et al.			
D503,348	S	3/2005	Raab et al.			
6,892,465	B2	5/2005	Raab et al.			
6,904,691	B2	6/2005	Raab et al.			
D507,978	S	8/2005	Raab et al.			
6,925,722	B2	8/2005	Raab et al.			
6,931,745	B2	8/2005	Granger			
6,952,882	B2	10/2005	Raab et al.			
6,973,734	B2	12/2005	Raab et al.			
6,984,236	B2	1/2006	Raab			

FOREIGN PATENT DOCUMENTS

DE	10112977	11/2002
EP	0522610	1/1993
FR	2740546	4/1997
GB	2274526	7/1994
JP	05-031685	2/1993
JP	2003-021133	1/2003
JP	2003-175484	6/2003
WO	WO 98/08050	2/1998

* cited by examiner

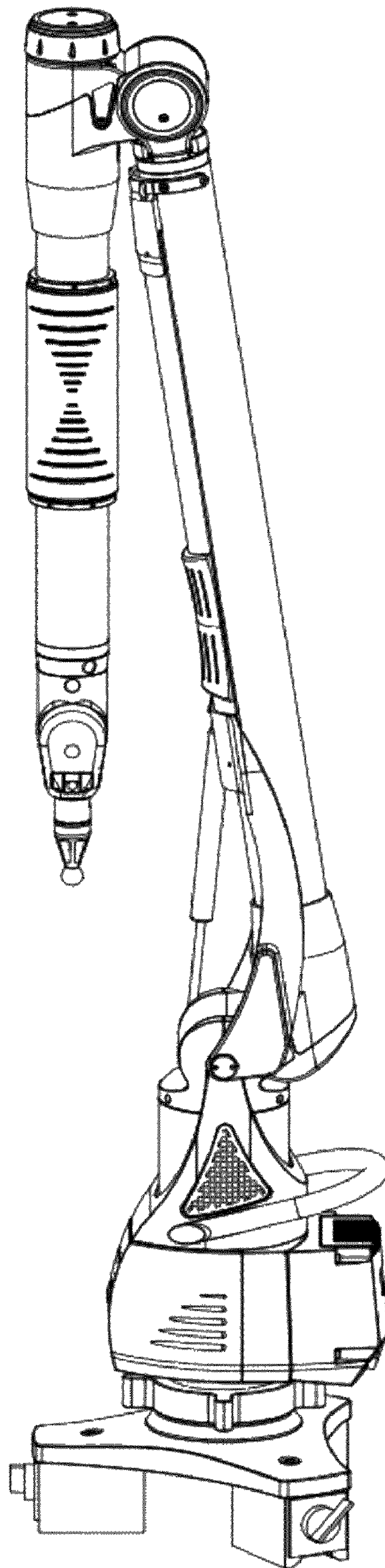


FIG. 1

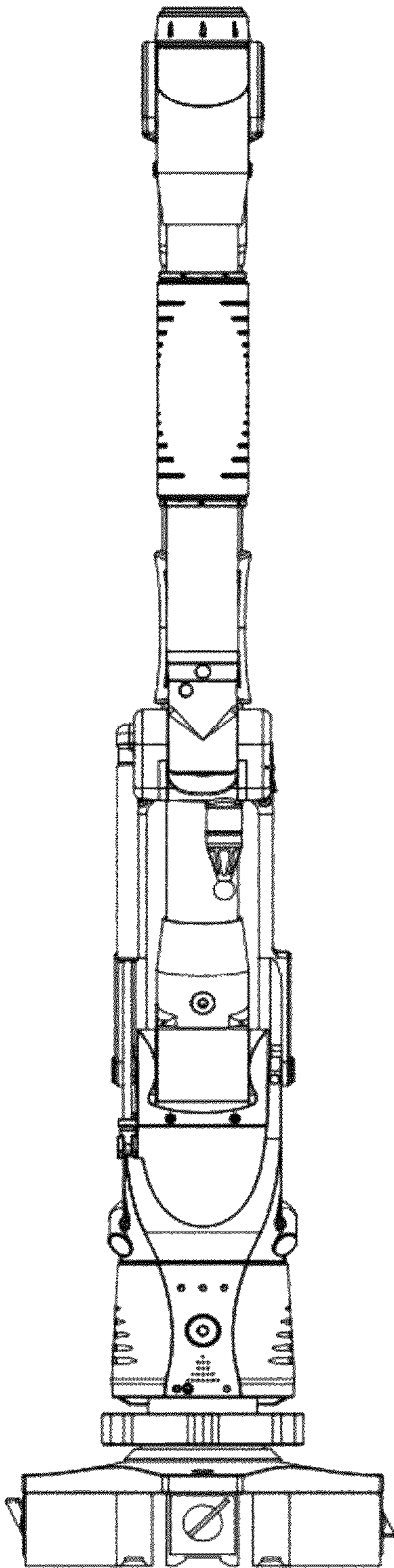


FIG. 2

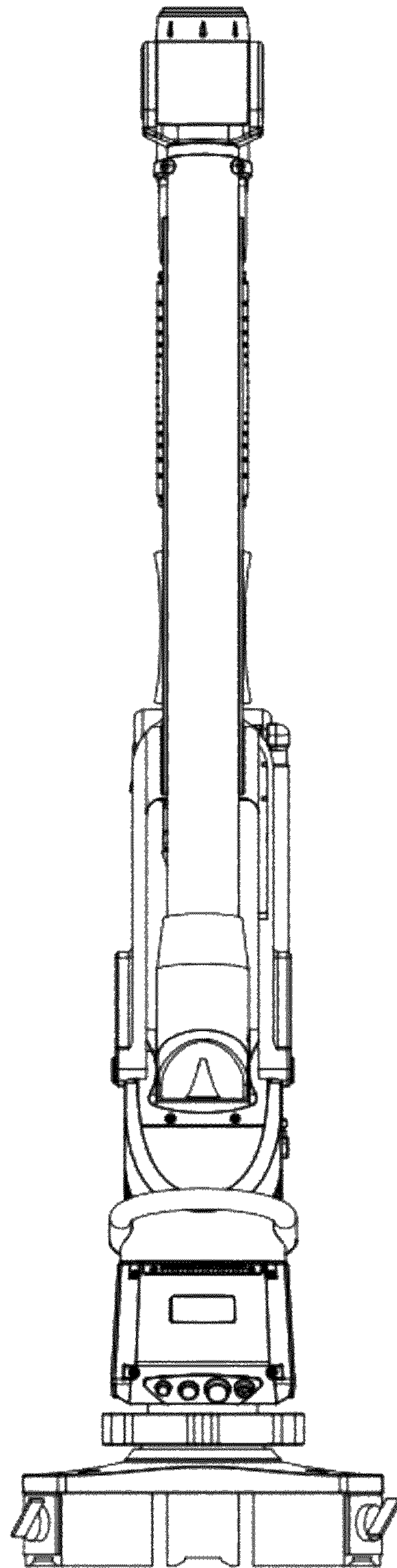


FIG. 3

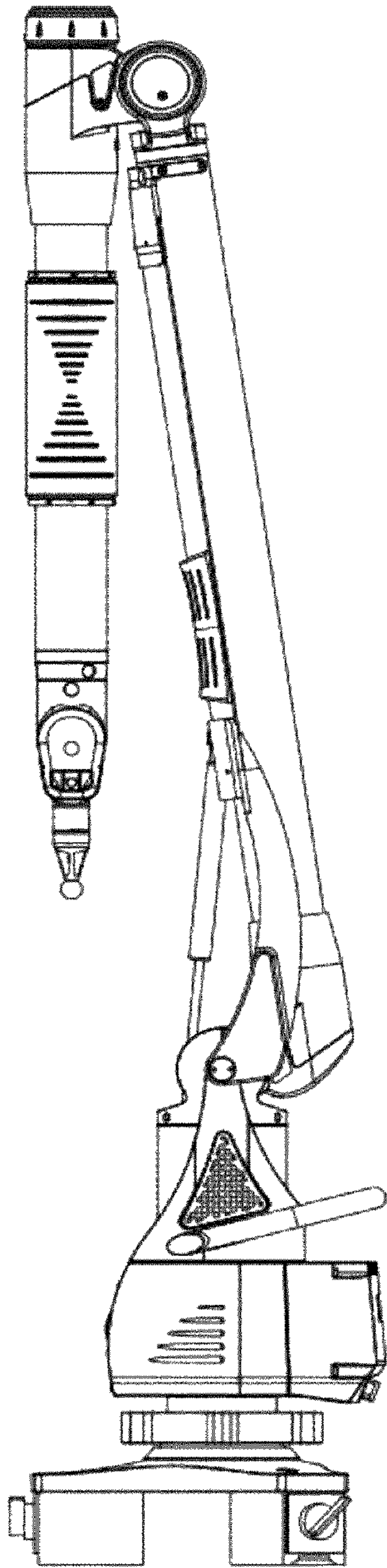


FIG. 4

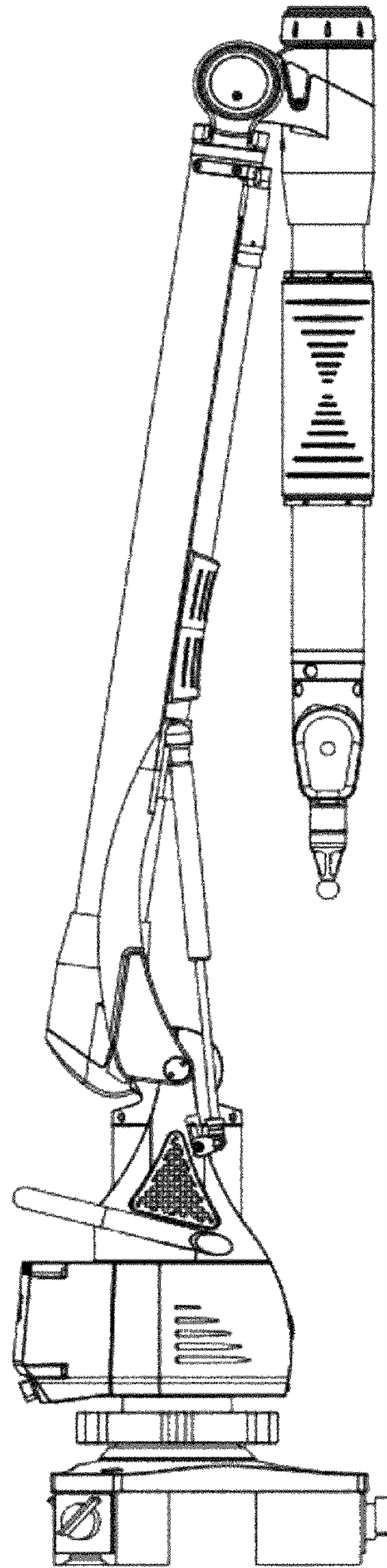


FIG. 5

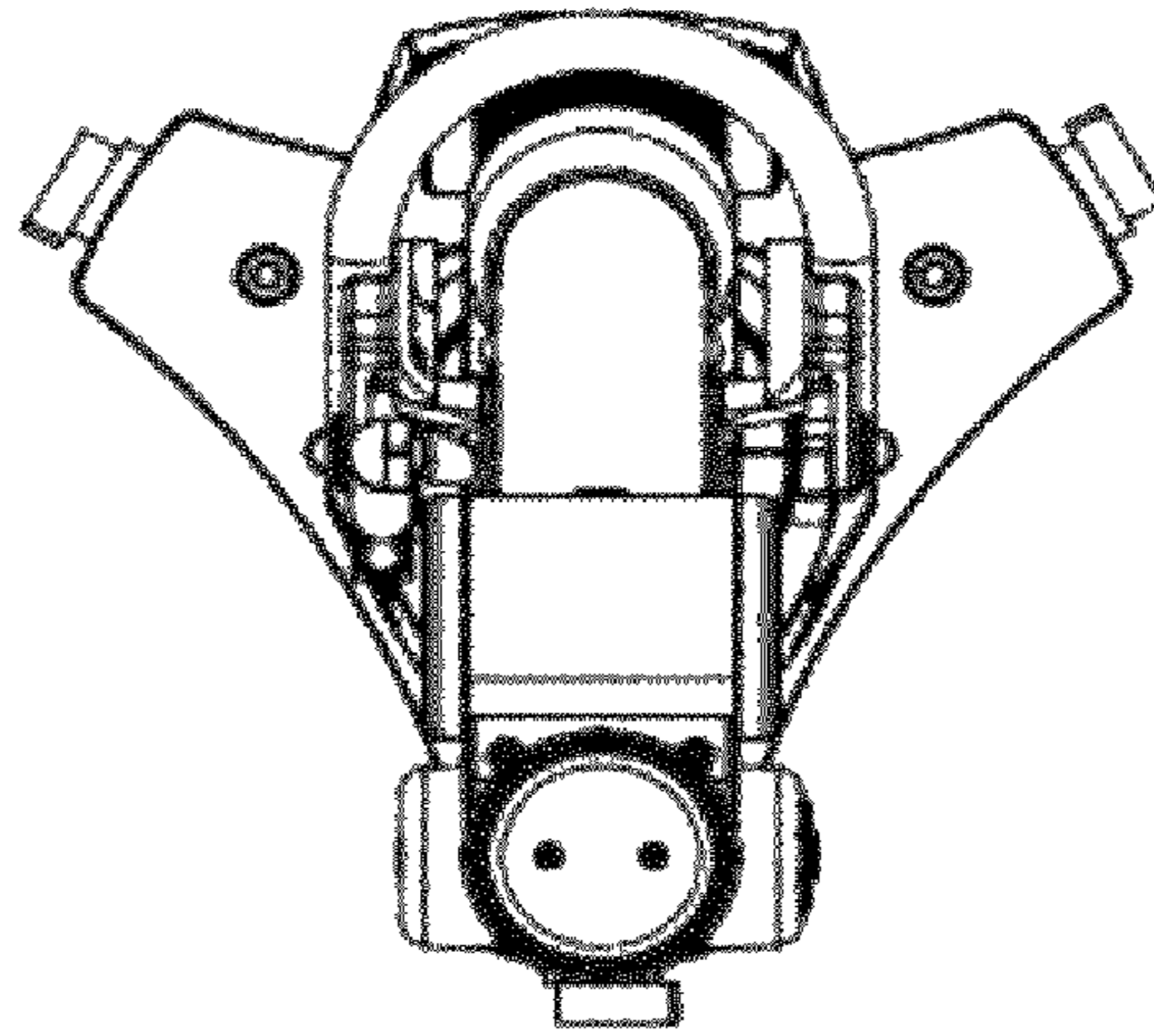


FIG. 6

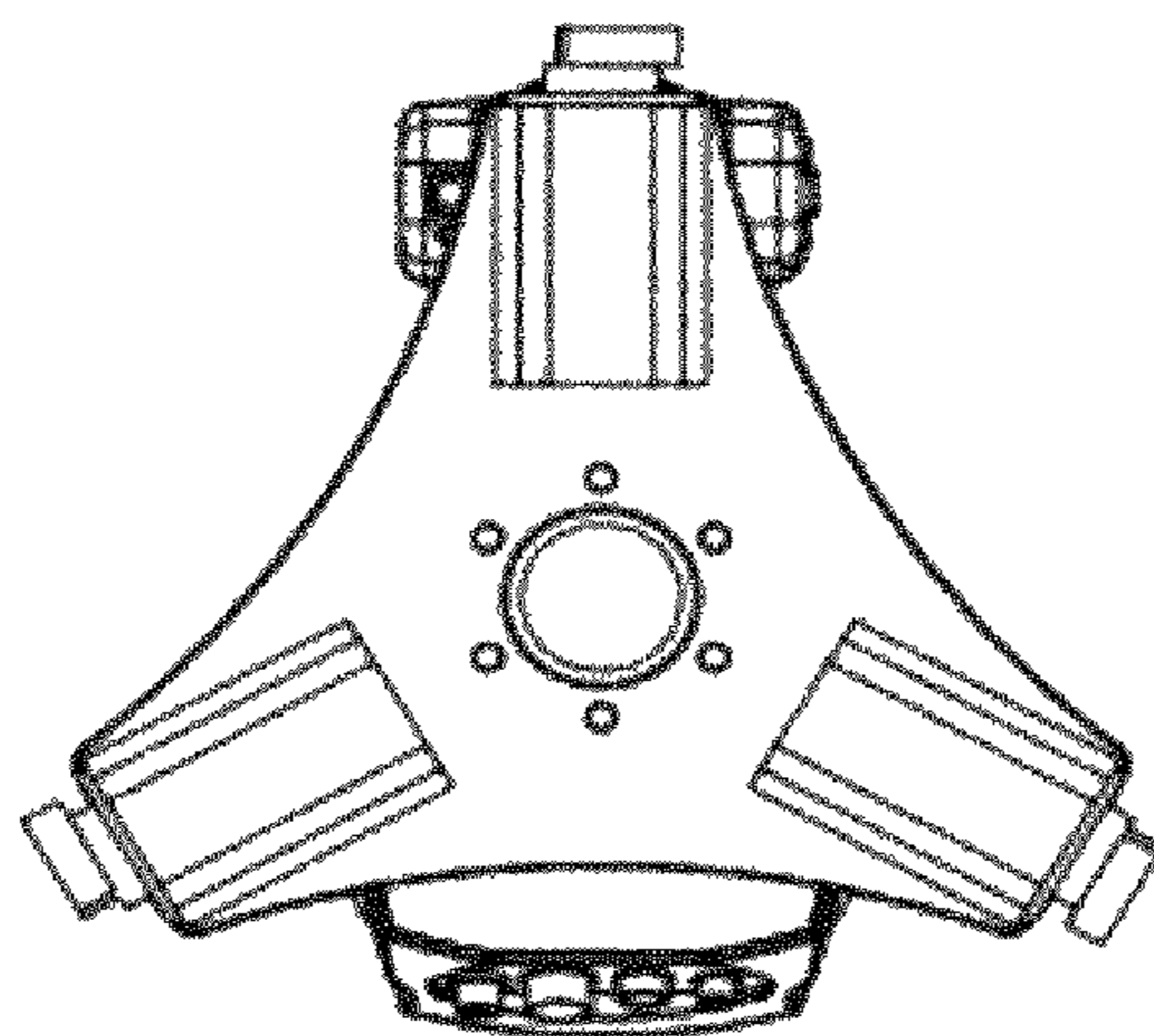


FIG. 7

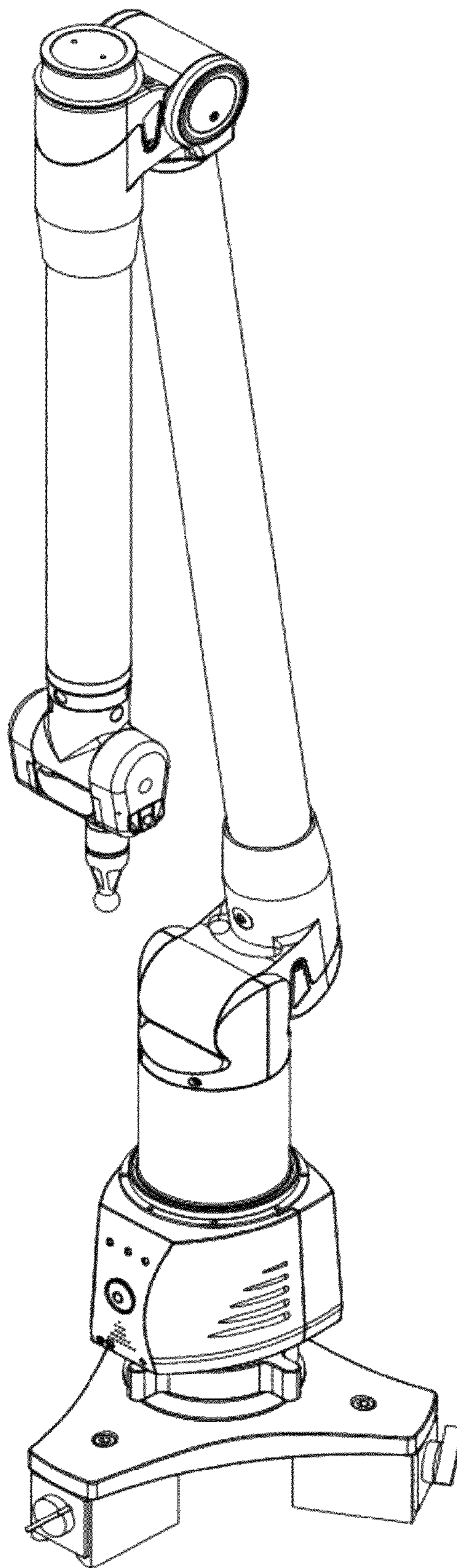


FIG. 8

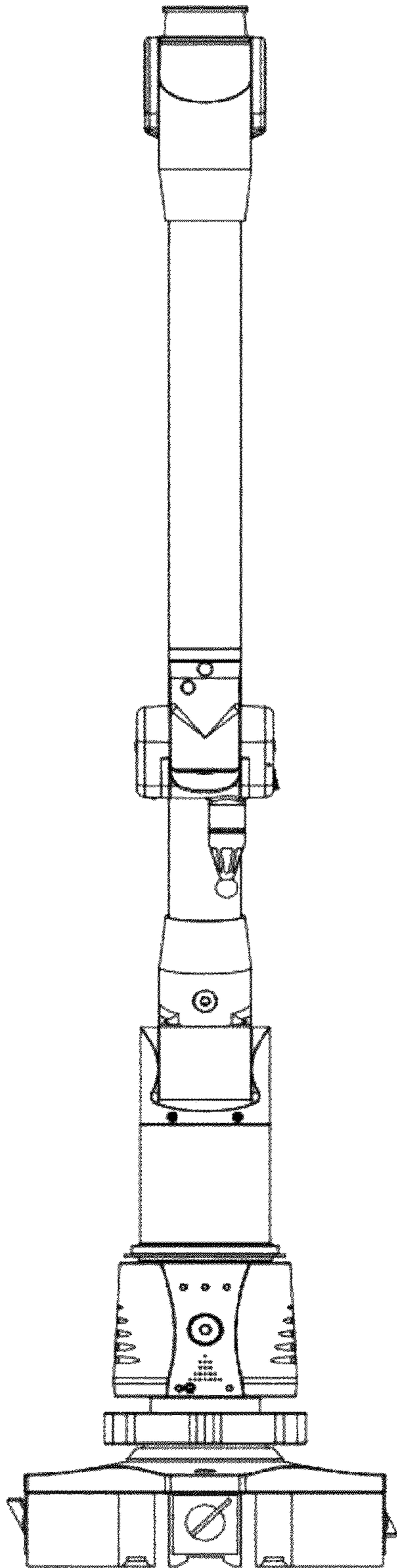


FIG. 9

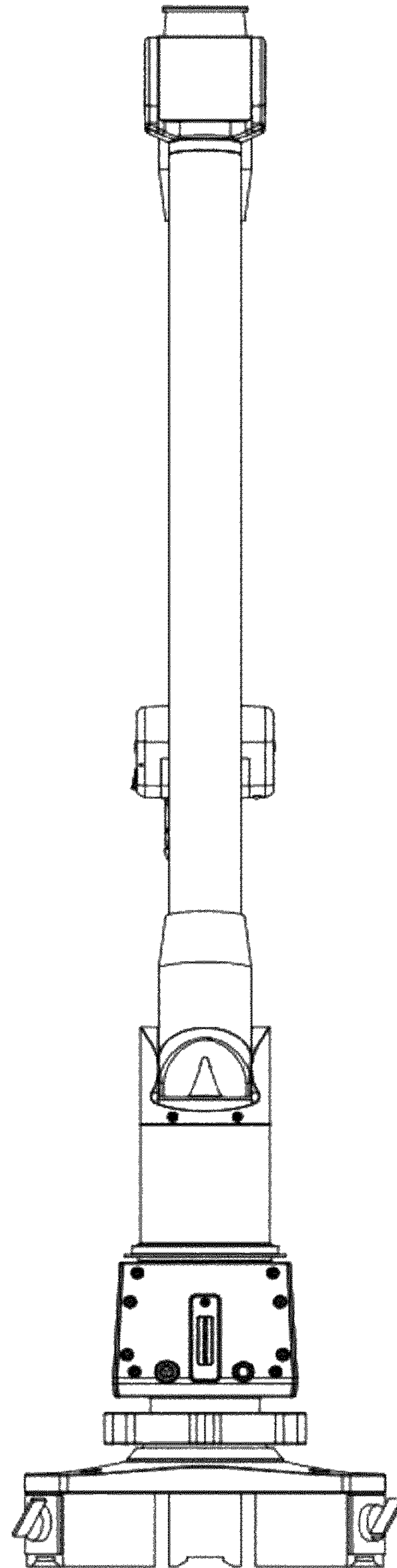


FIG. 10

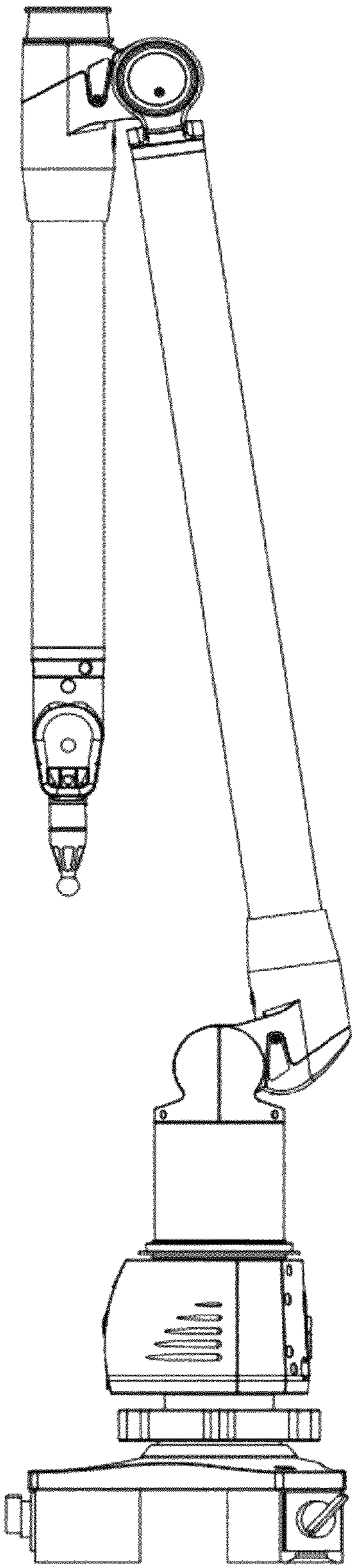


FIG. 11

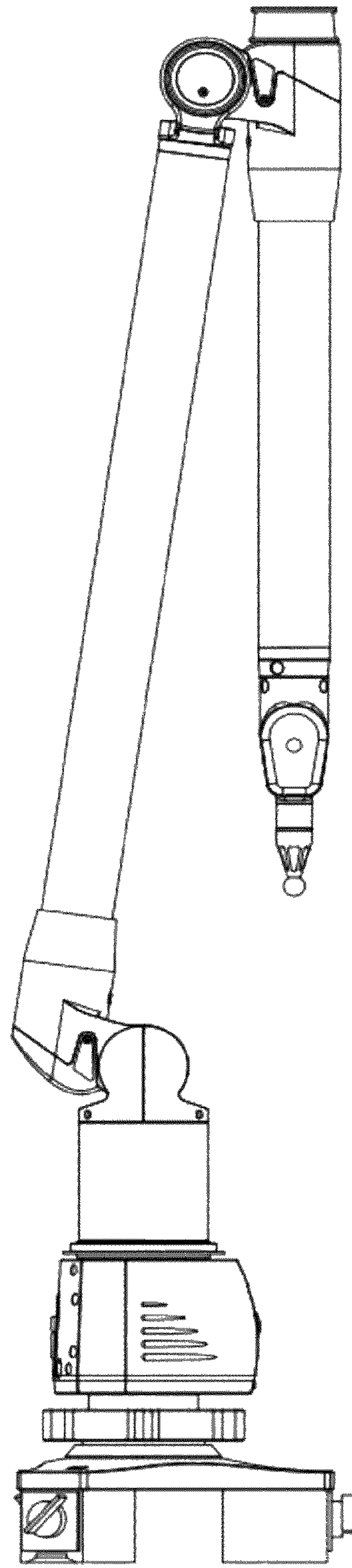


FIG. 12

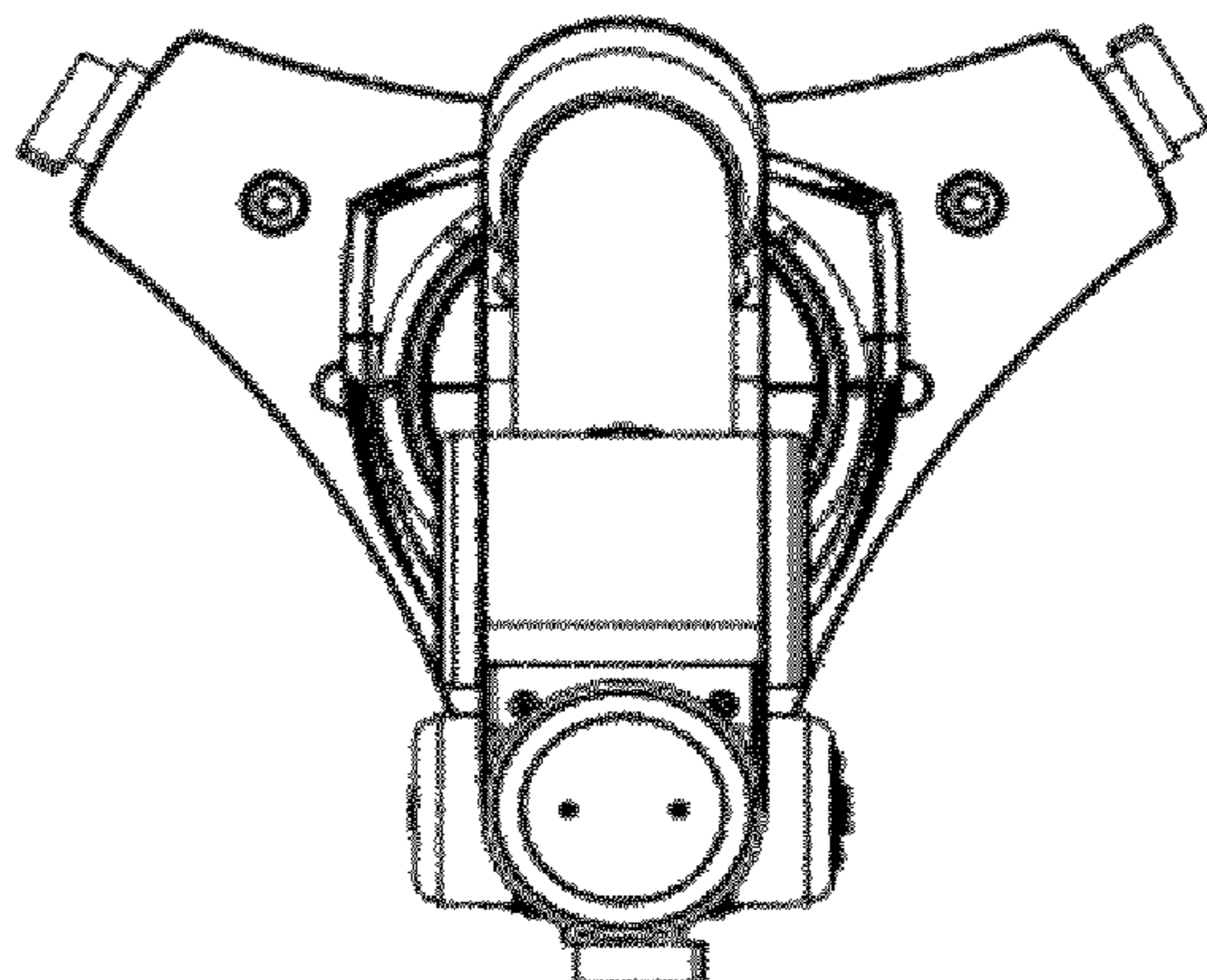


FIG. 13

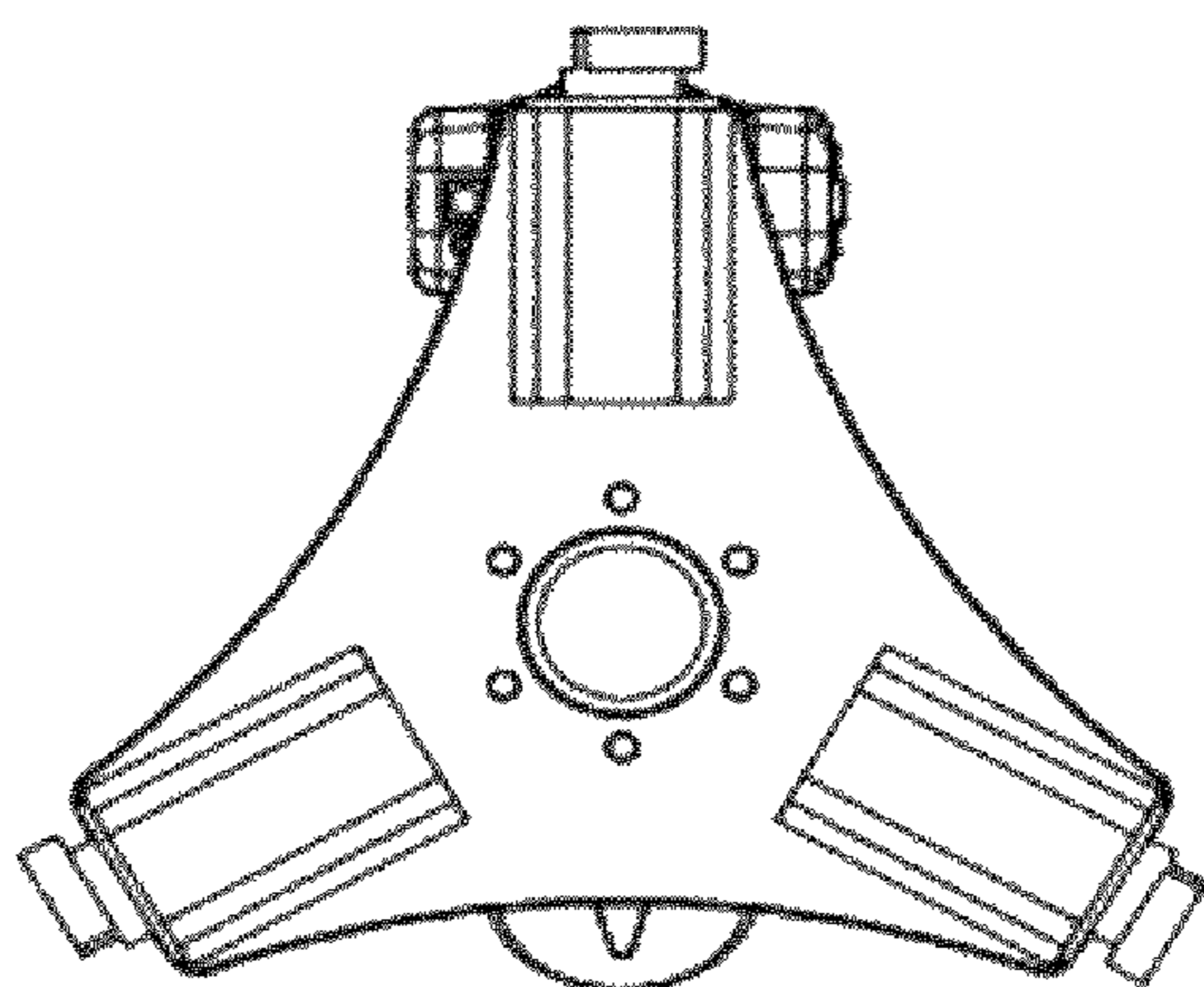


FIG. 14