



US00D659014S

(12) **United States Design Patent**  
**Blythe**

(10) **Patent No.:** **US D659,014 S**

(45) **Date of Patent:** **\*\* May 8, 2012**

(54) **SLIDER BAG WITH A HANDLE AT THE TOP**

(75) Inventor: **James S. Blythe**, Libertyville, IL (US)

(73) Assignee: **Reynolds Consumer Products Inc.**,  
Lake Forest, IL (US)

(\*\*) Term: **14 Years**

(21) Appl. No.: **29/367,141**

(22) Filed: **Aug. 3, 2010**

**Related U.S. Application Data**

(62) Division of application No. 29/261,163, filed on Jun. 7, 2006, now Pat. No. Des. 623,075.

(51) **LOC (9) Cl.** ..... **09-05**

(52) **U.S. Cl.** ..... **D9/709**

(58) **Field of Classification Search** ..... D9/702-714,  
D9/720, 722, 414-416, 418, 433, 434; 383/1-908;  
206/461-471, 484, 806, 810; 229/68.2, 87.04  
See application file for complete search history.

(56) **References Cited**

**U.S. PATENT DOCUMENTS**

3,132,742	A	5/1964	Shapiro et al.
3,462,069	A	8/1969	Suominen
3,506,185	A	4/1970	Borge
3,782,622	A	1/1974	Montgomery
3,797,733	A	3/1974	Ibing
5,174,657	A	12/1992	Peppiatt
5,362,153	A	11/1994	Lu
5,611,626	A	3/1997	Warr
D385,487	S	10/1997	Gonthier
6,361,209	B1	3/2002	LaRue et al.
6,378,177	B1	4/2002	Athans et al.
6,843,600	B2	1/2005	Tilman et al.
7,207,154	B2	4/2007	Araujo
7,263,748	B2	9/2007	Blythe

7,419,300	B2 *	9/2008	Pawloski et al.	383/14
2004/0234173	A1	11/2004	Saad et al.	
2005/0244084	A1	11/2005	Tilman et al.	
2005/0281487	A1	12/2005	Pawloski et al.	
2006/0188177	A1 *	8/2006	Dyer et al.	383/10
2007/0098305	A1	5/2007	Tilman	

**OTHER PUBLICATIONS**

U.S. Appl. No. 29/261,163, filed May 9, 2008—Requirement for Restrictions/Election.

U.S. Appl. No. 29/261,163, filed Jun. 6, 2008—Response to Election/Restriction.

(Continued)

*Primary Examiner* — Catherine Tuttle

(74) *Attorney, Agent, or Firm* — Baker Botts LLP

(57) **CLAIM**

The ornamental design for a slider bag with handle at the top, as shown and described.

**DESCRIPTION**

FIG. 1 is a perspective view of a slider bag with handle at the top showing the new design;

FIG. 2 is a front view thereof;

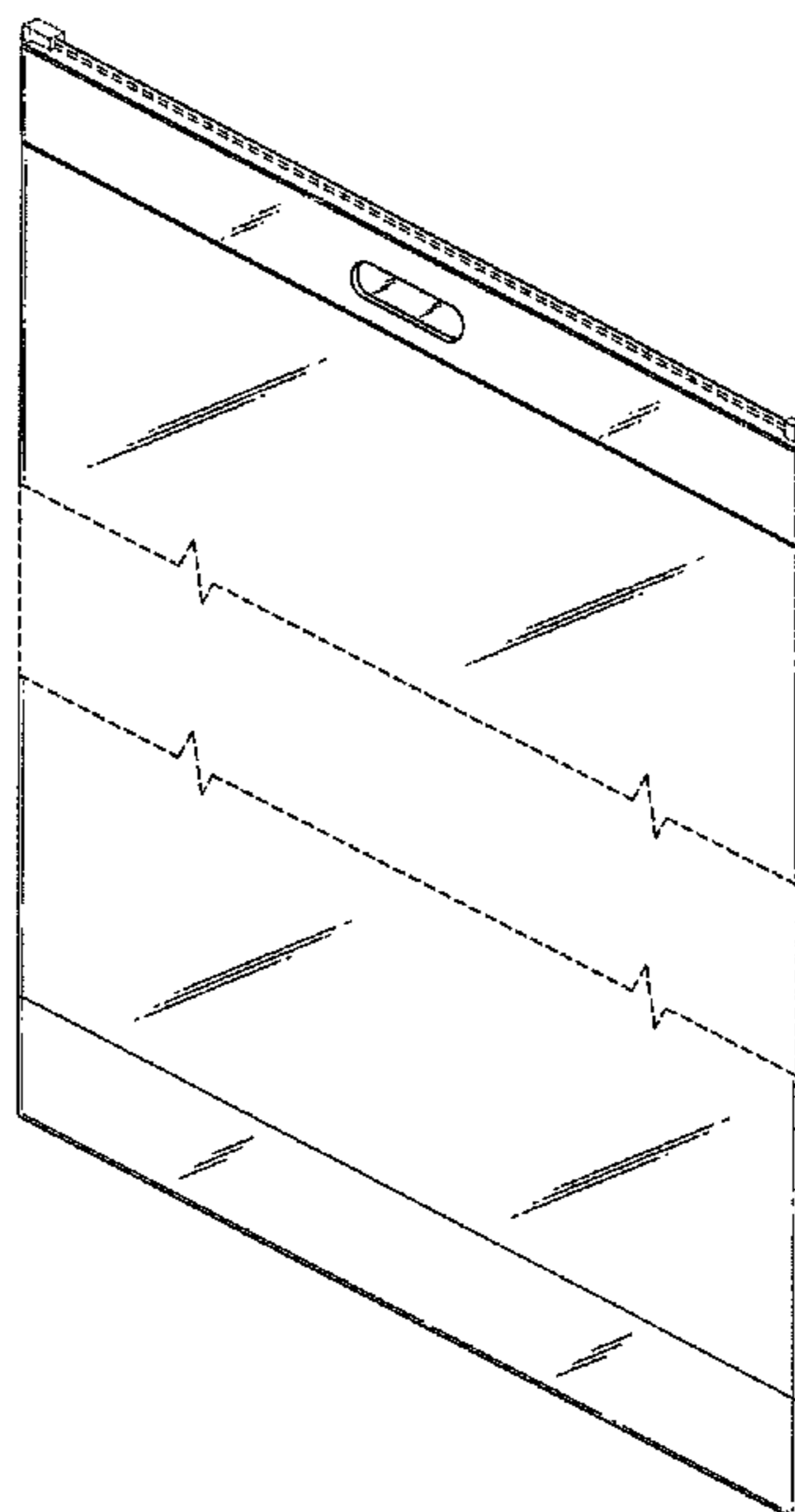
FIG. 3 is a right side view thereof, showing the layers of the handle in a separated state, the left side view is a mirror image of the right side view and is therefore not included; and,

FIG. 4 is an enlarged scale cross sectional view taken at line 4-4 of FIG. 2, showing the layers of the handle in a separated state.

The broken lines shown in FIGS. 1-4 are included for the purpose of illustrating fastening strips and central portions of the slider bag that form no part of the claimed design.

Except for the bottom gusset line in FIGS. 1 and 2, structure lines otherwise disclosed in the drawings that would be seen through the transparent layers have been omitted for clarity.

**1 Claim, 3 Drawing Sheets**



OTHER PUBLICATIONS

U.S. Appl. No. 29/261,163, filed Jun. 27, 2008—Non-Final Office Action.

U.S. Appl. No. 29/261,163, filed Oct. 27, 2008—Response to Non-Final Office Action.

U.S. Appl. No. 29/261,163, filed Jan. 22, 2009—Final Office Action.

U.S. Appl. No. 29/261,163, filed Apr. 14, 2009—Examiner Interview Summary.

U.S. Appl. No. 29/261,163, filed May 22, 2009—Response to Final Office Action.

U.S. Appl. No. 29/261,163, filed Jun. 26, 2009—Non-Final Office Action.

U.S. Appl. No. 29/261,163, filed Jul. 1, 2009—Examiner Interview Summary.

U.S. Appl. No. 29/261,163, filed Oct. 21, 2009—Examiner Interview Summary.

U.S. Appl. No. 29/261,163, filed Oct. 26, 2009—Response to Non-Final Office Action.

U.S. Appl. No. 29/261,163, filed Jan. 12, 2010—Ex-Parte Quayle Action.

U.S. Appl. No. 29/261,163, filed Mar. 12, 2010—Response to Quayle Action.

U.S. Appl. No. 29/261,163, filed May 3, 2010—Examiner Interview Summary.

U.S. Appl. No. 29/261,163, filed May 3, 2010—Notice of Allowance.

U.S. Appl. No. 29/261,163, filed Aug. 3, 2010—Issue Fee Payment.

U.S. Appl. No. 29/261,163, filed Aug. 18, 2010—Issue Notification.

\* cited by examiner

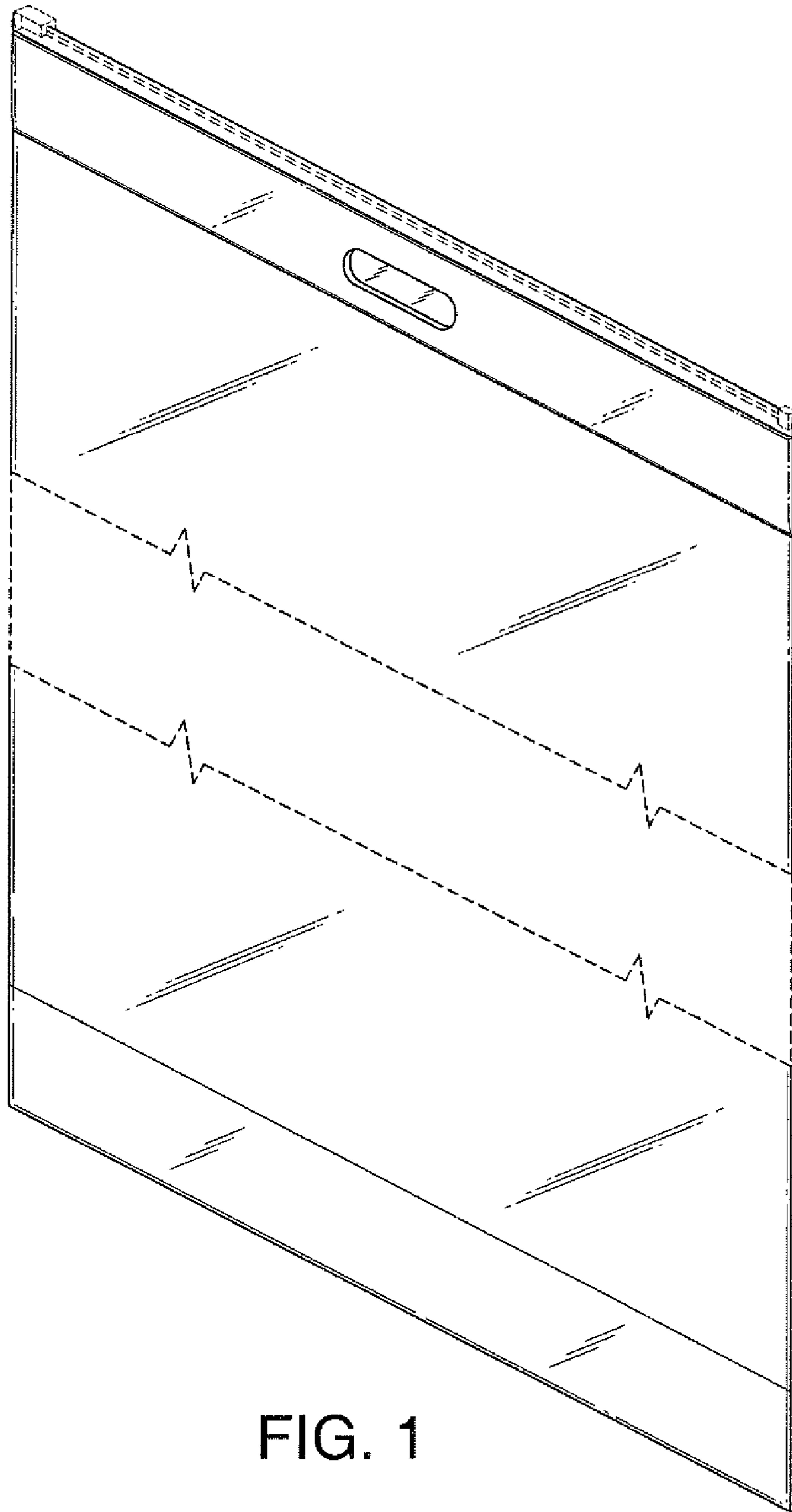


FIG. 1

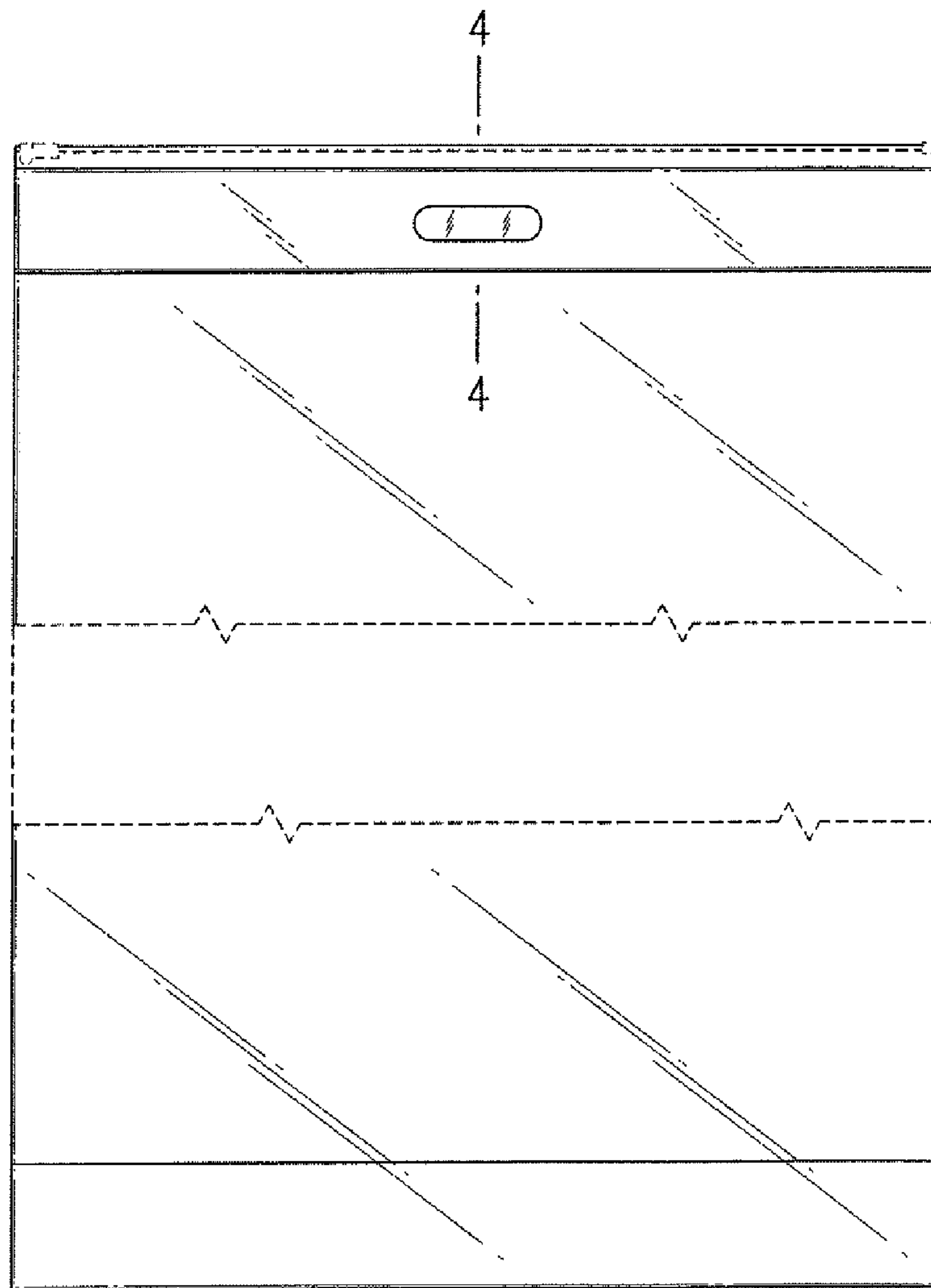


FIG. 2



FIG. 3

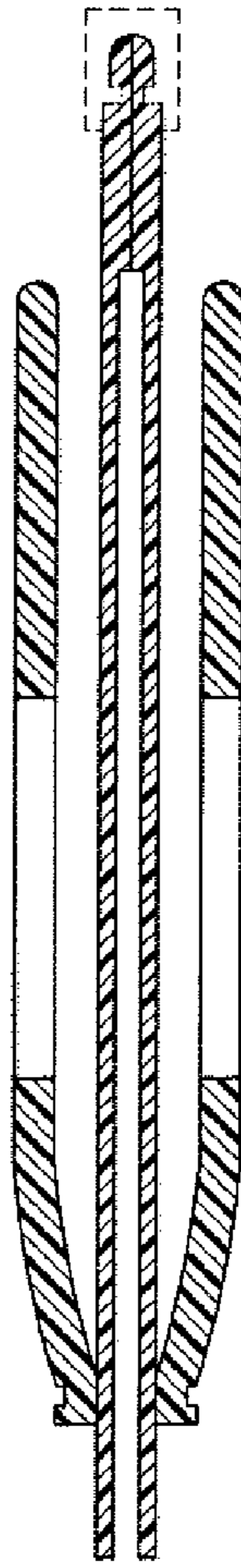


FIG. 4