



US00D659012S

(12) **United States Design Patent**  
**Subler**

(10) **Patent No.:** **US D659,012 S**  
(45) **Date of Patent:** **\*\* May 8, 2012**

(54) **PACKAGING CONTAINER HAVING SURFACE ORNAMENTATION**

(75) Inventor: **Andrea Marie Subler**, West Chester, OH (US)

(73) Assignee: **The Procter & Gamble Company**, Cincinnati, OH (US)

(\*\*) Term: **14 Years**

(21) Appl. No.: **29/375,519**

(22) Filed: **Sep. 23, 2010**

(51) **LOC (9) Cl.** ..... **09-01**

(52) **U.S. Cl.** ..... **D9/658; D9/434**

(58) **Field of Classification Search** ..... D9/600, D9/655-664, 414, 430-434; D5/32, 37; D3/270, 271.1; 206/457, 527; 220/890  
See application file for complete search history.

(56) **References Cited**

U.S. PATENT DOCUMENTS

D131,789	S	*	3/1942	Boutemy	.....	D5/32
D216,459	S	*	1/1970	Viitanen	.....	D9/658
6,062,391	A	*	5/2000	Nahum-Albright	.....	206/457
D476,817	S	*	7/2003	Wessblad et al.	.....	D5/32
D605,504	S	*	12/2009	Bone	.....	D9/432

\* cited by examiner

Primary Examiner — Sandra Morris

(74) *Attorney, Agent, or Firm* — Amanda T. Barry

(57) **CLAIM**

The ornamental design for a packaging container having surface ornamentation, as shown and described.

**DESCRIPTION**

The present application file contains at least one drawing executed in color. Copies of this patent or patent application publication with color drawing(s) will be provided by the Office upon request and payment of the necessary fee.

FIG. 1 is a perspective view of packaging container having surface ornamentation embodying our new design;

FIG. 2 is a front view thereof;

FIG. 3 is a rear view thereof;

FIG. 4 is right side view thereof;

FIG. 5 is a left side view thereof;

FIG. 6 is a top view thereof;

FIG. 7 is a bottom view thereof;

FIG. 8 is a perspective view of a second embodiment of packaging container having surface ornamentation embodying our new design;

FIG. 9 is a front view thereof;

FIG. 10 is a rear view thereof;

FIG. 11 is a right side view thereof;


FIG. 12 is a left side view thereof;

FIG. 13 is a top view thereof; and,

FIG. 14 is a bottom view thereof.

Broken lines are included herein for illustrative purposes only and form no part of the claimed design.

**1 Claim, 6 Drawing Sheets**  
**(2 of 6 Drawing Sheet(s) Filed in Color)**








Fig. 1






Fig. 2



Fig. 3




Fig. 4




Fig. 5




Fig. 6




Fig. 7






Fig. 8




Fig. 9






Fig. 10




Fig. 11




Fig. 12




Fig. 13




Fig. 14