



US00D658995S

(12) **United States Design Patent**
Potts

(10) **Patent No.:** **US D658,995 S**

(45) **Date of Patent:** **** May 8, 2012**

(54) **BOTTLE**

(75) Inventor: **Craig L. Potts**, Maumee, OH (US)

(73) Assignee: **Owens-Brockway Glass Container Inc.**, Perrysburg, OH (US)

(**) Term: **14 Years**

(21) Appl. No.: **29/384,155**

(22) Filed: **Jan. 27, 2011**

(51) **LOC (9) Cl.** **09-01**

(52) **U.S. Cl.** **D9/500**

(58) **Field of Classification Search** D9/500,
D9/502-505, 516, 544-546, 549, 558, 682,
D9/690-691, 537, 539; D7/598, 300; 215/379,
215/381-382; 220/660, 662, 669, 675

See application file for complete search history.

(56) **References Cited**

U.S. PATENT DOCUMENTS

D100,230 S *	6/1936	Steelman	D9/545
D104,479 S *	5/1937	Steelman	D9/545
D105,235 S *	7/1937	Steelman	D9/545
D132,052 S *	4/1942	Trees	D9/500
D250,879 S *	1/1979	Marks	D9/627
D308,335 S *	6/1990	Rubinoff	D9/557
D363,026 S *	10/1995	Sillince et al.	D9/500
D434,661 S	12/2000	Zambrano		
D434,985 S	12/2000	Colonna		
D476,571 S	7/2003	Lince		
D573,467 S *	7/2008	Dell'Orto	D9/500
D576,040 S *	9/2008	Martins, Jr.	D9/502
D623,534 S *	9/2010	Shearsby et al.	D9/652

FOREIGN PATENT DOCUMENTS

GB	2016296	7/1991
GB	3001138	1/2002

OTHER PUBLICATIONS

"GCM1-3120", Standard Liquor Finishes, Owens-Illinois—Distilled Spirits, Wines, & Cordials, 1960—Stock Catalog, Duraglas by Owens-Illinois Glass Co., OH, © 1960, p. F.*

"R 46-49 75 LS", House of Stuart Blended Scotch Whisky, Liquor Store Magazine, Jobson Publishing Corp., New York, NY, Apr. 1975, vol. 82, No. 4, p. 119.*

"Porto", Still Wines Range 2009 Design Catalogue, Saverglass Inc., 2003, p. 69.*

* cited by examiner

Primary Examiner — Dana L Meyrow

(57) **CLAIM**

I claim the ornamental design for a bottle, as shown and described.

DESCRIPTION

FIG. 1 is a perspective view of a bottle in accordance with a first embodiment of my new design.

FIG. 2 is a front elevational view of the bottle in FIG. 1, the side elevational views and the rear elevational view of the bottle in FIG. 1 being identical to FIG. 2.

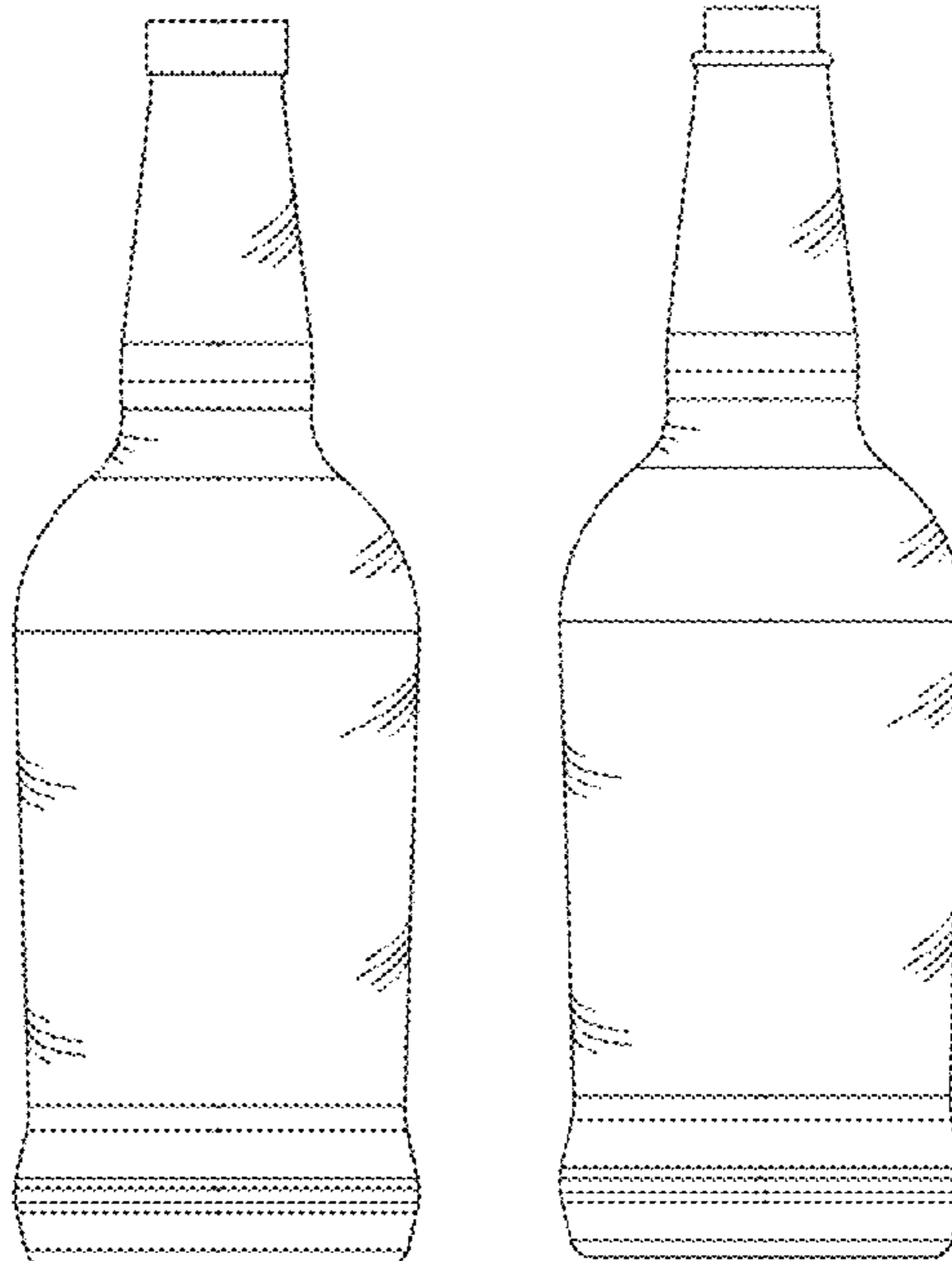
FIG. 3 is a top plan view of the bottle in FIGS. 1 and 2, the bottom forming no part of the claimed design.

FIG. 4 is a perspective view of a bottle in accordance with a second embodiment of my new design.

FIG. 5 is a front elevational view of the bottle in FIG. 4, the side elevational views and the rear elevational view of the bottle in FIG. 4 being identical to FIG. 5; and,

FIG. 6 is a top plan view of the bottle in FIGS. 4 and 5, the bottom forming no part of the claimed design.

1 Claim, 2 Drawing Sheets



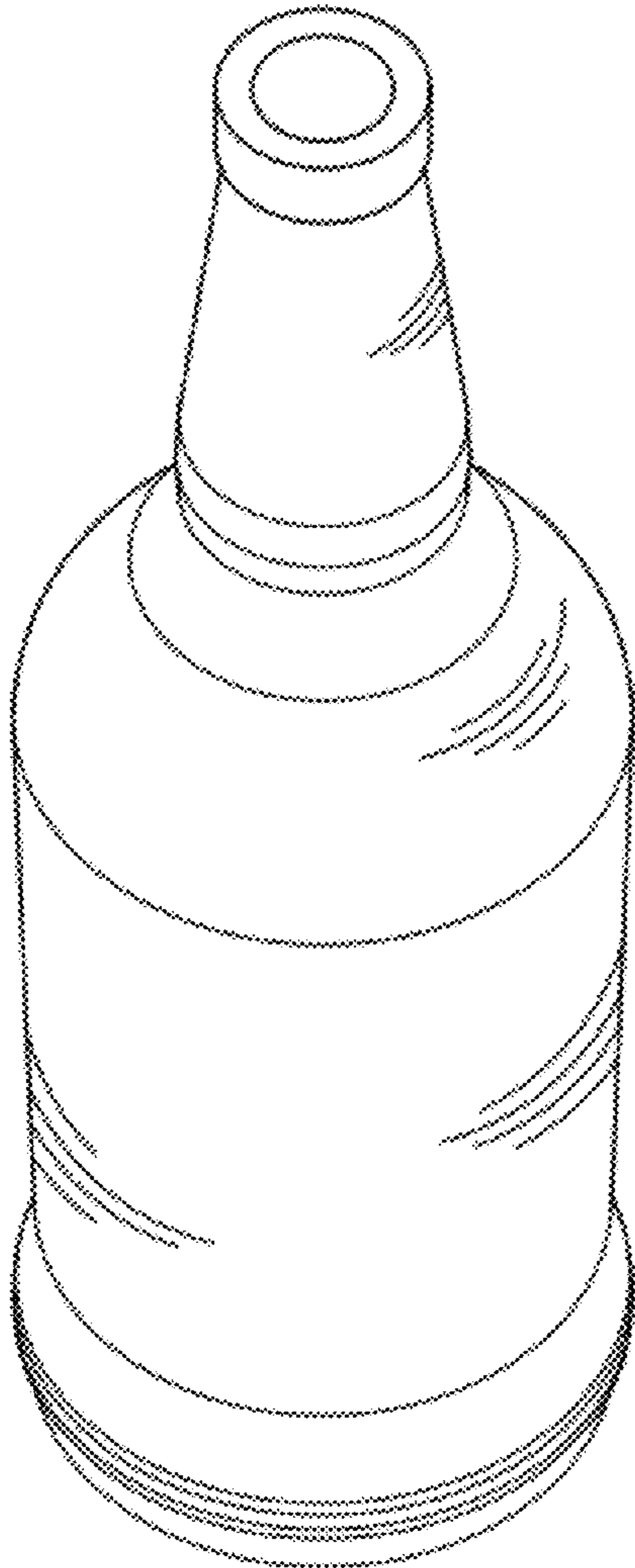


FIG. 1

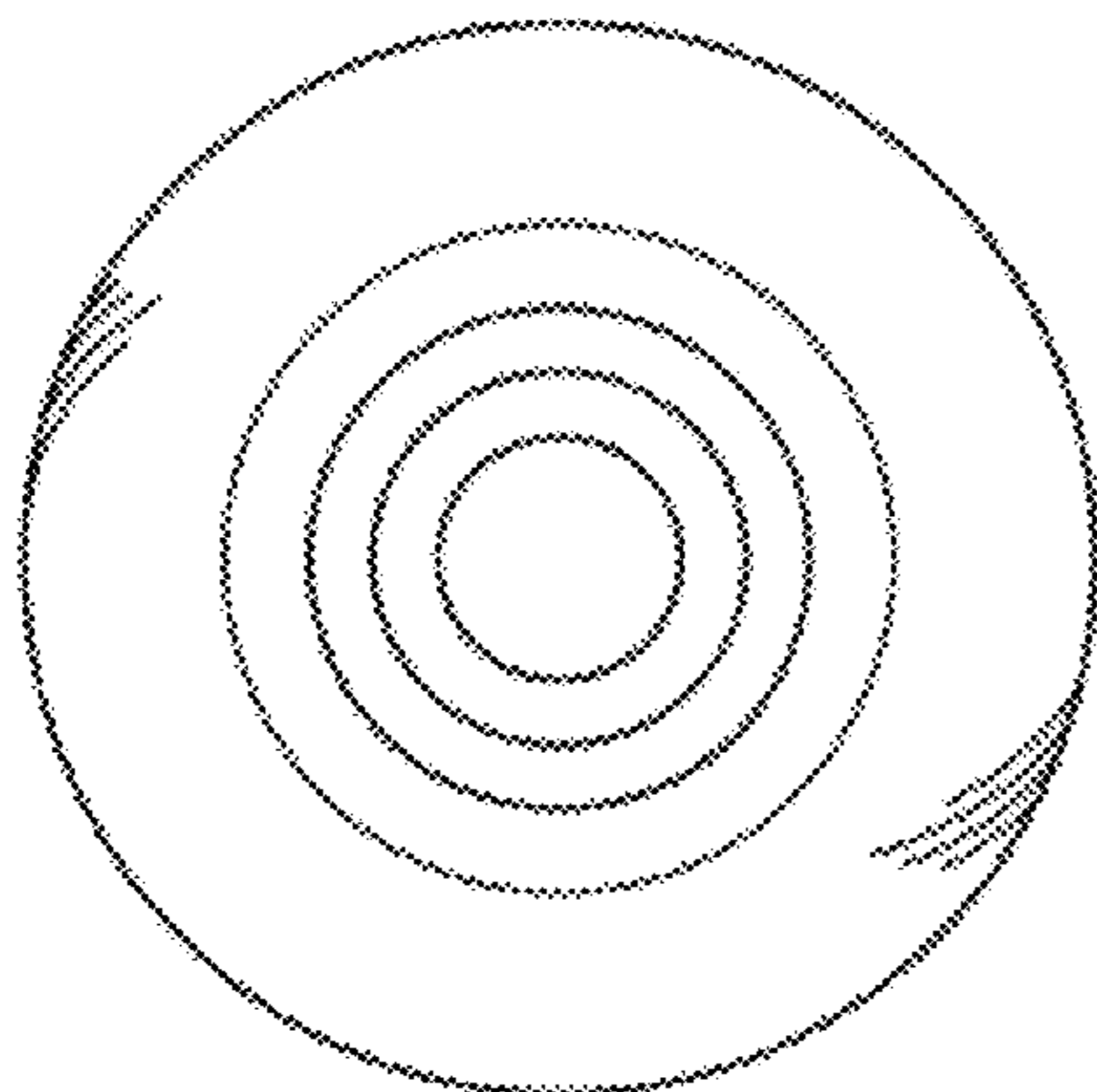


FIG. 3

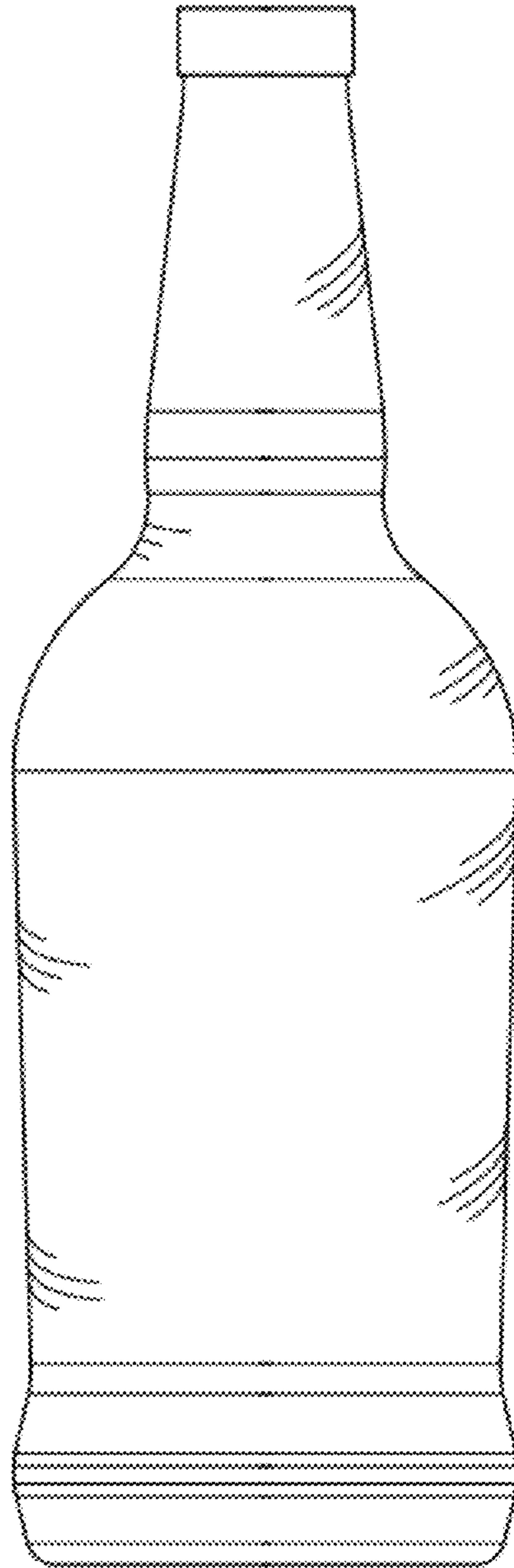


FIG. 2

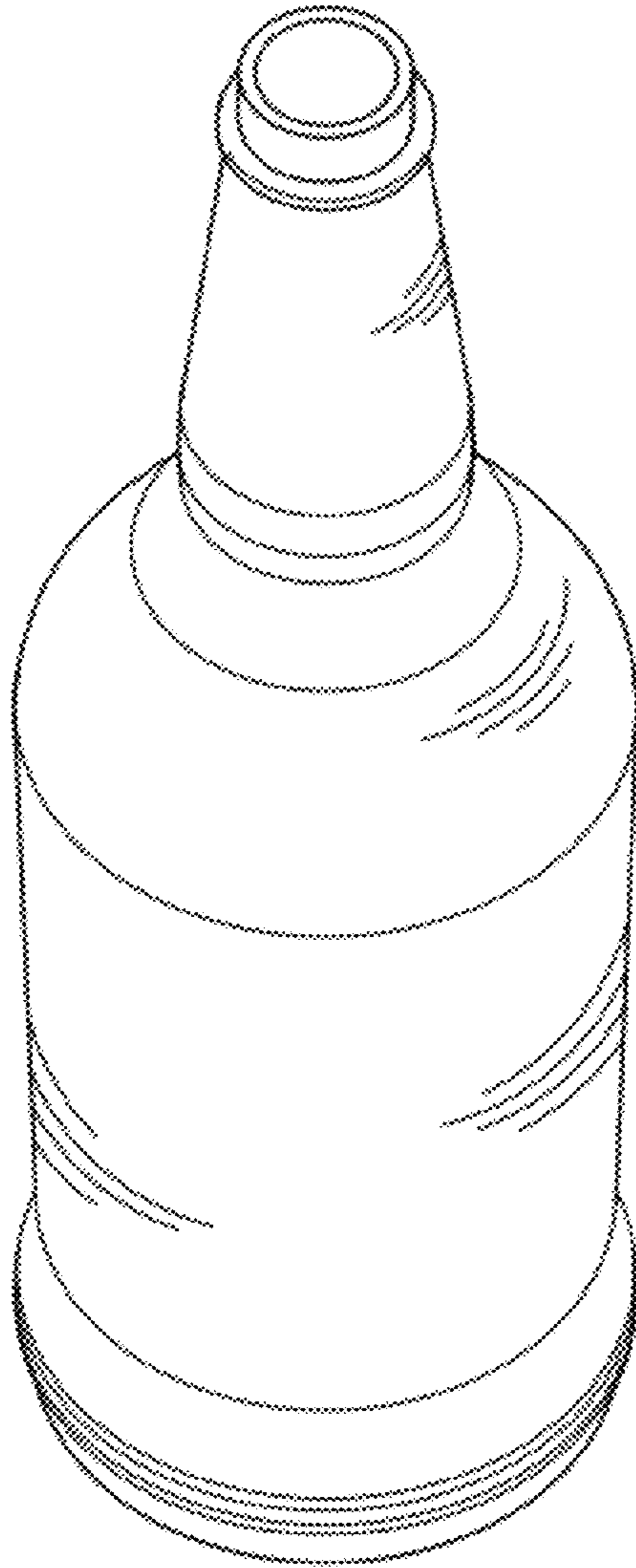


FIG. 4

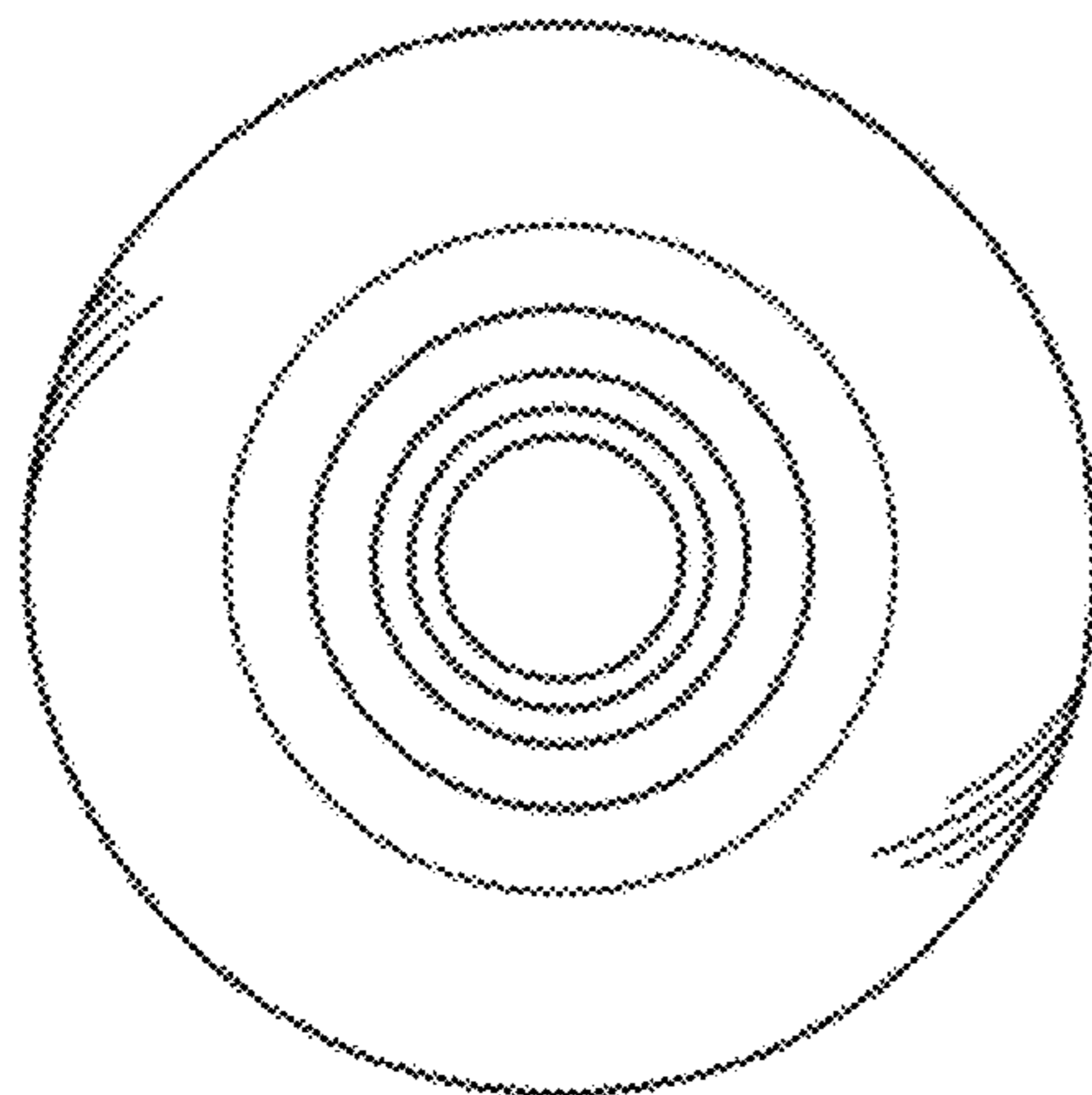


FIG. 6

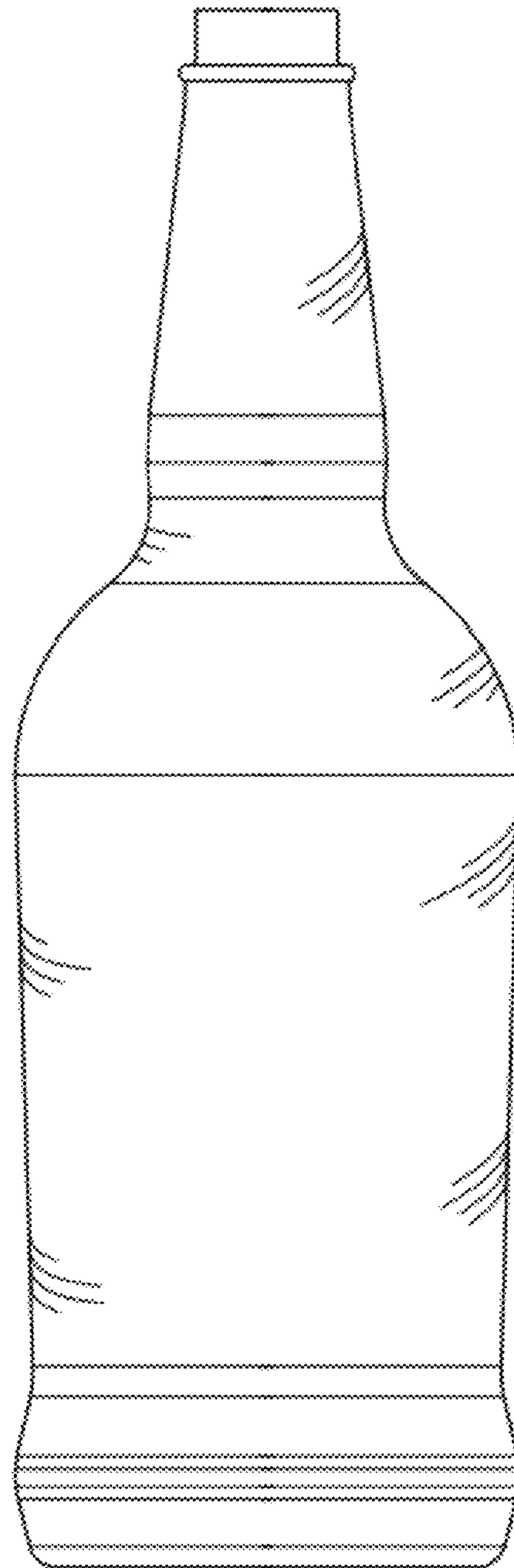


FIG. 5