

US00D658982S

(12) **United States Design Patent**
Pauser et al.

(10) **Patent No.:** **US D658,982 S**

(45) **Date of Patent:** **** May 8, 2012**

(54) **CLOSING CAP**

(75) Inventors: **Helmut Pauser**, Diessen (DE); **Stefan Eckstein**, Munich (DE)

(73) Assignee: **3M Innovative Properties Company**, St. Paul, MN (US)

(**) Term: **14 Years**

(21) Appl. No.: **29/380,757**

(22) Filed: **Dec. 10, 2010**

(30) **Foreign Application Priority Data**

Jun. 14, 2010 (EM) 1219414-1/6

(51) **LOC (9) Cl.** **09-07**

(52) **U.S. Cl.** **D9/435; D9/453**

(58) **Field of Classification Search** D9/695,
D9/659, 529, 504, 503, 454, 452, 451, 445,
D9/444, 443, 441, 439, 435; D8/310, 307,
D8/7; D24/224, 222; D21/388, 389; 220/915,
220/376, 288, 212, 22; 215/329, 316, 228,
215/218, 200

See application file for complete search history.

(56) **References Cited**

U.S. PATENT DOCUMENTS

D573,464 S * 7/2008 Kogure et al. D9/452
D573,465 S * 7/2008 Kogure et al. D9/452
D637,907 S * 5/2011 Maxa et al. D9/452

* cited by examiner

Primary Examiner — Susan Bennett Hattan

(74) *Attorney, Agent, or Firm* — Pamela L. Stewart

(57) **CLAIM**

The ornamental design for a closing cap, as shown and described.

DESCRIPTION

FIG. 1 is a perspective view of the new design for a closing cap.


FIG. 2 is a side view thereof;

FIG. 3 is a front plan view thereof;

FIG. 4 is a top view thereof; and,

FIG. 5 is a bottom view thereof.

1 Claim, 1 Drawing Sheet



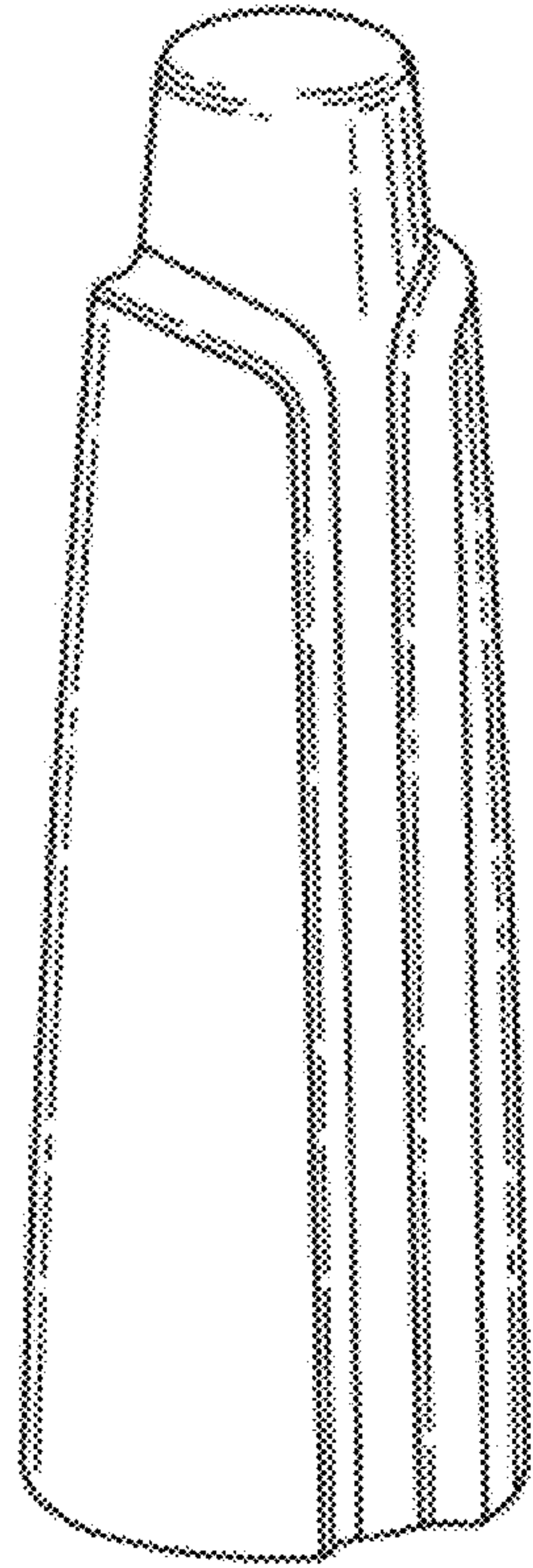


Fig. 1




Fig. 2




Fig. 3

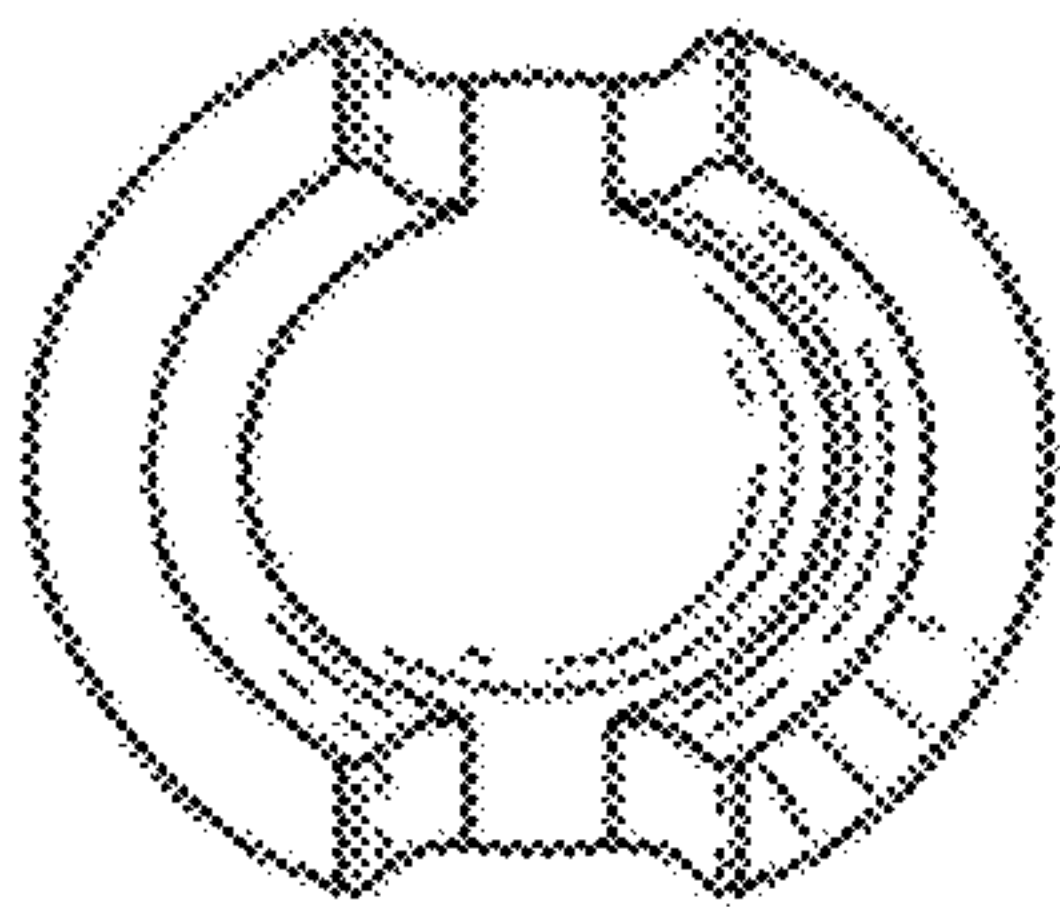


Fig. 4

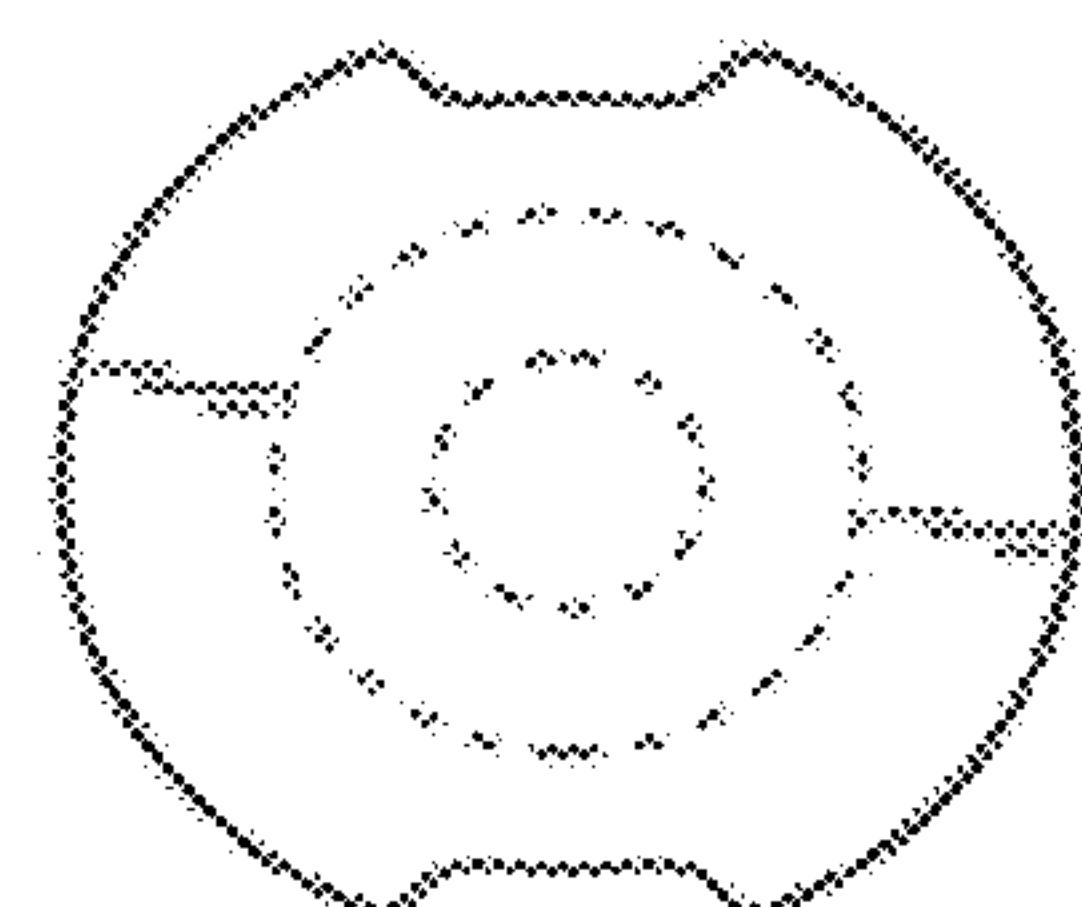


Fig. 5