



US00D658971S

(12) **United States Design Patent**
Drake

(10) **Patent No.:** **US D658,971 S**

(45) **Date of Patent:** **** May 8, 2012**

(54) **KEY BLANK**

(76) **Inventor:** **Robert Allan Drake**, Grants Pass, OR
(US)

(**) **Term:** **14 Years**

(21) **Appl. No.:** **29/411,415**

(22) **Filed:** **Jan. 20, 2012**

Related U.S. Application Data

(62) Division of application No. 29/392,548, filed on May 23, 2011.

(51) **LOC (9) Cl.** **08-07**

(52) **U.S. Cl.** **D8/347**

(58) **Field of Classification Search** D8/347,
D8/348, 330; 70/51, 393, 401, 405-408,
70/450, 336, 345, 346, 265, 371, 271, 423-430,
70/344, 348, 382, 447, 448, 460, DIG. 47
See application file for complete search history.

(56) **References Cited**

U.S. PATENT DOCUMENTS

D155,062 S *	8/1949	Young et al.	D8/347
2,781,594 A *	2/1957	Stupell	40/330
3,349,589 A *	10/1967	Fricke	70/395
D272,516 S *	2/1984	Ohno	D8/347

5,433,096 A *	7/1995	Janssen et al.	70/278.3
6,035,679 A *	3/2000	Meroni	70/396
D491,788 S *	6/2004	Kim	D8/347
D512,902 S *	12/2005	Neset et al.	D8/347
D514,428 S *	2/2006	Neset et al.	D8/347
D516,897 S *	3/2006	Kim	D8/347
D517,397 S *	3/2006	Kim	D8/347

* cited by examiner

Primary Examiner — Prabhakar Deshmukh

(74) *Attorney, Agent, or Firm* — Jerry Haynes Law

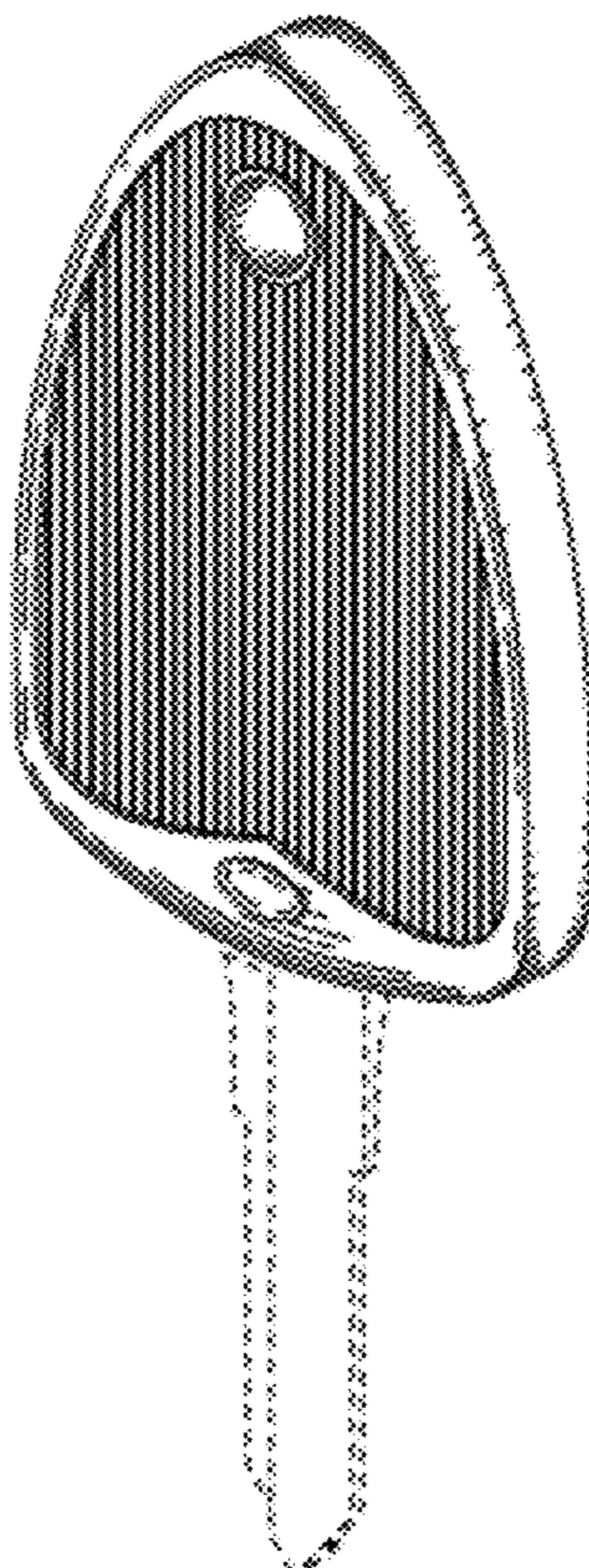
(57) **CLAIM**

The ornamental design for a key blank, as shown and described.

DESCRIPTION

FIG. 1 is a perspective view of a key blank showing my new design;
FIG. 2 is a front elevational view thereof;
FIG. 3 is a rear elevational view thereof;
FIG. 4 is a left side elevational view thereof;
FIG. 5 is a right side elevational view thereof;
FIG. 6 is a top plan view thereof; and,
FIG. 7 is a bottom plan view thereof.
The broken lines are for illustrative purposes only and form no part of the claimed design.

1 Claim, 1 Drawing Sheet



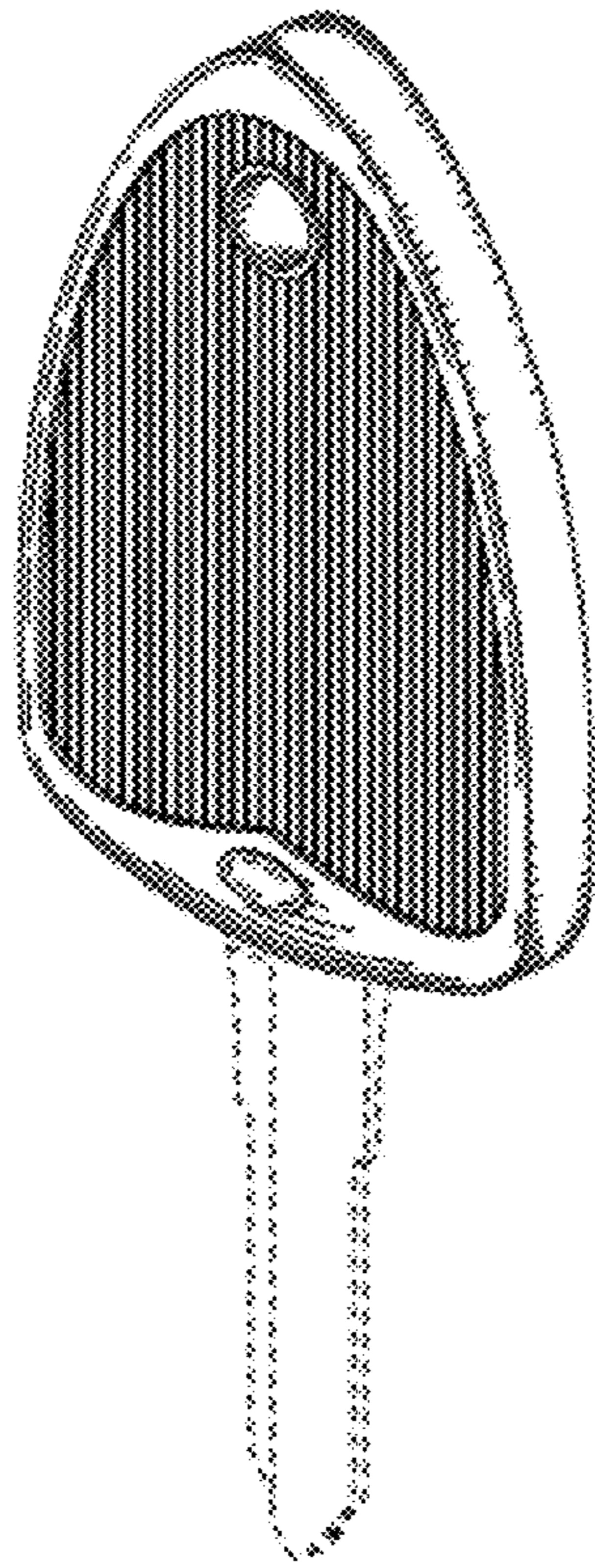


FIG. 1



FIG. 6




FIG. 7

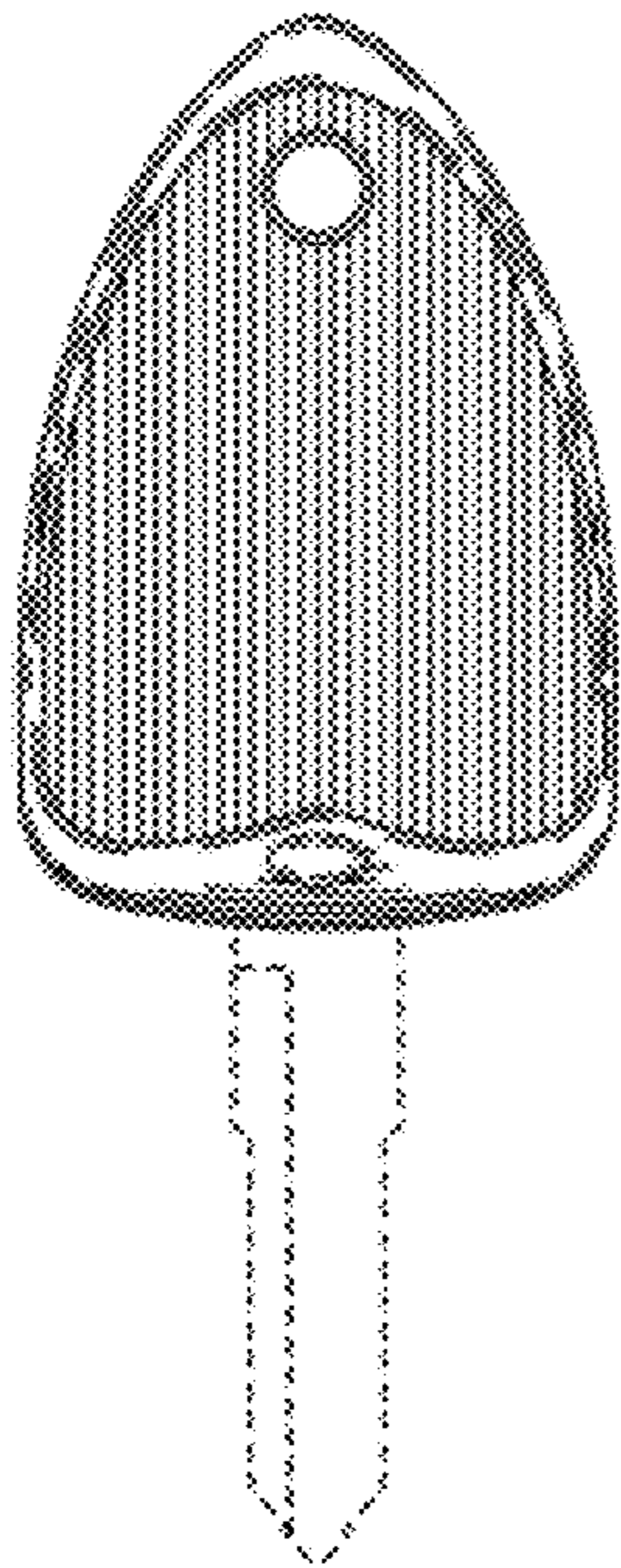


FIG. 2

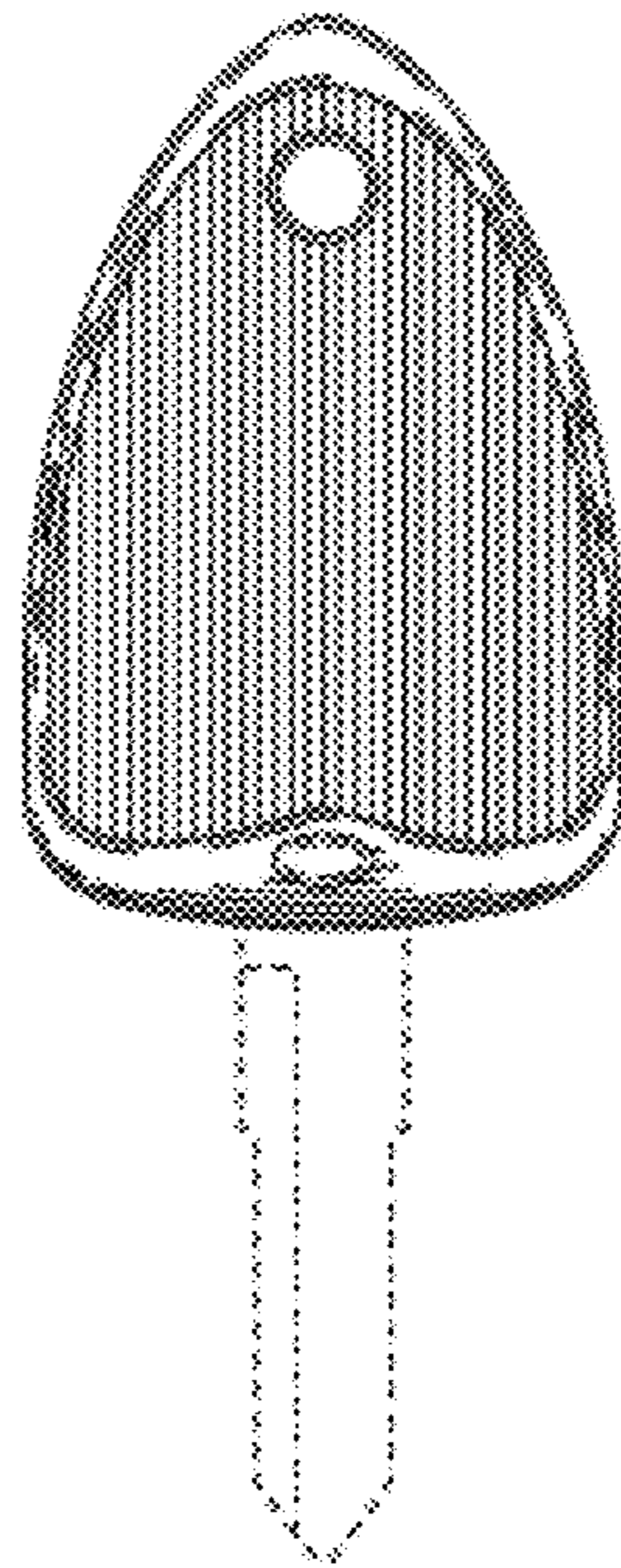


FIG. 3



FIG. 4



FIG. 5