



US00D658961S

(12) **United States Design Patent**  
**Islas**

(10) **Patent No.:** **US D658,961 S**

(45) **Date of Patent:** **\*\* May 8, 2012**

(54) **AX HANDLE**

(75) Inventor: **Salvador Alvarez Islas**, Coacalco (MX)

(73) Assignee: **Truper Herramientas, SA DE CV**,  
Jilotepec (MX)

(\*\*) Term: **14 Years**

(21) Appl. No.: **29/356,113**

(22) Filed: **Feb. 19, 2010**

(51) **LOC (9) Cl.** ..... **08-02**

(52) **U.S. Cl.** ..... **D8/80**

(58) **Field of Classification Search** ..... D8/75-81,  
D8/107; 7/145; 30/308.1; 144/195.5; 81/489  
See application file for complete search history.

(56) **References Cited**

**U.S. PATENT DOCUMENTS**

4,418,732 A \* 12/1983 Kolonia ..... 81/489  
D273,359 S \* 4/1984 Kolonia ..... D8/80  
D495,227 S \* 8/2004 Hung ..... D8/80

D583,641 S \* 12/2008 Fortier et al. .... D8/76  
D594,727 S \* 6/2009 Fortier et al. .... D8/76  
D598,264 S \* 8/2009 Mullen ..... D8/80

\* cited by examiner

*Primary Examiner* — Philip S Hyder

*Assistant Examiner* — Roselynn Cody

(74) *Attorney, Agent, or Firm* — Conley Rose, P.C.

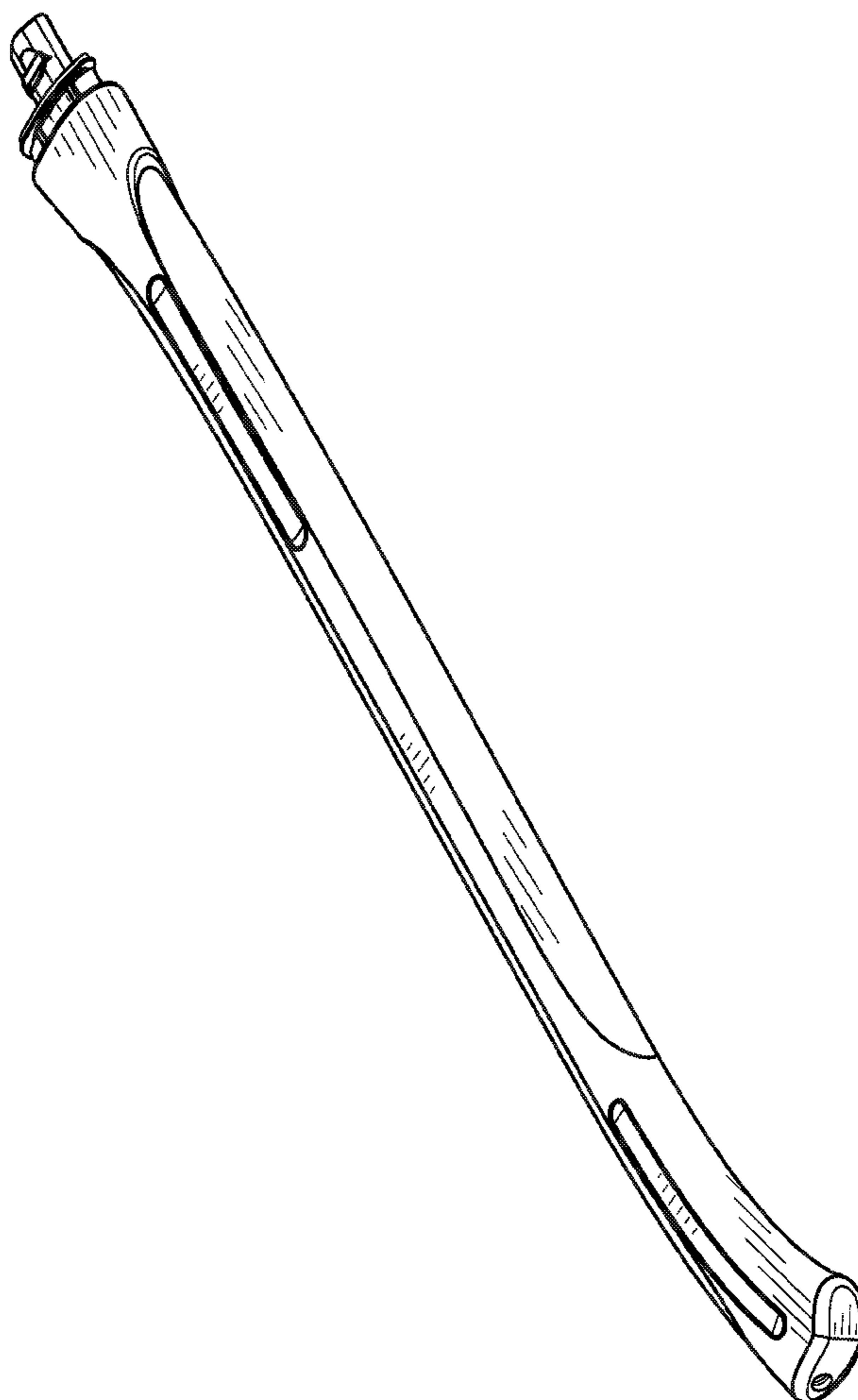
(57) **CLAIM**

The ornamental design for an ax handle, as shown and described.

**DESCRIPTION**

FIG. 1 shows a right side view of an ax handle.  
FIG. 2 shows a front view thereof.  
FIG. 3 shows a bottom view thereof.  
FIG. 4 shows a top view thereof.  
FIG. 5 shows a left side view thereof.  
FIG. 6 shows a rear view thereof.  
FIG. 7 shows a bottom right side perspective view thereof;  
and,  
FIG. 8 shows a bottom left side perspective view thereof.  
The broken lines in the drawings are directed to environment  
and form no part of the claimed design.

**1 Claim, 4 Drawing Sheets**



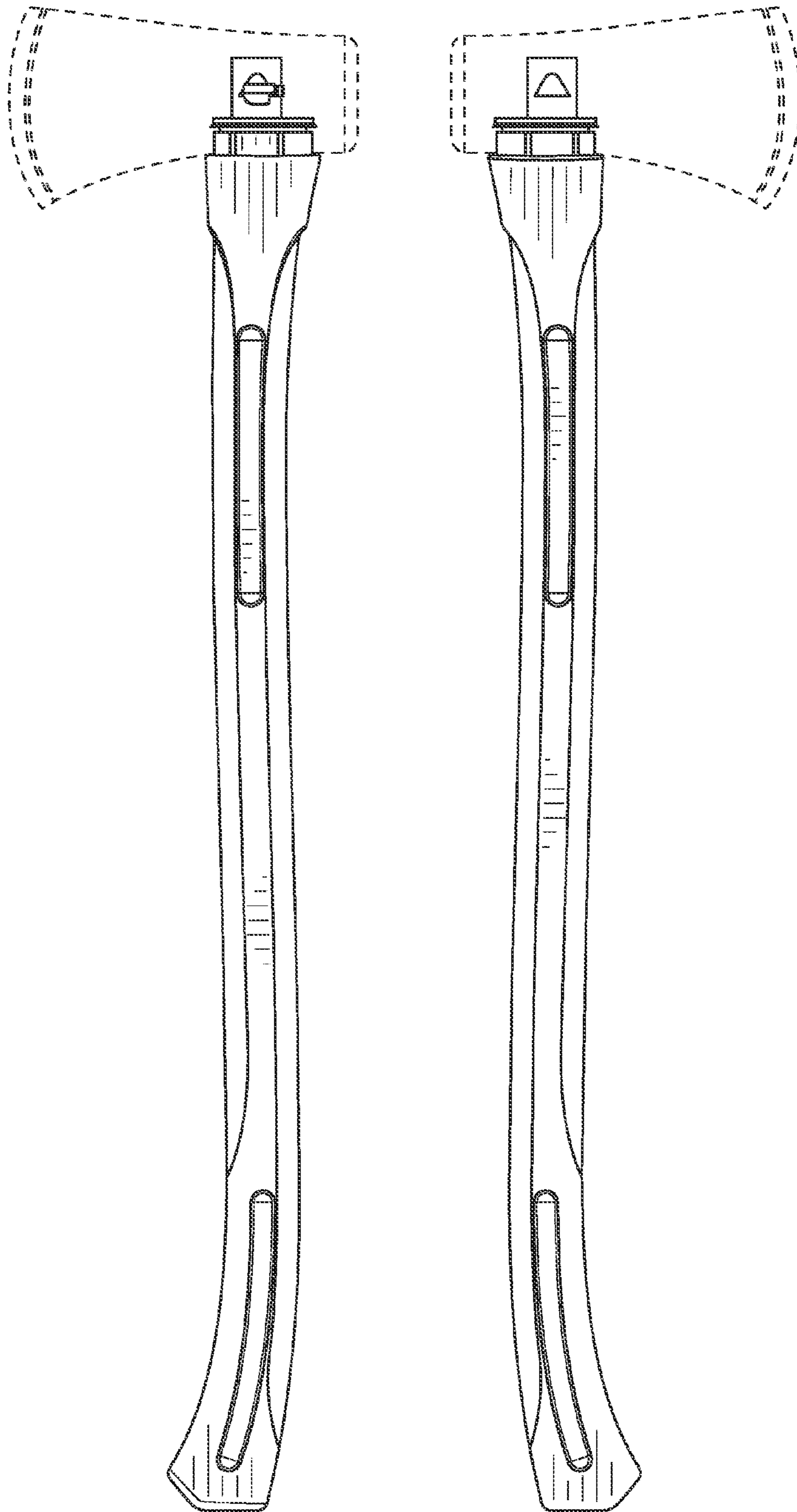


FIG. 1

FIG. 2

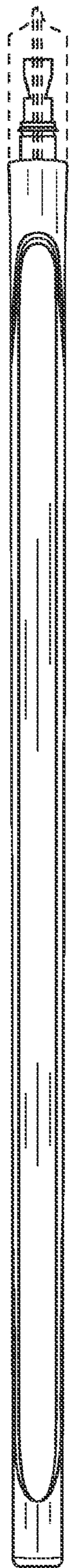


FIG. 3




FIG. 4



FIG. 5



FIG. 6

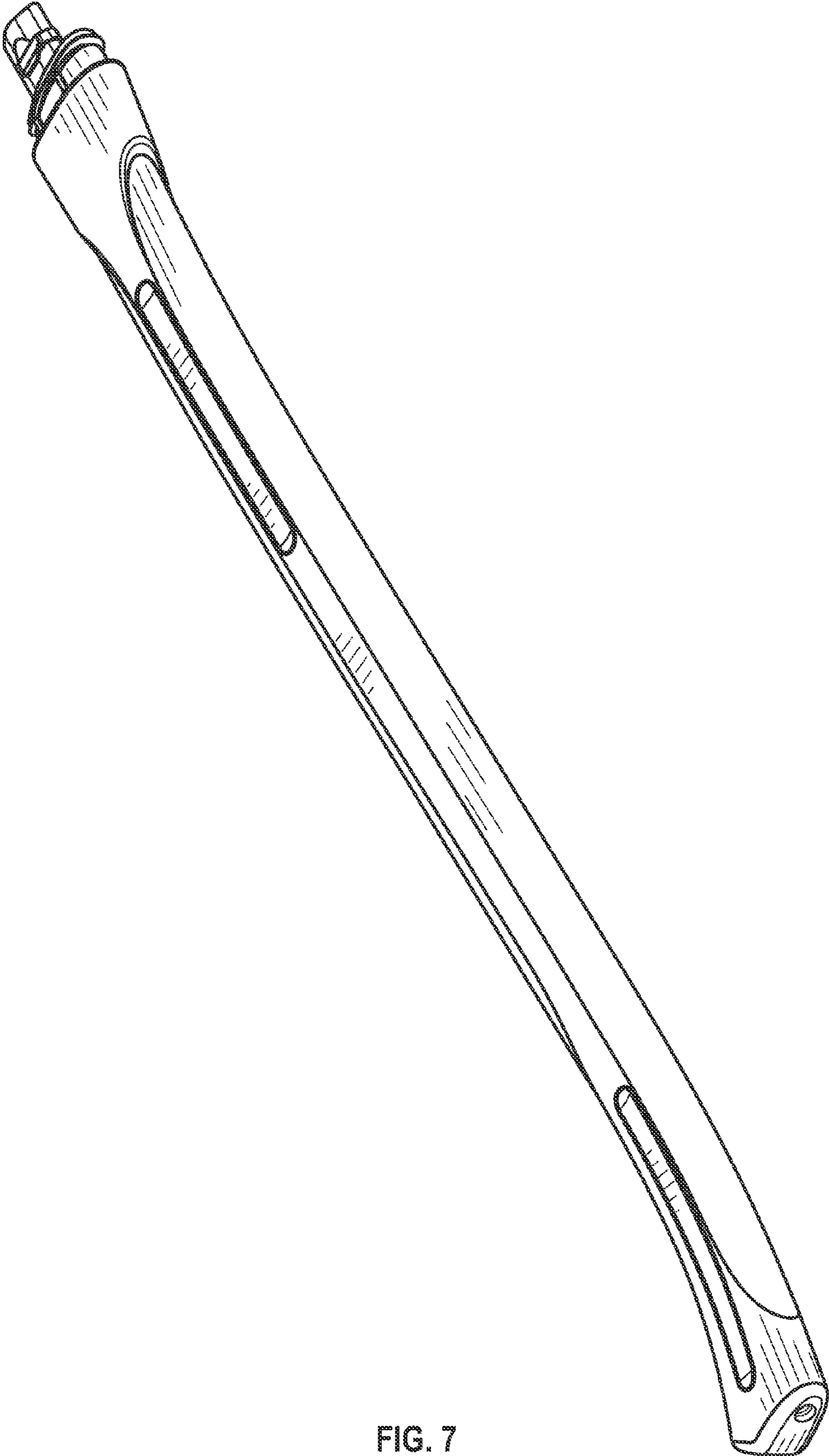


FIG. 7

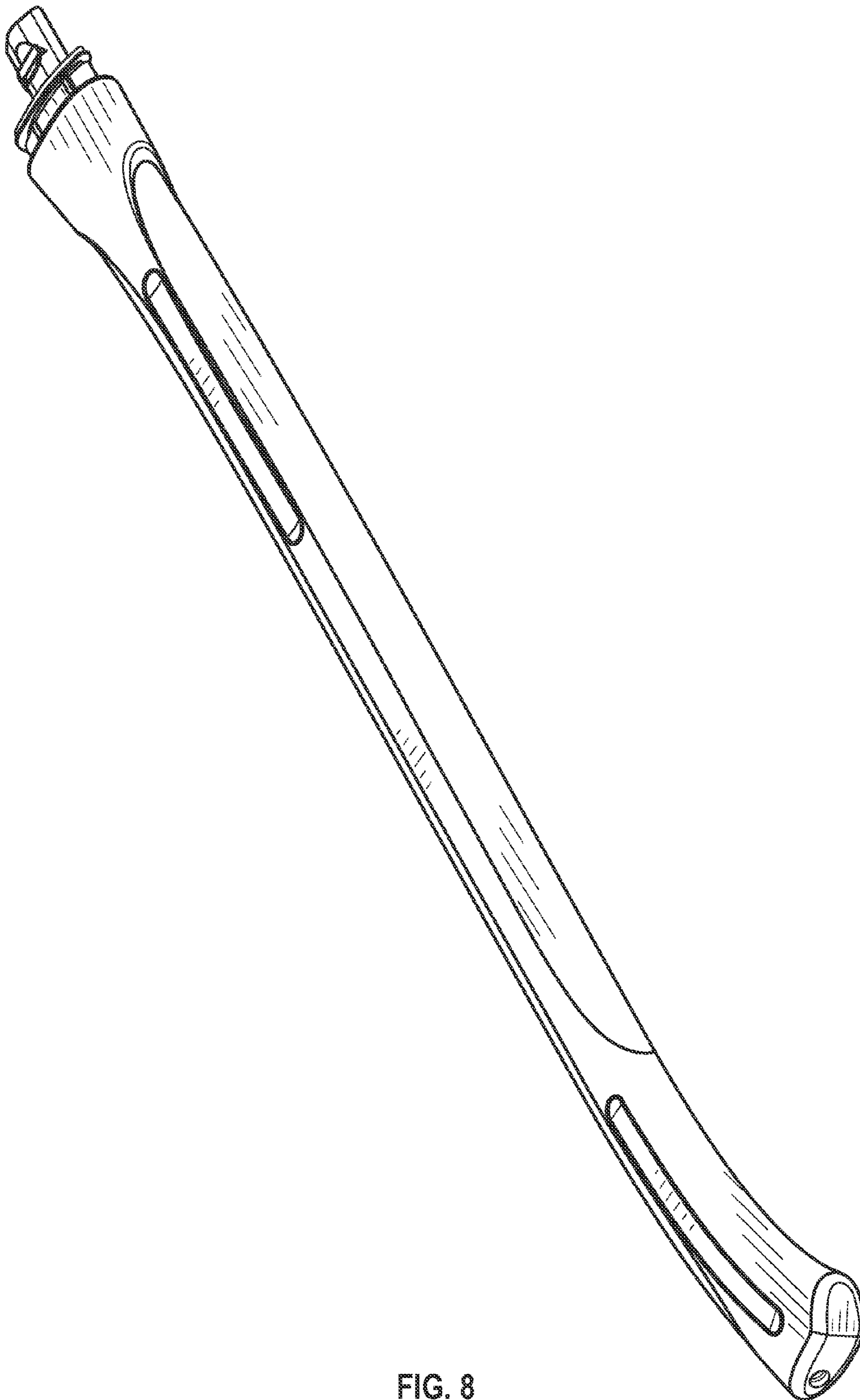


FIG. 8