



US00D658901S

(12) **United States Design Patent**  
**Yau**

(10) **Patent No.:** **US D658,901 S**  
(45) **Date of Patent:** **\*\* May 8, 2012**

(54) **SIZE INDICATOR FOR A HANGER**

(75) Inventor: **Wai Shing Yau**, Kowloon Bay (HK)

(73) Assignee: **Wai Shing Plastic Products, Ltd.**,  
Kowloon Bay (HK)

(\*\*) Term: **14 Years**

(21) Appl. No.: **29/394,786**

(22) Filed: **Jun. 21, 2011**

(51) **LOC (9) Cl.** ..... **06-08**

(52) **U.S. Cl.** ..... **D6/328**

(58) **Field of Classification Search** ..... D6/328,  
D6/315, 323, 325; D8/395; D32/64; D20/22,  
D20/27, 28, 42; 40/322; 223/85, 88, 90,  
223/91, 93, 96; D21/797; 141/110; 206/284,  
206/287, 524.1

See application file for complete search history.

(56) **References Cited**

U.S. PATENT DOCUMENTS

D510,198 S *	10/2005	Willardson	.....	D6/328
D528,807 S	9/2006	Mainetti		
D583,575 S *	12/2008	Goldman et al.	.....	D6/328
7,513,400 B2 *	4/2009	Gouldson	.....	223/85
D605,415 S *	12/2009	Zuckerman et al.	.....	D6/328
7,628,301 B2 *	12/2009	Goldman et al.	.....	223/85
7,766,198 B2	8/2010	Mainetti		

D625,114 S *	10/2010	Gouldson	.....	D6/328
7,832,602 B2	11/2010	Ho		
7,874,468 B2	1/2011	Hansen et al.		
2006/0006204 A1 *	1/2006	Mainetti	.....	223/85
2006/0213938 A1 *	9/2006	Gouldson	.....	223/85
2007/0199963 A1 *	8/2007	Gouldson	.....	223/85
2008/0054029 A1 *	3/2008	Ho	.....	223/88
2009/0159621 A1	6/2009	Gouldson		

\* cited by examiner

*Primary Examiner* — Philip S Hyder

*Assistant Examiner* — Sydney Buffalow

(74) *Attorney, Agent, or Firm* — Baker & McKenzie LLP

(57) **CLAIM**

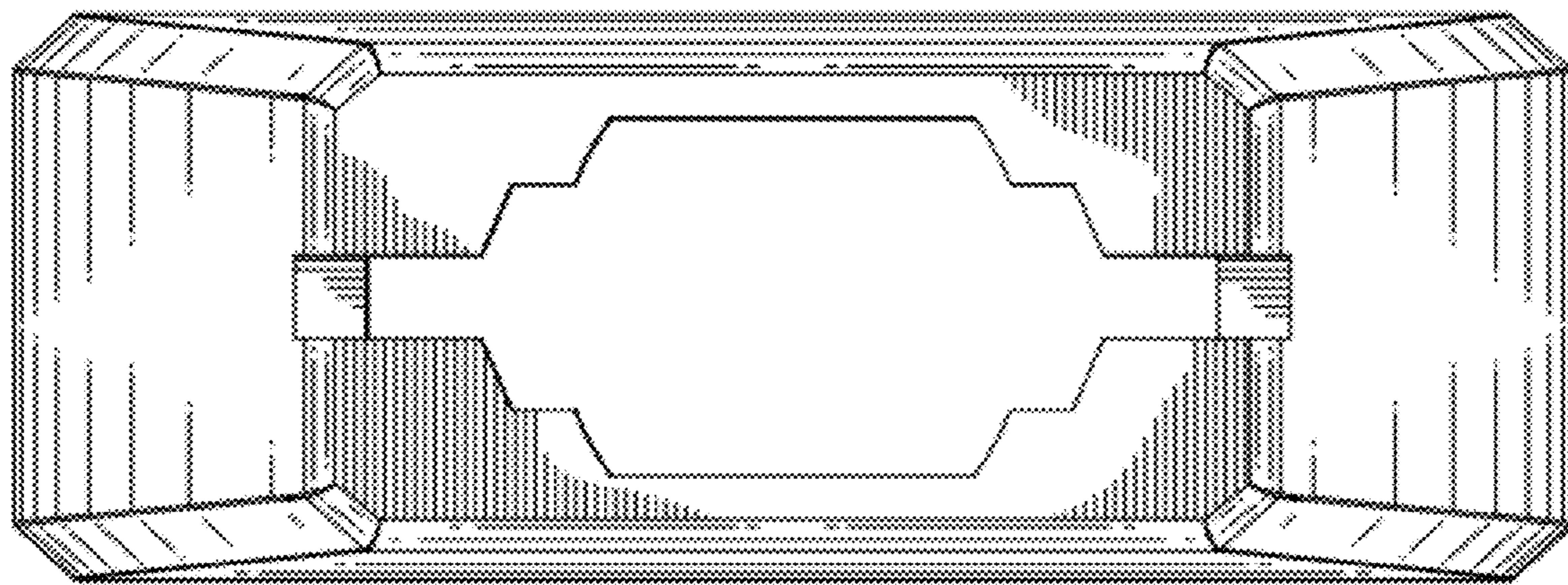
The ornamental design for a size indicator for a hanger, as shown and described.

**DESCRIPTION**

FIG. 1 is a top perspective view of a size indicator for a hanger showing my new design;  
FIG. 2 is a bottom elevational view thereof;  
FIG. 3 is a front elevational view thereof;  
FIG. 4 is a rear elevational view thereof;  
FIG. 5 is a left side elevational view thereof;  
FIG. 6 is a right side elevational view thereof; and,  
FIG. 7 is a side perspective view thereof.

The broken lines shown in the drawings are directed to environment, and are for informational purposes only and form no part of the claimed design.

**1 Claim, 4 Drawing Sheets**



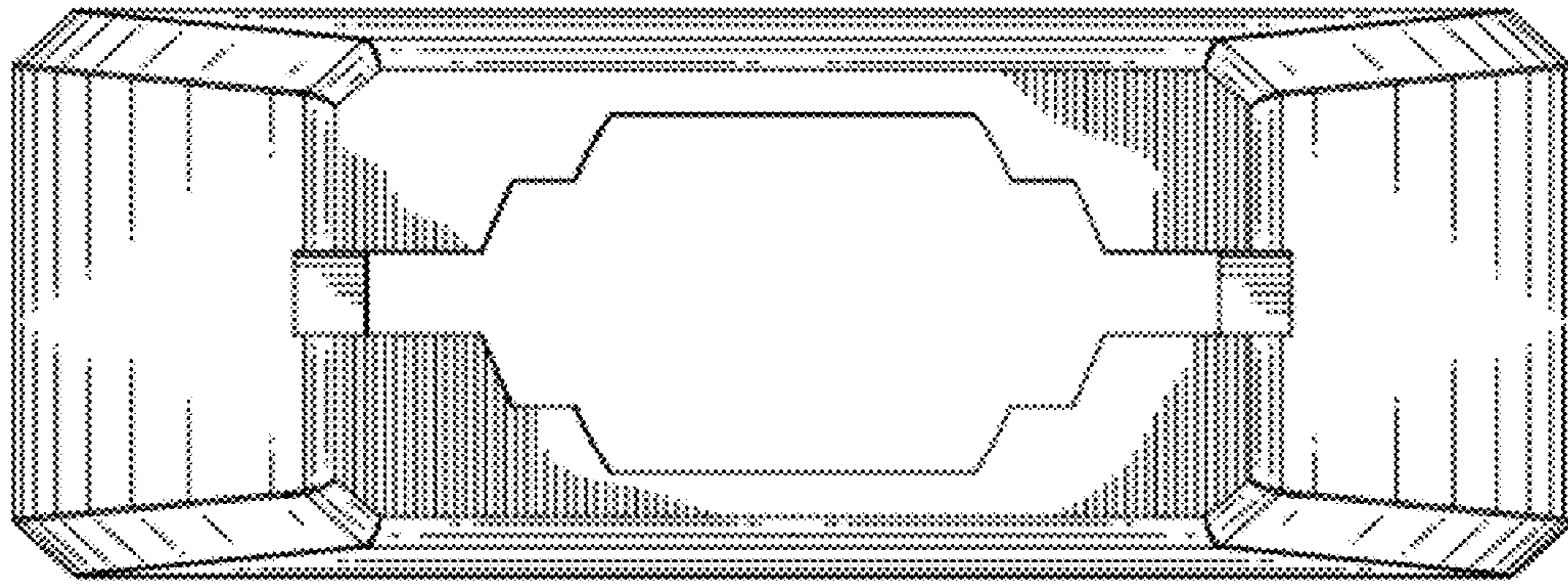


FIG. 1

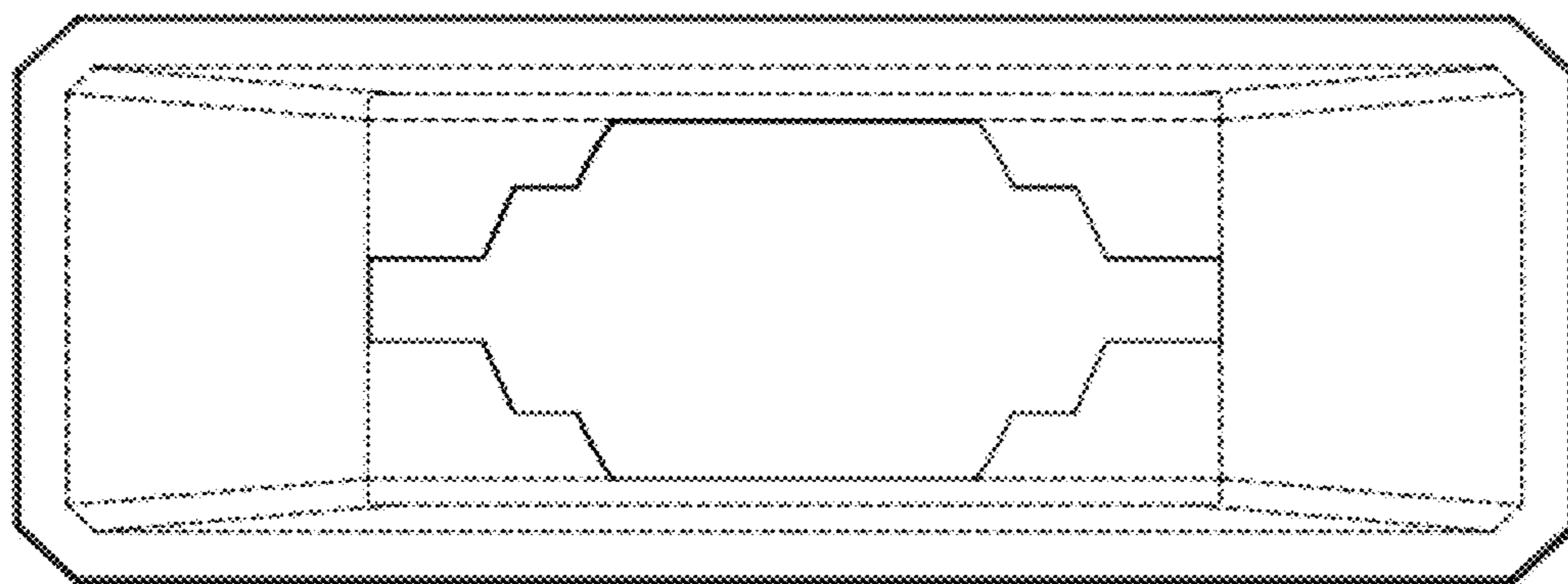


FIG. 2

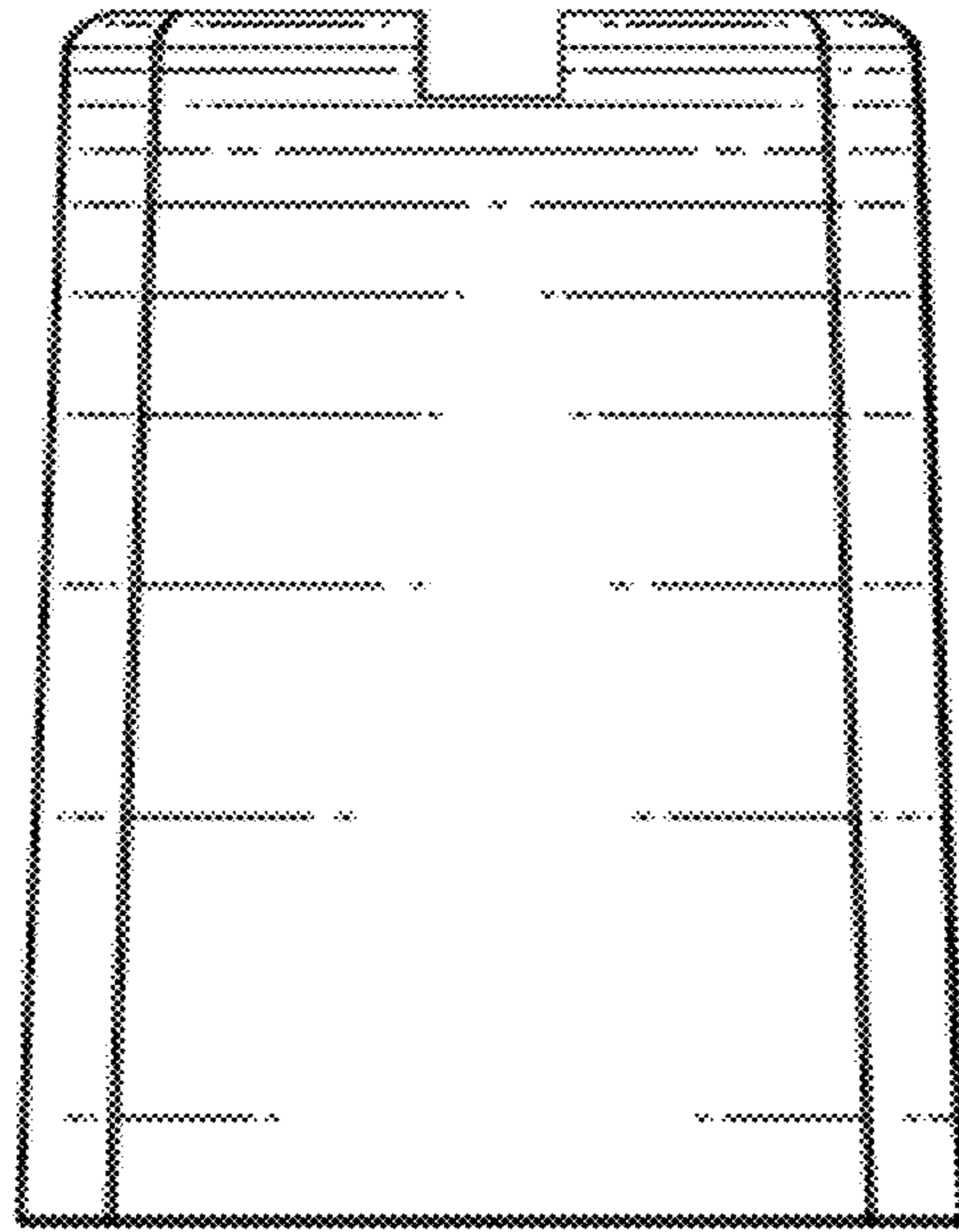


FIG. 3

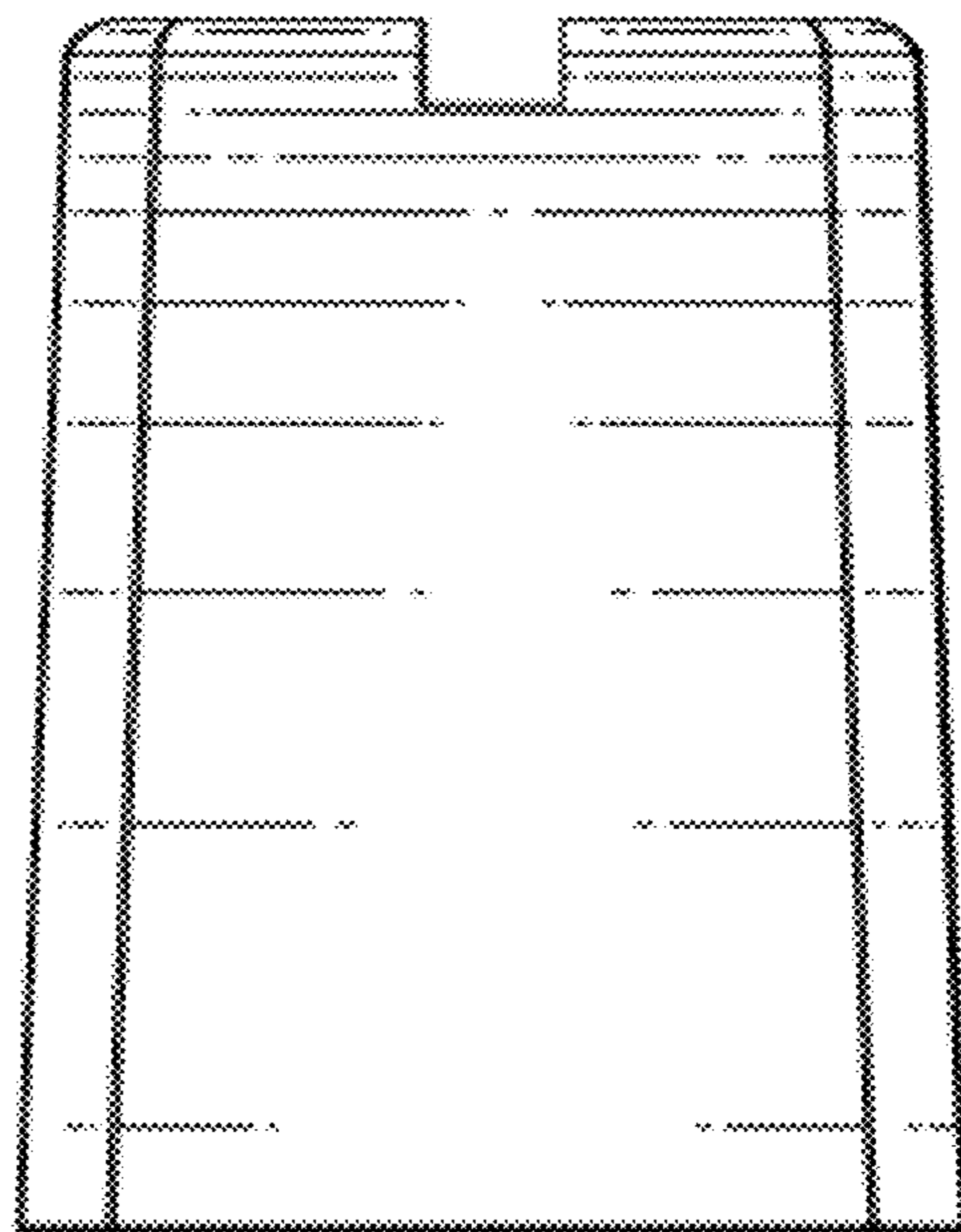


FIG. 4




FIG. 5



FIG. 6

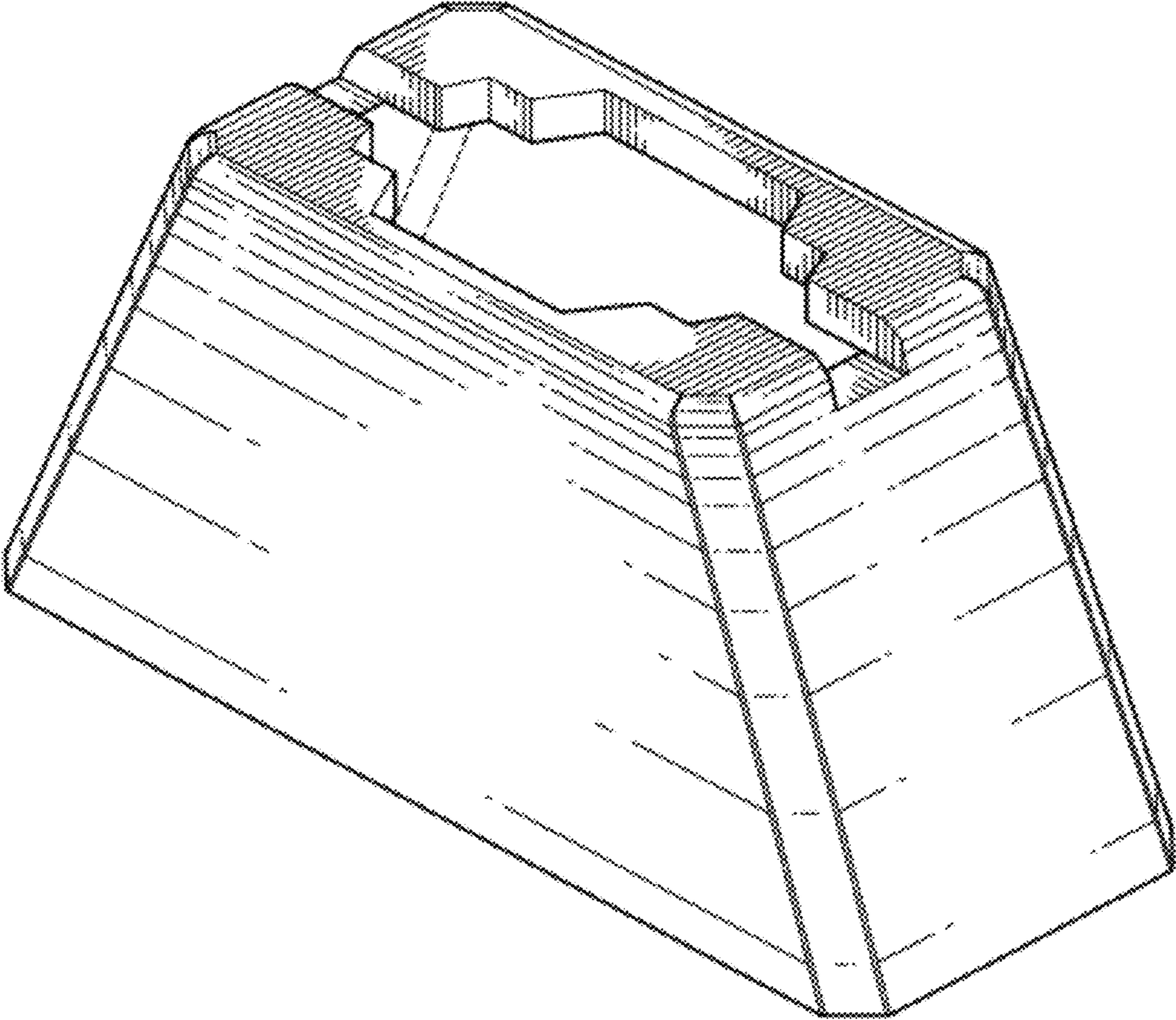


FIG. 7