

US00D658899S

(12) **United States Design Patent**  
**Zadro**

(10) **Patent No.:** **US D658,899 S**

(45) **Date of Patent:** **\*\* May 8, 2012**

(54) **SUCTION CUP SPOT MIRROR**

(76) Inventor: **Zlatko Zadro**, Huntington Beach, CA  
(US)

(\*\*) Term: **14 Years**

(21) Appl. No.: **29/374,326**

(22) Filed: **Aug. 1, 2011**

(51) **LOC (9) Cl.** ..... **06-07**

(52) **U.S. Cl.** ..... **D6/309**

(58) **Field of Classification Search** ..... D6/300-314,  
D6/444, 449; 40/700, 711, 714, 716, 720,  
40/735, 745, 765, 766, 780, 790, 727, 757,  
40/722-24; D11/132; 248/346.01; D19/28  
See application file for complete search history.

(56) **References Cited**

**U.S. PATENT DOCUMENTS**

D236,200	S	*	8/1975	Summers	.....	D19/28
4,529,278	A	*	7/1985	Nugent	.....	359/870
4,848,542	A	*	7/1989	Burnette et al.	.....	206/765
D370,354	S	*	6/1996	Deakyne	.....	D6/300

D459,094	S	*	6/2002	Stone et al.	.....	D6/309
D530,523	S	*	10/2006	Pitot et al.	.....	D6/308
D530,525	S	*	10/2006	Greene, II	.....	D6/309
D580,184	S	*	11/2008	Svendsen et al.	.....	D6/309

\* cited by examiner

*Primary Examiner* — Philip S Hyder

*Assistant Examiner* — Sydney Buffalow

(74) *Attorney, Agent, or Firm* — William L. Chapin

(57) **CLAIM**

The ornamental design for a suction cup spot mirror, as shown and described.

**DESCRIPTION**

FIG. 1 is a front perspective view of a suction cup spot mirror according to the present invention.

FIG. 2 is a top view thereof;

FIG. 3 is a bottom view thereof;

FIG. 4 is a left side view thereof;

FIG. 5 is a right side view thereof

FIG. 6 is a front elevation view thereof; and,

FIG. 7 is a rear elevation view thereof.

**1 Claim, 3 Drawing Sheets**



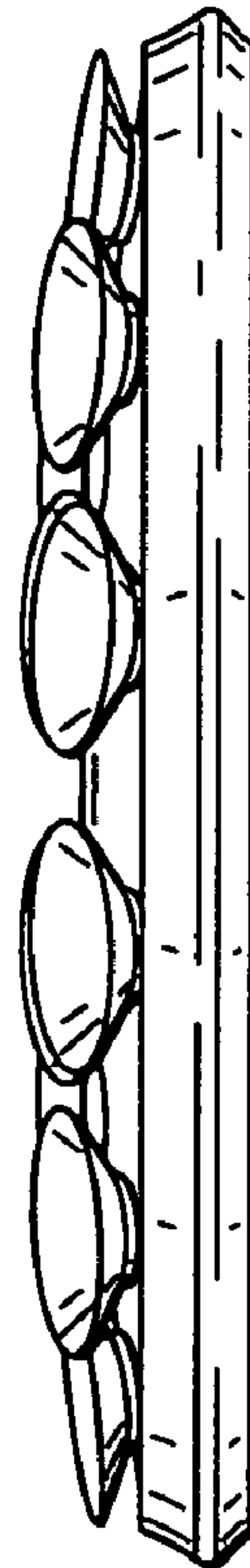
**Fig. 1**



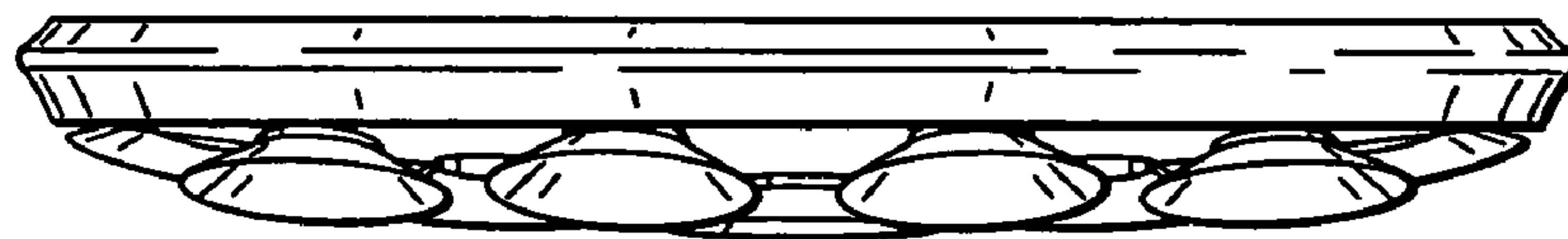
**Fig. 2**



**Fig. 3**



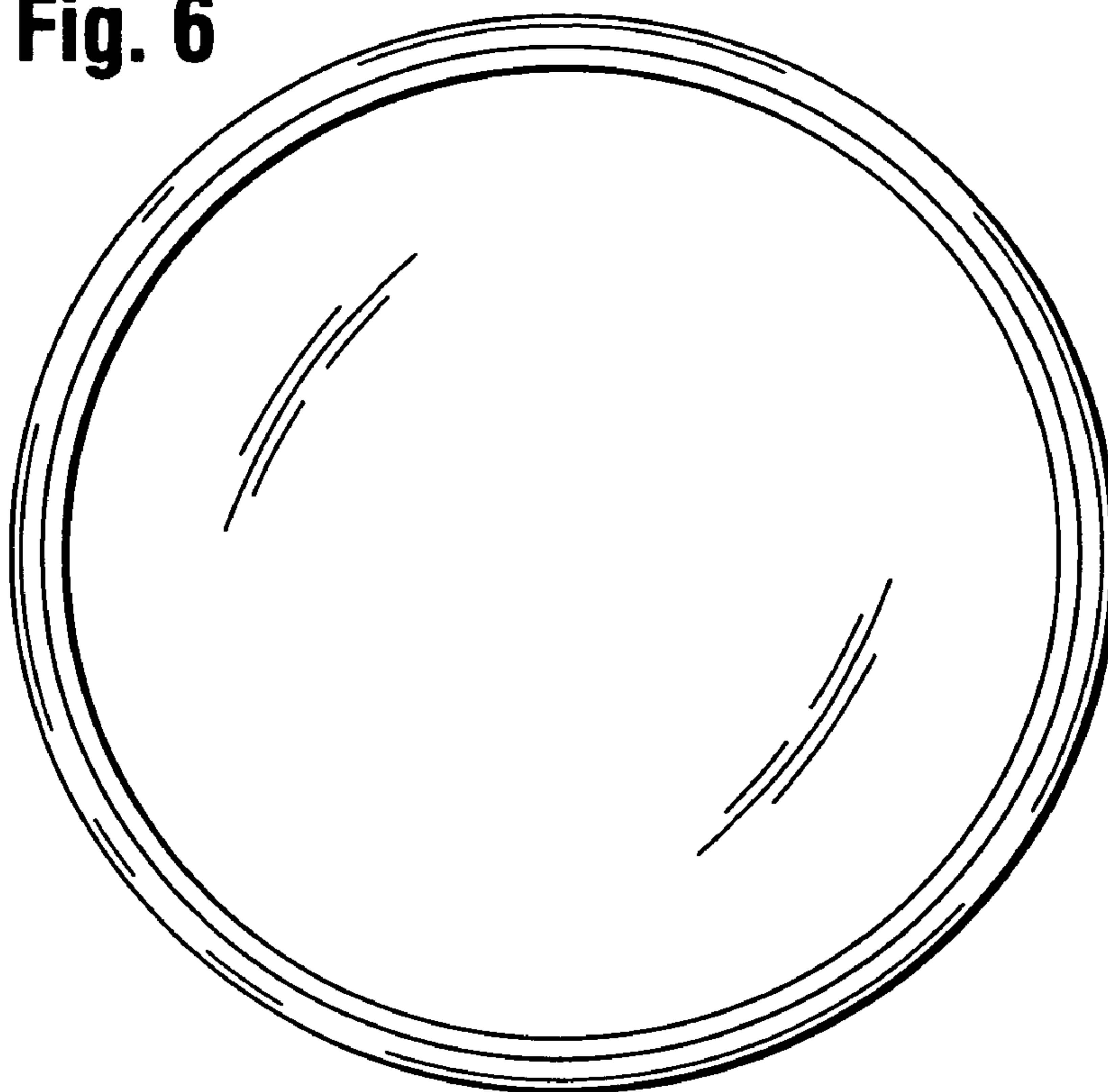
**Fig. 4**



**Fig. 5**



**Fig. 6**



**Fig. 7**

